

Texas Commission on Environmental Quality
Remediation Division Correspondence Identification Form

SITE & PROGRAM AREA IDENTIFICATION

SITE LOCATION		REMEDIATION DIVISION PROGRAM AND FACILITY IDENTIFICATION	
Site Name: Charlie Burch Site		Is This Site Being Managed Under A State Lead Contract? <input type="checkbox"/> Yes <input checked="" type="checkbox"/> No	
Address 1: 25529 Richards Road		Program Area:	VOLUNTARY CLEANUP PROGRAM ▼
Address 2:		Mail Code:	MC-221
City: Spring	State: Texas	Is This A New Site To This Program Area? <input type="checkbox"/> Yes <input checked="" type="checkbox"/> No	
Zip Code: 77386	County: Harris ▼	VCP No.:	
TCEQ Region: Region 12 - Houston		--Leave This Field Blank--	--Leave This Field Blank--

DOCUMENT(S) IDENTIFICATION

PHASE OF REMEDIATION	DOCUMENT NAME
1. REMEDIATION ▼	GROUNDWATER (OR OTHER MEDIA) MONITORING REPORT ▼
2. ▼	▼
3. ▼	▼
4. ▼	▼
5. ▼	▼

CONTACT INFORMATION

RESPONSIBLE PARTY/APPLICANT/CUSTOMER

Name: Donnie Belote	Phone Number: 979.238.5568	Fax Number:
Company: Rohm and Haas Texas Incorporated A Wholly Owned Subsidiary of The Dow Chemical Company		
Address 1: 2301 N. Brazosport Blvd.	City: Freeport	State: TX Zip Code: 77541
Address 2: Bldg. B122	Email Address: DBelote@Dow.com	

ENVIRONMENTAL CONSULTANT/REPORT PREPARER/AGENT

Name: Joshua McFarlain	Phone Number: 225.892.2442	Fax Number:
Company: Jacobs		
Address 1: 818 Town and Country Blvd.	City: Houston	State: TX Zip Code: 77024
Address 2: Suite 500	Email Address: Joshua.McFarlain@Jacobs.com	

TCEQ INTERNAL USE ONLY

Document No.	TCEQ Database Term	Document No.	TCEQ Database Term
1.	GW/MEDIA MONITORING RPT	4.	
2.		5.	
3.			

Rohm and Haas Chemicals, LLC



2301 N. Brazosport Blvd, Bldg. B122
Freeport, TX 77541-3257

May 29, 2026

FedEx Tracking No.: 8722 2308 3644

Mr. Aaron Correll, P.G.

Project Manager
Voluntary Cleanup Section
Remediation Division
Texas Commission on Environmental Quality
12100 Park 35 Circle, MC 127
Austin, TX 78753

Subject: 2025 Annual Groundwater Monitoring Report
Charlie Burch Site, Spring, Texas
Voluntary Cleanup Program No. 421
CN600131395/RN102970738

Dear Mr. Correll:

Rohm and Haas Texas Incorporated (Rohm and Haas), a Wholly Owned Subsidiary of The Dow Chemical Company, is submitting the 2025 Annual Groundwater Monitoring Report for the Charlie Burch site (Site) to the Texas Commission on Environmental Quality (TCEQ). This report presents groundwater data collected throughout the 2025 reporting period.

The Site has continued to monitor conditions on a semiannual sampling schedule, with Sentinel well and Sitewide sampling events performed each year. However, the following recommendations have been included in previous annual reports submitted since 2024, but to date Rohm and Haas has not received formal concurrence from TCEQ based on their review of these submittals. The correspondence tracking for this site shown in the TCEQ Central Registry ([LINK](#)) also confirms that responses have not been provided by TCEQ for the previous annual groundwater monitoring reports submitted in 2023¹, 2024², or 2025³. Recommendations in the previous submittals have been reiterated in the current report submittal and include:

- Elimination of the Sentinel Well Sampling Event. Future groundwater monitoring will be completed on an annual sampling frequency.
- Permanent shutdown and decommissioning of the 13 Acre Tract containment and treatment system.
- Monitoring well MW-CB-5A was destroyed due to ongoing construction activities by the current property owner and is no longer present at the Source Area property. Installation of a replacement well is not recommended given 1,2-dichloroethane has not historically been detected at this location.
- Plugging and abandonment of wells previously used for substrate injections at the Southern Tract (downgradient of the 13 Acre Tract), including wells presented in Figure 4-1, titled *Proposed Wells for Plugging and Abandonment*.

¹ 2023. Rohm and Haas. *2022 Annual Groundwater Monitoring and Response Action Effectiveness Report*. June 1.

² 2024. Rohm and Haas. *2023 Annual Groundwater Monitoring Report*. May 31.

³ 2025. Rohm and Haas. *2024 Annual Groundwater Monitoring Report*. May 29.

- Discontinuation of monitoring on the Southern Tract, as follows:
 - Propose the plugging and abandonment of the following wells:
 - MW-CB-37S
 - MW-CB-39
 - MW-CB-40
 - MW-CB-41S
 - MW-CB-44
 - MW-CB-46
 - MW-CB-47S
 - Monitoring wells MW-CB-45 and MW-CB-48 will be retained but only sampled in the future if warranted by changes in upgradient areas (for example, at the 13 Acre Tract).

Rohm and Haas requests that TCEQ provide a response to these recommendations at your earliest convenience. If TCEQ has previously responded to these reports, Rohm and Haas also requests that historical correspondence related to approval of the recommendations included in the annual reports for this site submitted since 2023, and reiterated in the current submittal, be provided and the Correspondence Tracking on the TCEQ Central Registry be updated.

If you have questions regarding this report, please contact me at 979.238.5568 or DBelote@dow.com.

Sincerely,



Donnie Belote
Remediation Leader
2301 N. Brazosport Blvd, Bldg. B122
Freeport, TX 77541

cc: Warda Omar/TCEQ Region 12 / Fed Ex # 8722 2315 8716
Josh McFarlain/Jacobs



2025 Annual Groundwater Monitoring Report

**Rohm and Haas Texas Incorporated,
A Wholly Owned Subsidiary of
The Dow Chemical Company**

**Charlie Burch Site, Spring, Texas
Voluntary Cleanup Program No. 421
May 29, 2026**





2025 Annual Groundwater Monitoring Report

Client Name: Rohm and Haas Texas Incorporated,
A Wholly Owned Subsidiary of
The Dow Chemical Company

Project Name: Charlie Burch Site, Spring, Texas
Voluntary Cleanup Program No. 421

Client Reference: TBPG Firm Registration No. 50712

Project Manager: Josh McFarlain,

Date: May 29, 2026

Version: Final

Prepared By: Bret Rahe, P.G., Josh McFarlain, and
Tania Babu

Certification Statement Professional Signature and Seal

I certify that the geologic work produced in this report has been performed in accordance with accepted industry standards and practices.

Charlie Burch Site, Spring, Texas
Voluntary Cleanup Program No. 421
2025 Annual Groundwater Monitoring Report

Report Title

Bret R. Rahe	2798	November 30, 2026
--------------	------	-------------------

Professional Geoscientist	License Number	Expiration Date
----------------------------------	-----------------------	------------------------



May 29, 2026

Signature

Date

210.403.6326

Bret.Rahe@Jacobs.com

Telephone Number

Email

Seals, as applicable:



TBPG Firm Registration No. 50712

Contents

Certification Statement Professional Signature and Seal	i
Acronyms and Abbreviations	v
1. Introduction	1-1
1.1 The Basis for the 2025 Annual Submittal	1-1
1.2 The Site Overview	1-1
1.3 The Site History and Groundwater Response Actions	1-2
2. Corrective Action Systems.....	1-1
2.1 Source Area System Operations and Maintenance	1-1
2.1.1 Operations and Maintenance	1-2
2.1.2 Effluent and Influent Sampling Results and Groundwater Recovery Volume	1-2
2.1.3 Air Discharge	1-2
2.2 The 13-Acre Tract Area System Operations and Maintenance.....	1-2
3. Groundwater Monitoring Program and Results	3-1
3.1 Overview of Monitoring Program	3-1
3.2 Groundwater Measurement Sampling Results	3-2
3.2.1 Zone A Groundwater	3-2
3.2.2 Zone B Groundwater.....	3-2
3.3 Groundwater Quality	3-3
3.3.1 Zone A.....	3-3
3.3.2 Zone B.....	3-4
4. Summary of 2025 Results and Planned 2026 Activities	4-1
4.1 2025 Sitewide Monitoring Event Summary	4-1
4.2 Site Activities.....	4-1
4.3 Recommendations	4-1
5. References	5-1

2025 Annual Groundwater Monitoring Report

Tables

- 1-1 Well and Piezometer Construction Specifications
- 2-1 Effluent Limitations for Discharge of Treated Water to the Montgomery District Flood Control Channel
- 3-1 2025 Sentinel Well Event: Water Level Measurements
- 3-2 2025 Sentinel Well Event: Summary of 1,2-DCA Analytical Results
- 3-3 2025 Sitewide Groundwater Sampling Event: Static Water Level Measurements
- 3-4 2025 Sitewide Groundwater Sampling Event: Summary of 1,2-DCA Analytical Results
- 3-5 Historical 1,2-DCA Analytical Results from Select Wells
- 3-6 Summary of Historical Source Area Analytical Results
- 3-7 Sitewide Groundwater Flow Velocities

Figures

- 1-1 Site Location Map
- 1-2 Well Location Map
- 3-1 Zone A Potentiometric Surface Contours September 2025
- 3-2 Zone B Potentiometric Surface Contours September 2025
- 3-3 Zone A 1,2-DCA Plume September 2025
- 3-4 Zone B 1,2-DCA Plume September 2025
- 4-1 Proposed Wells for Plugging and Abandonment
- 5-1 2026 Proposed Annual Monitoring Wells

Appendices

- A 13 Acre Tract Technical Memorandum
- B Laboratory Analytical Reports
- C Data Usability Summary
- D 2025 Time Series Graphs

Acronyms and Abbreviations

1,2-DCA	1,2-dichloroethane
30 TAC 335	Title 30, Texas Administrative Code, Chapter 335
bgs	below ground surface
EAB	enhanced anaerobic bioremediation
GAC	granular activated carbon
GWBU	groundwater-bearing unit
GWMR	Groundwater Monitoring Report
mg/L	milligram(s) per liter
O&M	operations and maintenance
PCL	protective concentration level
RAP	Response Action Plan
RAWP	Remedial Action Work Plan
Rohm and Haas	Rohm and Haas Incorporated
Site	Charlie Burch Site in Spring, Texas
TCEQ	Texas Commission on Environmental Quality
TNRCC	Texas Natural Resource Conservation Commission
TRRP	Texas Risk Reduction Program
VCP	Voluntary Cleanup Program

1. Introduction

This *Annual Groundwater Monitoring Report* (GWMR) presents groundwater data collected from January 1 through December 31, 2025, for the Charlie Burch Site (Site), located in Spring, Texas. As required by the approved 2005 *Response Action Plan* (RAP) (GSI 2005) and 2011 RAP (Parsons 2011), this GWMR summarizes the total volume of groundwater recovered and analytical results for the Source Area and 13-Acre Tract groundwater extraction and treatment systems. Both the Source Area and 13-Acre Tract groundwater recovery systems remained offline during the 2025 reporting period (Section 2).

This GWMR provides data to satisfy the requirement of the annual monitoring term from January to December 2025 and includes a summary of the groundwater analytical results, potentiometric surface maps, and plume maps for 1,2-dichloroethane (1,2-DCA) in Zones A and B.

1.1 The Basis for the 2025 Annual Submittal

This GWMR is being submitted to fulfill the requirements of the approved 2005 RAP and 2011 RAP and provides an update with respect to the following:

- Source Area Capture Zone: Eliminate further offsite migration of affected near-surface groundwater.
- Offsite: Reduce concentrations of 1,2-DCA in offsite groundwater to the respective Texas Risk Reduction Program (TRRP) protective concentration level (PCL) (0.005 milligram per liter [mg/L]).
- Treatment of recovered groundwater: Treat recovered groundwater to meet discharge requirements.

This GWMR provides the following information:

- *Corrective Action Systems*: Summary of corrective action systems at the Source Area and 13-Acre Tract groundwater extraction and treatment systems (Section 2). Both onsite remediation systems continued to remain offline in 2025 (Section 2).
- *Groundwater Monitoring and Results*: Overview of the monitoring program, potentiometric surfaces, groundwater quality and analytical results, and interpretations of the extent of affected groundwater during 2025 (Section 3).
- *Summary and Recommendations*: Summary of groundwater analytical results, planned activities for 2026, and recommendations (Section 4).

1.2 The Site Overview

The Site is approximately 25 miles north of Houston, Texas, in south-central Montgomery County (Figure 1-1). Figure 1-2 shows the Site and vicinity where groundwater monitoring wells have been installed. Table 1-1 lists well and piezometer construction specifications for the groundwater monitoring network.

The Source Area is mostly open, undeveloped land with grass and small trees. An oil production tank battery and saltwater injection well were on the southern portion of the Site but were decommissioned and removed by the operator in November 2020; Rohm and Haas Texas Incorporated (Rohm and Haas) does not own or operate the oil production facility. Environmental issues associated with oil and gas operations at the Site, if any, are regulated by the Texas Railroad Commission and are not included in the scope of Voluntary Cleanup Program (VCP) response actions.

The Site history dates to the 1950s. Rohm and Haas does not own and historically did not own or operate the Site. In the 1960s, an independent hauler used the Site to bury wastes collected from several manufacturers. In 1967, a Montgomery County judge ordered the waste site closed. In the early 1980s, the State of Texas approached several parties, including Rohm and Haas, to further investigate the Site and develop a plan to close the Site. In

1983, after several years of work, the Texas Department of Water Resources (predecessor to Texas Commission on Environmental Quality [TCEQ]) issued a letter stating that the disposal area had been closed in conformance with the approved closure plan (TDWR 1983).

1.3 The Site History and Groundwater Response Actions

Rohm and Haas, a Wholly Owned Subsidiary of The Dow Chemical Company, has performed response actions and associated monitoring at the Site in accordance with the VCP. Since 1998, sampling has been conducted at the Site to monitor affected groundwater within the two uppermost groundwater-bearing units (GWBUs), designated as Zone A and Zone B, and evaluated the effectiveness of ongoing groundwater remedies. The principal constituent of concern identified in affected groundwater beneath and hydraulically downgradient of the Site is 1,2-DCA.

Remediation of the Site began in 1999 with the completion of the soil remedy under the Texas Risk Reduction Rules (Title 30, Texas Administrative Code, Chapter 335 [30 TAC 335]). In mid-1999, with TCEQ (TCEQ 1999) approval, buried waste and affected soil was delineated, excavated, and disposed of offsite by Rohm and Haas; clean backfill was placed in the excavated areas; the Site was graded and seeded in mid-1999. A *Response Action Completion Report* documenting the soil remediation was submitted to TCEQ on March 24, 2000, and subsequently approved by TCEQ (TCEQ 2000); therefore, the response action for Site soil is complete, while the groundwater response is ongoing.

The groundwater investigation and response action, which began in 2001 by installing and operating a Source Area groundwater extraction and treatment system, transitioned from the former Risk Reduction Rules to TRRP in 2003. The groundwater remedy proposed in 2005 under TRRP consisted of a Source Area groundwater extraction and treatment system combined with using monitored natural attenuation with a plume management zone (GSI 2018).

Point of compliance wells installed in 2005 suggested the dissolved 1,2-DCA plume was not fully delineated. Accordingly, additional investigations were conducted to delineate the PCL exceedance zone. A second groundwater extraction and treatment system was installed in 2006, approximately 2,000 feet downgradient of the Source Area, on a property owned by Rohm and Haas and referenced as the 13-Acre Tract.

In July 2010, Rohm and Haas submitted a RAP proposing response actions (enhanced bioremediation, upgraded Source Area groundwater extraction and treatment system, and continued annual groundwater monitoring), with the intent of achieving remedial objectives within a shorter time frame (Parsons 2010). The 2010 RAP was subsequently amended on May 6, 2011 (Parsons 2011) and approved by TCEQ on September 2, 2011 (TCEQ 2011). In accordance with *Worksheets 3.1 and 4.0* of the 2011 RAP, Rohm and Haas will perform a Sitewide Annual groundwater sampling event each year.

As proposed in a data transmittal to TCEQ on February 1, 2012, Rohm and Haas collected quarterly potentiometric water elevations and semiannual groundwater samples from sentinel wells to confirm groundwater flow and delineation of the 1,2-DCA plume (GSI 2012). In a letter dated February 4, 2015, Rohm and Haas proposed discontinuing quarterly water level gauging and semiannual sampling of the sentinel wells (Parsons 2015). On March 6, 2015, TCEQ approved the request to discontinue quarterly potentiometric water elevations; however, TCEQ requested Rohm and Haas to continue collecting groundwater samples from a subset of monitoring wells (MW-CB 40, MW-CB-44, and MW-CB-48) on a semiannual basis (TCEQ 2015). Rohm and Haas also elected to include MW-CB-45 in the Sentinel Event. The Sentinel Event has occurred around the second quarter of each year. Sentinel wells are also included in the monitoring network for the Sitewide event that typically occurs in the latter half of each calendar year.

Implementation of the amended RAP commenced in October 2011 with the installation of the upgraded Source Area groundwater extraction and treatment system. The original Source Area system, installed in 2001, remained operational while the upgraded system was installed. The original system was taken offline in January 2012 as the upgraded system began operation.

2025 Annual Groundwater Monitoring Report

In 2017, the Source Area system underwent an additional upgrade that included replacing the old air stripper with a new and more efficient unit. This upgrade was completed as part of Phase 4 enhanced anaerobic bioremediation (EAB) remedy. Injection activities associated with implementing the EAB remedy have been completed in a phased approach. Phase 5 was expanded in 2018 to increase coverage of bioremediation capabilities in the isolated portions of the plume located downgradient of the 13-Acre Tract system and to reduce the predicted cleanup time for the downgradient portions of the plume. No injection-related activities were performed during the 2025 reporting period (Jacobs 2024b, 2025b).

In accordance with the revised RAP, Rohm and Haas continued the operation of the 13-Acre Tract System from 2006 through 2020. Based on data collected from years of operation, the recovery system created and expanded a gap of remediated groundwater separating portions of the groundwater plume and reduced concentrations in monitoring wells within and immediately downgradient of the system's zone of influence. Based on 1,2-DCA concentrations remaining consistent and less than the PCL, coupled with decreasing historical trends in downgradient monitoring wells, Rohm and Haas determined that continued operation of the granular activated carbon (GAC) system was not necessary.

As a result, on December 19, 2019, Rohm and Haas requested shut down of the 13-Acre Tract recovery system to evaluate potential rebound of the 1,2-DCA plume for a period of one year (Jacobs 2019). On March 2, 2020 (TCEQ 2020), TCEQ responded and had no objection to the shutdown of the 13-Acre Tract treatment system; therefore, the system was conditionally shut down, with the implementation of quarterly gauging and monitoring of select wells. In 2020, the quarterly performance monitoring showed concentrations of 1,2-DCA consistent with previous years.

In a letter dated August 17, 2021 (TCEQ, 2021), TCEQ agreed that additional data must be gathered to determine the potential effects of back-diffusion and requested the inclusion of monitoring well MW-CB-15AS in the quarterly monitoring program. The Source Area pump-and-treat system was shut off on October 27, 2021, and, except for intermittent operation to treat accumulated purge water from groundwater sampling activities, has remained offline. Results from the plume stability and back-diffusion assessment were presented in the *2022 Annual Groundwater Monitoring and Response Action Effectiveness Report*, dated June 1, 2023 (Jacobs 2023). The evaluation noted that although some back-diffusion could be occurring, the overall plume was stable. Furthermore, conditions in several downgradient areas south of the 13 Acre Tract (MW-CB-37S, MW-CB-39, MW-CB-40, MW-CB-41S, MW-CB-44, MW-CB-45, MW-CB-46S, MW-CB-47S, and MW-CB-48) have continued to remain below the cPCL, further supporting plume stability. As a result, no additional response actions beyond monitoring were proposed.

Monitor wells EAB-PMW-17 (PMW-17), EAB-PMW-18 (PMW-18), EAB-PMW-19 (PMW-19), EAB-PMW-19B (PMW-19B), MW-CB-26A, MW-CB-27A were plugged and abandoned on the Offsite Northern Tract of the Site as part of the December 2023 groundwater investigation (Jacobs 2024a). Furthermore, one new groundwater monitoring well (MW-CB-50A) was installed in December 2023 in response to a request from TCEQ to confirm the lateral extent of 1,2-DCA east of monitoring well MW-CB-26A. Groundwater results from this investigation satisfied TCEQ requirements (TCEQ 2021).

2. Corrective Action Systems

This section summarizes the operations and maintenance (O&M) at the Source Area and 13-Acre Tract corrective action systems.

2.1 Source Area System Operations and Maintenance

A groundwater extraction and treatment system is located on the eastern boundary of the Source Area property (Figure 1-2) and was operational until it was taken offline in October 2021. It includes four recovery wells (RW-CB-2R through 5R) screened in Zone A, which is encountered at approximately 20 to 65 feet below ground surface (bgs), and one recovery well (RW-CB-3D) in Zone B, which is encountered at approximately 70 to 102 feet bgs. The system has electrical pumps and a remote telemetry communications system.

The system also incorporates a EZ-6.4SS Air Stripper, which became operational on November 28, 2017. The air stripper system consists of the following equipment:

- Three baffled aeration trays
- Downcomers
- A sump
- A blower
- A discharge pump using a variable frequency drive capable of directing treated groundwater to the constructed northern and southern infiltration galleries on the adjacent property east of the Source Area

The TCEQ authorized injection into the infiltration galleries on January 31, 2018; however, the infiltration galleries have not been used to this point. Rohm and Haas informed TCEQ in a letter dated November 9, 2021, that the Source Area system was shut down on October 27, 2021, to accommodate the back-diffusion and plume stability evaluation completed during the 2022 reporting period. The system has remained offline since this time given results of the evaluation that indicated the overall plume was stable. The air stripper has only been used briefly to treat residual purge water from routine monitoring events.

The Montgomery County Drainage District manages the flood control channel adjacent to the Site. Rohm and Haas received permission from the Montgomery County Drainage District to discharge treated water in a letter dated January 20, 1999, from Herman I. Little, Jr., to Rohm and Haas (Appendix D of the *Remedial Action Work Plan* [RAWP]) (TCEQ 1999). Authorization to discharge treated water to state waterways, with associated discharge criteria, was received from TCEQ in a letter dated March 23, 1999.

In an interoffice memorandum attached to a TCEQ letter dated March 18, 2002 (TCEQ 2002), the TCEQ Industrial Permits Team recommended changes to several of the effluent limits for the discharge, including:

- Reductions for the following analytes:
 - 2-Butanone
 - Ethyl methacrylate
 - Methyl methacrylate
- Increases for the following analytes:
 - Acetone
 - 2,4-Dimethylphenol
- A tighter range for pH

The resulting effluent limitations, and requirements for discharge to the flood control channel, are summarized in the following paragraph.

2025 Annual Groundwater Monitoring Report

The daily average effluent flow will not exceed 170,000 gallons per day (118 gallons per minute), and the specified effluent limitations (Table 2-1) will not be exceeded. Daily flow and effluent exceedances did not occur in the 2025 reporting period. Current effluent limitations reflect the recommendations of the TCEQ interoffice memorandum dated March 18, 2002 (TCEQ 2002), including a pH between 6 and 9. Water discharge from the Site will not contain floating solids, visible oils, or visible foam other than trace amounts. Water discharge from the Site will be monitored (sampled) at least once every 2 weeks (biweekly) for listed parameters, including pH, in accordance with the TCEQ interoffice memorandum dated October 9, 2018. However, bi-weekly sampling was not performed since the Source Area system was offline virtually all of the 2025 reporting period. The system was only operational for an isolated event to treat approximately 180-gallons of water accumulated during routine sampling activities. Prior to treatment, a sample of the water was screened against influent and effluent discharge criteria, as further discussed in Section 2.1.2.

2.1.1 Operations and Maintenance

O&M of the Source Area system includes both inspections and maintenance. Inspections were conducted monthly from January through December 2025.

2.1.2 Effluent and Influent Sampling Results and Groundwater Recovery Volume

A total of roughly 180 gallons of purge water from routine groundwater monitoring events was treated through the Source Area system during the 2025 reporting period. A sample of the water (Sample ID: SA-I-20250212) was collected prior to treatment and analyzed for the constituents listed in Table 2-1. Volatile Organic Compounds (VOC) and Semivolatile Organic Compounds (SVOC) were not detected (i.e., less than the Sample Detection Limits [SDL]) in the sample, demonstrating the water was within acceptable influent and effluent limitations. Additionally, the pH of 7.96 from the sample analysis was within the acceptable effluent limitation of between 6 and 9 standard units. A copy of the laboratory report (ALS ID: HS25020639-01) is included in Appendix B.

2.1.3 Air Discharge

Rohm and Haas submitted *Documentation of Claim for Standard Exemptions* in accordance with Title 30, Texas Administrative Code, Chapters 106.533 and 106.262 to the Texas Natural Resource Conservation Commission (TNRCC, the predecessor to TCEQ) on February 15, 1999 (Rohm and Haas 1999), for discharge to the air from the operation of the system. TNRCC authorized the exemptions in a letter dated March 23, 1999. The criteria related to air emission discharge are not reiterated in this report due to the negligible amount of water treated during 2025 (approximately 180 gallons total) and the lack of VOCs and SVOCs at concentrations greater than detection limits in the sample analyses.

2.2 The 13-Acre Tract Area System Operations and Maintenance

The 13-Acre Tract groundwater extraction and treatment system was installed in early 2006 on property owned by Rohm and Haas (Figure 1-2) to minimize further plume migration. The system includes four recovery wells (TRW-CB-1 through TRW-CB-4) screened in Zone A (Figure 1-2). Recovery wells TRW-CB-1 and TRW-CB-2 and the infiltration trench located to the west (CB-IT-1; Figure 1-2) have been offline since 2014. Recovery wells TRW-CB-3 and TRW-CB-4 were used to extract groundwater that was subsequently treated by carbon adsorption in vessels containing GAC. Treated groundwater was reinjected onsite through an infiltration trench at the downgradient end of the 13-Acre Tract. The system continued to operate until it was taken offline on November 25, 2019.

Based on an evaluation of the system in 2019, a request to shut down the system for a period of one year was subsequently submitted to TCEQ on December 19, 2019 (Appendix A) to evaluate potential rebound of 1,2-DCA. Post-shutdown voluntary monitoring, including quarterly water level gauging and sampling from a subset of monitoring wells, was performed to evaluate plume stability. TCEQ approved the request in a letter dated March 2, 2020 (TCEQ 2020). Additionally, in the 2024 Annual Groundwater Monitoring Report, Rohm and Haas requested

2025 Annual Groundwater Monitoring Report

TCEQ approval for permanent shutdown and decommissioning of the system. TCEQ has yet to respond to this request.

Results from the quarterly sampling were summarized in the 2020 Annual GWMR (Jacobs 2021). No groundwater has been extracted by the system since it was placed offline in November 2019. System elements have continued to be inspected despite it not being operated since late 2019.

3. Groundwater Monitoring Program and Results

This section provides an overview of the groundwater monitoring program and results from the Sentinel and Sitewide groundwater monitoring events.

3.1 Overview of Monitoring Program

The Sentinel groundwater monitoring event was conducted in the second quarter of 2025, which included the following activities:

- Water level gauging of select wells and sentinel wells (Table 3-1)
- Collecting groundwater samples and water quality parameters for analysis of 1,2-DCA from the select wells and sentinel wells located at the following areas (Table 3-2):
 - Source Area
 - Offsite Northern Tract
 - Offsite Middle West Tract
 - 13-Acre Tract
 - Offsite Southern Tract

A Sitewide groundwater monitoring event was conducted in the third quarter of 2025 and included the following activities:

- Water level gauging of the monitoring network wells to assess groundwater flow (Table 3-3)
- Collecting groundwater samples and water quality parameters for analysis of 1,2-DCA from the Monitoring network wells in Zone A and B GWBUs at the following areas (Table 3-4):
 - Source Area
 - Offsite Northern Tract
 - Offsite Middle West Tract
 - 13-Acre Tract
 - Offsite Southern Tract

Groundwater samples were collected in lab-provided containers and submitted to ALS Environmental Laboratories in Houston under chain-of-custody control. Samples submitted to the laboratory included field duplicates (1 per 10 samples collected), matrix spike and matrix spike duplicate samples (1 per 20 samples collected), and trip blanks (1 per cooler containing samples). Appendix B provides the associated laboratory reports. Results were validated in accordance with TRRP-13 guidance and documented in the data usability summary provided in Appendix C.

The following sections discuss the results of the 2025 Sentinel and Sitewide groundwater monitoring events. Historical summaries of analytical results for indicator parameter 1,2-DCA from select wells in Zone A, Zone B, and water supply wells are provided in Tables 3-5, and Table 3-6 provides the analytical results for 1,2-DCA from the Source Area.

Groundwater samples were collected from previously identified GWBUs, including:

- Zone A or AS: Approximately 0 to 40 feet bgs (upper Zone A)
- Zone AD: Approximately 40 to 70 feet bgs (lower Zone A)
- Zone B or BS: Approximately greater than 70 to 100 feet bgs (Zone B)

Approximately 90 to 100 feet of less-permeable, fine-grained material separates the deeper Zone C drinking water aquifer from Zones A and B.

3.2 Groundwater Measurement Sampling Results

This section summarizes the groundwater flow and the distribution of 1,2 DCA in Zone A and Zone B GWBUs. Interpretations are based on data collected during 2025. Historical results in wells installed in Zone C show no evidence of impacts to groundwater in Zone C (Parsons 2020); as a result, an assessment of Zone C potentiometric conditions is not provided in this GWMR.

3.2.1 Zone A Groundwater

Table 3-1 summarizes depth-to-water measurements collected during the 2025 Sentinel Well Groundwater Monitoring Event, and Table 3-3 provides the same information for the Sitewide Groundwater Monitoring Event. Water level measurements were documented to the nearest 0.01 foot using an interface meter and data used to calculate potentiometric elevations. The Sentinel Well Event static water levels were collected on April 16, 2025; the Sitewide Event water levels were collected September 23 through 25, 2025. Groundwater elevations from the Sitewide event were used to interpret the potentiometric surface for Zone A (Figure 3-1). A separate map for the second quarter (Sentinel) event was not prepared for this GWMR, given the limited data set.

Figure 3-1 shows the Zone A potentiometric surface interpreted from water level measurements collected during the Sitewide sampling event. The interpretation of the potentiometric surface suggests groundwater flow within Zone A is generally toward the southeast under hydraulic gradients that vary from the Source Area to the Offsite Southern Tract Area portion of the plume. Lateral changes in lithology likely impart the variability. Recovery systems being offline may also influence groundwater flow throughout the Site.

Groundwater flow velocities vary across the Site based on lateral changes in lithology and localized variations of the hydraulic gradients. Estimates for the groundwater flow velocity presented in Table 3-7 for Zone A are based on a hydraulic conductivity of 21 feet per day calculated for the shallow portion of Zone A (GSI 1999) and an assumed effective porosity of 0.30. Table 3-7 summarizes groundwater flow velocities estimated for the following areas:

- Source Area
- Offsite Northern Tract
- Offsite Middle West Tract
- 13-Acre Tract
- Offsite Southern Tract

Note that 13-Acre Tract trench recovery wells TRW-CB-1 and TRW-CB-2 have been offline since 2014. Trench recovery wells TRW-CB-3 and TRW-CB-4, also located in the 13-Acre Tract, have been conditionally shut down based on TCEQ approval received in March 2020 (TCEQ 2020). Recovery wells at the Source Area system have been shut down since October 2021. As a result, the cone of depression created by the groundwater pump-and-treat system and noted in historical annual reports remains absent.

3.2.2 Zone B Groundwater

Figure 3-2 illustrates the potentiometric surface of Zone B wells in the Source Area based on water level measurements collected during the Sitewide 2025 sampling event. The Zone B GWBU is generally encountered between 70 and 100 feet bgs. Figure 3-2 shows the interpreted potentiometric conditions in Zone B at the Source Area. Note recovery well RW-CB-3D has remained offline since 2019, and as a result, a cone of depression is not shown.

Aquifer testing within and adjacent to the Source Area resulted in an estimated hydraulic conductivity of 6 feet per day for the Zone B GWBU (GSI 1999). The hydraulic gradient in this zone is approximately 0.010 ft/ft. Based on the hydraulic gradient measured during the 2025 annual event, an average hydraulic conductivity of 6 feet per day,

and an assumed effective porosity of 0.30, the calculated groundwater velocity in Zone B was approximately 158 feet per year (Table 3-7).

3.3 Groundwater Quality

The following subsections summarize the distribution of 1,2-DCA in Zone A and Zone B in the Source Area and Offsite Tracts. Interpretations are based on data collected during the September 2025 Sitewide annual event. Historical results in wells installed in Zone C show no evidence of impacts on the groundwater in Zone C (Parson 2020); as a result, an evaluation of Zone C is not included in this GWMR. Groundwater samples were collected using HydraSleeves.

Field measurement readings were documented for each groundwater sample at collection using properly calibrated instruments for the following:

- Temperature
- Specific conductance
- pH
- Dissolved oxygen
- Oxidation-reduction potential
- Nephelometric turbidity units

Field parameters for groundwater samples collected using HydraSleeves were captured from residual groundwater left in the sleeve after filling the required laboratory vials.

Results from the 2025 groundwater monitoring event confirm the presence of 1,2-DCA in Zone A GWBUs. 1,2-DCA was detected in four Zone B wells (Table 3-4), one of which (well RW-CB-3D) was greater than the cPCL. Table 3-2 shows the analytical results for the Sentinel Well event, while Table 3-4 presents analytical results for the Sitewide groundwater sampling event. The following subsections provide more detail with respect to results within each zone.

Figure 3-3 shows the distribution of 1,2-DCA detected at concentrations greater than the cPCL in the Zone A monitoring network; Figure 3-4 shows the distribution of 1,2-DCA detected in the Zone B monitoring network. Separate maps for the Sentinel Well event were not provided for this GWMR. The following subsections focus on results from the annual Sitewide event.

3.3.1 Zone A

During the Sitewide event, groundwater samples were collected from 41 Zone A wells and analyzed for 1,2-DCA (Table 3-4). Among these wells, 1,2-DCA was present at detectable concentrations in 21 locations, with concentrations ranging from an estimated 0.00043 mg/L (EAB-PMW-08B) to 0.02 mg/L (EAB-PMW-09B).

Overall conditions at the source property are generally consistent with prior reporting periods. 1,2-DCA continues to be detected in Source Area wells at concentrations exceeding the cPCL. However, concentrations at the downgradient property boundary appear to be declining or stable based on conditions in wells MW-CB-1A and RW-CB-5R. Time series graphs for these wells (Appendix D) suggest concentrations of 1,2-DCA are overall decreasing. 1,2-DCA in well RW-CB-2R increased slightly from 2023 to 2024 but remained stable and below the cPCL in 2025 (Appendix D). A similar fluctuation was noted in monitoring well EAB-PMW-08B from 2023 to 2024, but the concentration decreased to less than the cPCL in 2025. (Appendix D). Source Area conditions continue to be stable, and attenuation is likely occurring.

The extent of 1,2-DCA on the property immediately east-southeast of the Source Area is generally consistent with recent interpretations that confirm significant separation with isolated areas of affected groundwater south of Richards Rd. (Figure 3-3). The extent of affected groundwater remains delineated to the east based on results from well MW-CB-50A installed in December 2023 (Figure 3-3).

2025 Annual Groundwater Monitoring Report

One isolated monitoring well south of Richards Road (MW-12AD) contained 1,2-DCA at concentrations greater than the PCL in 2025. While 1,2-DCA remained stable from 2023 to 2025 in well MW-12AD, overall concentrations have declined since 2019. Concentrations of 1,2-DCA in MW-CB-8AD, located south of Richards Road, have fluctuated, and while it was detected in 2025, it was less than the cPCL (Table 3-4; Figure 3-3). 1,2-DCA in recovery wells TRW-CB-3 and TRW-CB-4 at the downgradient margin of the 13-Acre Tract have fluctuated since the system was placed offline in November 2019 but have remained less than the PCL at TRW-CB-3 since 2007 and at TRW-CB-4 since 2021.

Affected groundwater at the 13-Acre Tract appears to be stable, declining, and/or have remained below the cPCL based on results from the recovery system wells. 1,2-DCA was detected in well MW-CB-12AD, located north of the 13-Acre Tract. While concentrations of 1,2-DCA have fluctuated in this well, they have overall declined over the past 8 years. 1,2-DCA detected in well TRW-CB-1, located in the north-central portion of the 13-Acre Tract, has consistently declined since 2016 (Appendix D) and has remained less than the cPCL three of the last four years. Despite minor fluctuations, 1,2-DCA has remained less than the cPCL in well TRW-CB-2 and continued to decline from October 2022 through 2025 (Appendix D). Wells TRW-CB-3 and TRW-CB-4 are located at the downgradient margin of the 13-Acre Tract. 1,2-DCA has not been detected greater than the cPCL in well TRW-CB-3 since 2007. Slight rebound was noted in well TRW-CB-4 following shutdown of the 13-Acre Tract recovery system in November 2019 (Appendix D). However, concentrations in well TRW-CB-4 have subsequently continued to decline and as a result have remained less than the cPCL since 2021.

1,2-DCA in the monitoring network downgradient of the 13-Acre Tract have also remained less than the cPCL since 2021. Data plots for these nine wells are provided in Appendix D. Additionally, 1,2-DCA was not detected in samples collected from the four Sentinel monitoring wells (MW-CB-40, MW-CB-44, MW-CB-45, and MW-CB-48) during April 2025. These results appear in the plots of concentrations over time for these wells provided in Appendix D. These conditions, in combination with those described at the 13-Acre Tract, continue to support previous recommendations for optimization of the monitoring program in both areas that were included in the 2024 Annual Report (Jacobs 2025a) previously submitted to TCEQ. Recommendations are provided in Section 4.3.

3.3.2 Zone B

Samples were collected from seven Zone B monitoring wells (Table 3-4). 1,2-DCA was detected in one well (RW-CB-3D) greater than the PCL (Figure 3-4). Concentrations of 1,2-DCA in this well have fluctuated above and below the cPCL, but long-term trends indicate concentrations are overall declining. 1,2-DCA in the Zone B monitoring network during 2025 appear generally consistent with concentrations noted in these wells since 2022.

4. Summary of 2025 Results and Planned 2026 Activities

This section summarizes Site activities completed in 2025, recommendations, and planned activities for 2026.

4.1 2025 Sitewide Monitoring Event Summary

Groundwater potentiometric surface contours in Zone A and Zone B GWBUs are generally consistent with historical interpretations, with an overall groundwater flow toward the southeast. In 2025, 1,2-DCA concentrations in monitoring wells are generally consistent with historical results. Time series graphs for monitoring wells near the 1,2-DCA plume boundary and areas where concentrations of 1,2-DCA historically have exceeded the PCL were reviewed. Most of the wells continue to display decreasing or generally stable conditions (Appendix D).

Based on results from the 2025 Sitewide sampling event, the extent of 1,2-DCA continues to be defined by results from the monitoring network in the Source Area and immediate adjacent property (offsite northern tract). Concentrations of 1,2-DCA in monitoring wells within and south of the 13-Acre Tract have continued to decrease or remained less than the cPCL in 2025. Results from monitoring well sampling suggest the extent of 1,2-DCA-affected groundwater has decreased significantly, especially within the 13-Acre Tract and downgradient property.

4.2 Site Activities

Upcoming activities planned for calendar year 2026 include:

- **System O&M:**
 - The Source Area extraction and treatment system will remain offline. Since the shutdown, Rohm and Haas has periodically collected samples from the Zone B recovery well (RW-CB-3D), and Table 3-6 summarizes the results. While 1,2-DCA has fluctuated in this well, long term trends indicate concentrations are overall declining.
 - 1,2-DCA was not detected greater than the cPCL at the 13-Acre Tract during the 2025 reporting period. Concentrations have remained less than the cPCL for the fifth consecutive year (2021 through 2025; Appendix D) in the distal plume south of the 13-Acre Tract. This trend has continued since the shutdown of the groundwater containment and treatment system in November 2019.
 - Collectively these conditions continue to demonstrate that additional operation of the 13-Acre Tract extraction and treatment system is no longer necessary and support previous recommendations for decommissioning. Further, conditions downgradient of the 13-Acre Tract have remained stable and additional monitoring is not warranted. Recommendations associated with decommissioning of the 13-Acre Tract system, reduced monitoring, and plugging and abandonment of monitoring wells in the distal plume are provided in Section 4.3.
- **Groundwater Monitoring:** Groundwater monitoring will continue to evaluate 1-2 DCA concentrations in the proposed Zone A and B GWBUs. Recommendations included in the 2024 Annual Report (Jacobs 2025a) included optimization of the monitoring network as reflected on Figure 5-1. Rohm and Haas has not yet received TCEQ approval of the recommendations which are reiterated in Section 4.3.

4.3 Recommendations

Based on a review of the 2025 data, the following recommendations were identified:

- An extensive amount of groundwater data was collected in the distal plume as part of the semiannual (Sentinel) groundwater monitoring program, and results from the 2022 plume stability assessment suggest the groundwater plume, in general, appears stable (Jacobs, 2023). Additionally, concentrations of 1,2-DCA in samples collected from nine monitoring wells in 2024 and four monitoring wells in 2025 on the Offsite

2025 Annual Groundwater Monitoring Report

Southern Tract have remained less than the cPCL for the 5-year timeframe (2021 through 2025) subsequent to shutdown of the 13-Acre Tract groundwater containment and treatment system (Appendix D). Consistent with the recommendation provided in the 2023 and 2024 annual reports (Jacobs 2024a and 2025a), Rohm and Haas plans to discontinue the sentinel well sampling event and collect samples on an annual basis going forward. Additionally, Rohm and Haas proposes to discontinue future groundwater monitoring for all monitoring wells located on the Offsite Southern Tract (Figure 3-3).

- In combination with the previous recommendation, Rohm and Haas is also requesting TCEQ approval to plug and abandon monitoring and wells previously used for substrate injections shown on Figure 4-1 located on the Southern Tract downgradient of the 13 Acre Tract. Two of the existing monitoring wells (CB-MW-45 and CB-MW-48) will be retained but will only be sampled in the future if conditions in upgradient areas (e.g. 13 Acre Tract) warrant additional evaluation. This recommendation is supported by the 2023 plume stability evaluation (Jacobs 2023), which indicated the plume remains stable and relatively dilute. Further, subsequent analytical data from monitoring in 2023 to 2025 are consistent with those interpretations and continue to demonstrate plume stability, including a reduction in plume extent in the distal portion of the monitoring network. 1,2-DCA has remained less than the cPCL for the past 4 years in this portion of the site. Rohm and Haas requested this approval in the 2024 Annual Groundwater Monitoring Report (Jacobs 2025a) and has not yet received a response from the TCEQ.
- Following the shutdown of the 13-Acre Tract groundwater containment and treatment system in November 2019, Rohm and Haas completed one year of voluntary quarterly monitoring. Results from the quarterly and subsequent annual monitoring events continue to support that further operation of the 13-Acre Tract Treatment System is not necessary. As previously documented in a memorandum submitted to TCEQ in 2019 (Appendix A), historical concentrations from influent samples of 1,2-DCA were consistently less than the PCL, and the Zone A plume appears stable. In combination with 1,2-DCA remaining less than the cPCL in the downgradient monitoring network since 2021, Rohm and HAAs is requesting TCEQ approval for permanent shutdown and decommissioning of the 13 Acre Tract groundwater containment and treatment system. This request was also included in the 2024 Annual Groundwater Monitoring Report (Jacobs 2025a), but a response has not yet been received from TCEQ.
- Lastly, during the 2026 Sentinel Well Groundwater Monitoring Event, Jacobs personnel confirmed monitoring well MW-CB-5A was destroyed and is no longer accessible due to ongoing construction activities. Well MW-CB-5A has been monitored on a voluntary basis, and 1,2-DCA has not been detected in groundwater samples from this well since 2001. Given the historical absence of 1,2-DCA impacts at this location, replacement of MW-CB-5A is not proposed.

5. References

- GSI Environmental Inc. (GSI). 1999. *Results of Slug Tests and Constant-Rate Pumping Test, Charlie Burch Site, Spring, Texas, TCEQ VCP Site No. 421*. May 26.
- GSI Environmental Inc. (GSI). 2005. *Response Action Plan, Charlie Burch Site, Spring, Texas, TCEQ VCP Site No. 421*. February 18.
- GSI Environmental Inc. (GSI). 2012. Letter RE: Submittal Documenting Supplemental Groundwater and Lithology Investigation on the Rayford Business Campus and Southwestern University Properties; Charlie Burch Site, Richards Road, Spring, Montgomery County, TX. Voluntary Cleanup Program No. 421. Attention: Joe Bell, TCEQ; prepared by Jim McDade, GSI Environmental Inc. February 1.
- GSI Environmental Inc. (GSI). 2018. *Annual Report 2017 Groundwater, Charlie Burch Site, Spring, Texas, TCEQ VCP Site No. 421*. April 18.
- Jacobs. 2019. *2019 Request to Shut Down the 13-Acre Tract Treatment System*. December 19.
- Jacobs. 2021. *2020 Annual Groundwater Monitoring Report, Charlie Burch Pits Site, Spring, Texas*. June 1.
- Jacobs. 2023. *2022 Annual Groundwater Monitoring and Response Action Effectiveness Report*. June 1.
- Jacobs. 2024a. *2023 Annual Groundwater Monitoring and Response Action Effectiveness Report*. June 1.
- Jacobs. 2025a. *2024 Annual Groundwater Monitoring and Response Action Effectiveness Report*. June 1.
- Jacobs. 2024b. *2024 Semi-Annual Status Report of Class V Aquifer Remediation Injection Wells*. August 9.
- Jacobs. 2025b. *2024 Semi-Annual Status Report of Class V Aquifer Remediation Injection Wells*. January 30.
- Parsons. 2010. *Response Action Plan for Rohm and Haas Charlie Burch Site, Spring, Texas, VCP No. 421*. July.
- Parsons. 2011. *Response Action Plan for Rohm and Haas Charlie Burch Site, Spring, Texas, VCP No. 421, Rev 01*. May 6.
- Parsons. 2015. Letter RE: Request to Eliminate the Quarterly Water Level Gauging and Semiannual Sampling at the Sentinel Well Area, Charlie Burch Site, Richards Road, Spring, Montgomery County, Texas, Voluntary Cleanup Program No. 421. Attention: Joe Bell, PG; prepared by Brian Vanderglas, PG, Parsons. February 4.
- Parsons. 2020. *2020 Response Action Effectiveness Report, Charlie Burch Site, Spring, Texas, VCP N O. 421*. June.
- Rohm and Haas. 1999. *Form PI-7, Exemption Registration No. 40645, Documentation of Claim for Standard Exemptions*. February 15.
- Texas Commission on Environmental Quality (TCEQ). 1999. *Approval of Response Action Work Plan for Groundwater Remediation*. November 10.
- Texas Commission on Environmental Quality (TCEQ). 2000. *Transition to Texas Risk Reduction Program of Projects with Portions Closed under the 30 TAC 335 Risk Reduction Rule*. July 28.
- Texas Commission on Environmental Quality (TCEQ). 2002. Letter RE: Charlie Burch Pits located on Richards Road, Spring, Harris County; Voluntary Cleanup Program (VCP) No. 421. Attention: Ralph Kennedy, Rohm & Haas Texas, Inc.; prepared by Pat Fontenot, TCEQ. March 18.

2025 Annual Groundwater Monitoring Report

Texas Commission on Environmental Quality (TCEQ). 2011. Letter RE: May 2011 *Response Action Plan* and June 22, 2011, Response Letter, Charlie Burch Site, Richards Road, Spring, Montgomery County, TX; Voluntary Cleanup Program No. 421. Attention: Ed Tokarski, Dow; prepared by Joseph Bell, TCEQ. September 2.

Texas Commission on Environmental Quality (TCEQ). 2015. Letter RE: May 30, 2014, *Response Action Effectiveness Report* and February 4, 2015, Request to Eliminate Quarterly Water Level Gauging and Semiannual Sampling at the Sentinel Well Area, Charlie Burch Site, Richards Road, Spring, Montgomery County, Texas; Voluntary Cleanup Program No. 421; Regulated Entity No. RN102970738; Customer No. CN600356976. Attention: Rick Wenzel, Dow; prepared by Joe Bell, TCEQ. March 6.

Texas Commission on Environmental Quality (TCEQ). 2020. Letter RE: Conditional Approval for System Shutdown. Attention: Brad Wilkinson, Dow; prepared by Joe Bell, TCEQ. March 2.

Texas Commission on Environmental Quality (TCEQ). 2021 Letter RE: May Charlie Burch Pits Site, located at 25529 Richards Road, Spring, Montgomery County, TX; Voluntary Cleanup Program (VCP) No. 421; Regulated Entity No. RN102970738; Customer No. CN600356976. Attention: Brad Wilkinson, Dow; prepared by Joe Bell, TCEQ. August 17.

Texas Department of Water Resources (TDWR). 1983. Letter RE: Closure of Disposal Area in Conformance with Approved Closure Plan.

Tables



Table 1-1. Well and Piezometer Construction Specifications

Charlie Burch Site, Spring, Texas

2025 Annual Groundwater Monitoring Report

Well Identifications	Date Installed	Constructed Wells TD (feet bgs)	Screened Depth (feet bgs)	Screen Lengths (feet)	TOC Elevations (feet MSL)	Measured TD (feet TOC)
Zone A Monitoring Wells - Source Area						
MW-CB-1A	9/3-4/1997	62.00	51.5-61.0	10	117.33	62.68
MW-CB-4	8/25-27/1997	68.60	58.5-68.0	10	116.01	70.22
MW-CB-5A	5/4-5/1998	69.00	58.2-68.3	10	119.56	68.57
OW-2	2/22/2000	37.00	21.9-36.5	15	117.83	34.57
PZ-2	2/18/2009	45.00	35.0-45.0	10	119.06	47.95
PZ-3	2/18/2009	44.00	34.0-44.0	10	119.52	47.00
PZ-4	9/29/2011	46.00	25.0-45.0	20	118.67	48.22
RW-CB-2	2/29/2000	68.00	36.6-66.6	30	117.71	61.94
RW-CB-4	3/4/2000	68.00	37.5-67.5	30	117.49	57.50
Zone A Recovery Wells - Source Area						
RW-CB-2R	2/29/2000	66.90	44.9-64.9	20	116.22	64.52
RW-CB-3R	3/2/2000	67.00	45.0-65.0	20	115.46	60.31
RW-CB-4R	3/2/2000	66.00	44.0-64.0	20	116.38	57.50
RW-CB-5R	3/1/2000	67.00	45.0-65.0	20	115.99	62.79
Zone A Monitoring Wells - Offsite Northern Tract						
MW-CB-2A	8/28/1997	63.50	52.5-62.6	10	118.19	59.01
MW-CB-25A	10/28/2003	42.00	20.0-40.0	20	115.74	40.29
MW-CB-28A	10/31/2003	42.00	20.0-40.0	20	118.36	40.42
MW-CB-50A	12/20/2023	30.00	20.0-30.0	10	114.13	29.59
PMW-08B ^[b]	9/14/2016	62.00	52.0-62.0	10	--	61.85
PMW-09A ^[b]	9/15/2016	35.00	20.9-30.9	10	--	30.27
PMW-09B ^[b]	9/15/2016	65.00	52.0-62.0	10	--	62.56
RDP-3	4/27/2012	35.00	25.0-35.0	10	115.97	34.50
RDP-5	4/27/2012	29.00	19.0-29.0	10	116.80	30.46

Table 1-1. Well and Piezometer Construction Specifications

Charlie Burch Site, Spring, Texas

2025 Annual Groundwater Monitoring Report

Well Identifications	Date Installed	Constructed Wells TD (feet bgs)	Screened Depth (feet bgs)	Screen Lengths (feet)	TOC Elevations (feet MSL)	Measured TD (feet TOC)
Zone A Monitoring Wells - Offsite Middle West Tract						
MW-CB-8AD	11/18/1998	50.00	40.0-50.0	10	118.28	49.68
MW-CB-9AD	11/12/1998	60.00	40.0-60.0	20	117.05	57.72
MW-CB-11AS	11/10/1998	45.00	25.0-45.0	20	117.15	40.21
MW-CB-12AD	11/17/1998	60.00	38.0-58.0	20	116.64	58.10
MW-CB-12AS	12/16/1998	40.00	19.5-39.5	20	116.55	37.41
MW-CB-16AS	12/17/1998	40.00	19.3-39.3	20	117.95	38.30
MW-CB-17AS	2/9/1999	40.00	15.0-35.0	20	116.30	34.51
MW-CB-24AS	3/5/1999	32.00	19.5-29.5	10	116.16	29.33
Zone A Monitoring Wells - 13-Acre Tract						
EAB-MW-01 ^[a]	4/7/2008	40.98	30.9-40.9	10	125.09	--
EAB-MW-02	4/9/2008	40.70	30.7-40.7	10	124.66	43.74
EAB-MW-03	4/8/2008	40.00	30.0-40.0	10	124.66	42.81
MW-CB-13AS	12/23/1998	40.00	17.7-37.8	20	118.63	37.47
MW-CB-14AS	12/28/1998	40.00	19.0-38.9	20	118.93	37.78
MW-CB-15AS	12/28/1998	40.00	19.8-39.7	20	117.04	37.36
MW-CB-29A	10/22/2003	40.00	18.0-38.0	20	122.39	41.19
MW-CB-30A	10/21/2003	40.00	18.0-38.0	20	122.13	40.62
MW-CB-31A	10/21/2003	40.00	18.5-38.5	20	120.91	41.65
MW-CB-33A	4/7/2005	40.00	18.0-38.0	20	122.80	41.00
MW-CB-34A	4/7/2005	40.00	19.0-39.0	20	122.09	41.81
MW-CB-35A	4/8/2005	40.00	19.0-39.0	20	117.34	39.47
PMW-14	2/9/2018	39.00	29.0-39.0	10	118.3	41.78
PZ-1	5/21/2008	40.00	30.0-40.0	10	125.49	42.37
Zone A Recovery Wells - 13-Acre Tract						
TRW-CB-1	4/18/2006	45.00	25.0-45.0	20	118.00	43.46
TRW-CB-2	4/18/2006	45.00	25.0-45.0	20	121.37	45.73
TRW-CB-3	4/17/2006	55.00	25.0-55.0	30	118.51	54.55
TRW-CB-4	4/17/2006	55.00	25.0-55.0	30	119.34	54.35
Zone A Monitoring Wells - Offsite Southern Tract						
MW-CB-19AS	2/22/1999	39.00	18.5-38.5	20	120.04	38.54
MW-CB-22AS	2/19/1999	40.00	19.5-39.5	20	119.01	39.37
MW-CB-36	10/2/2006	51.00	40.0-50.0	10	121.67	52.73
MW-CB-37D	10/12/2006	70.00	58.0-68.0	10	121.55	71.48
MW-CB-37S	9/28/2006	51.00	40.0-50.0	10	121.44	52.95
MW-CB-38	9/29/2006	51.00	40.0-50.0	10	121.29	52.89
MW-CB-39	10/5/2006	51.00	40.0-50.0	10	119.01	52.99
MW-CB-40	10/3/2006	51.00	40.0-50.0	10	122.54	52.83
MW-CB-41D	10/9/2006	71.00	59.0-69.0	10	122.43	71.95
MW-CB-41S	10/4/2006	51.00	40.0-50.0	10	121.70	53.05
MW-CB-42	10/3/2006	51.00	40.0-50.0	10	120.15	52.92
MW-CB-43	5/11/2007	50.00	40.0-50.0	10	120.86	52.70
MW-CB-44	5/12/2007	50.00	40.0-50.0	10	120.96	52.45
MW-CB-45	5/12/2007	50.00	40.0-50.0	10	120.89	52.98
MW-CB-46S	5/11/2007	50.00	40.0-50.0	10	120.50	52.52
MW-CB-47S	2/21/2008	50.00	40.0-50.0	10	119.06	50.39
MW-CB-48	2/19/2008	50.00	40.0-50.0	10	118.31	49.69
OBS-1	6/20/2008	50.00	25.0-50.0	25	120.71	52.58
OBS-2	6/19/2008	50.00	40.0-50.0	10	120.12	52.31

Table 1-1. Well and Piezometer Construction Specifications

Charlie Burch Site, Spring, Texas

2025 Annual Groundwater Monitoring Report

Well Identifications	Date Installed	Constructed Wells TD (feet bgs)	Screened Depth (feet bgs)	Screen Lengths (feet)	TOC Elevations (feet MSL)	Measured TD (feet TOC)
Zone B Monitoring Wells - Source Area						
MW-CB-1B	9/2-3/1997	104.00	90.5-100.6	10	117.64	102.78
MW-CB-1BS	11/24/2003	85.00	70.0-85.0	15	118.85	89.05
MW-CB-7B	11/18/2003	101.50	85.0-100.0	15	120.05	101.20
Zone B Recovery Wells - Source Area						
RW-CB-3D	3/3/2000	101.40	71.4-101.4	30	116.25	95.80
Zone B Monitoring Wells - Offsite Northern Tract						
MW-CB-2B	8/29/1997	102.00	89.5-99.0	10	118.87	96.21
MW-CB-6B	5/11-12/1998	102.00	89.5-99.0	10	115.81	100.16
MW-CB-6BS	11/11/2003	85.00	70.0-85.0	15	116.22	85.96

Notes:

^[a] Well total depth could not be measured due to obstructions inside the well casing.

^[b] TOC elevation was not available for this well.

Water levels collected in September 2025.

1. Well number subscripts generally refer to screen depths as follows:

- A or AS = Zone A Shallow approximately 0 - 40 foot depth
- AD = Zone A Deep approximately 40 to 70 foot depth
- B or BS = Zone B approximately greater than 70 foot depth

Acronyms:

-- = Not available/not applicable

bgs = below ground surface

EAB = Enhanced Anaerobic Bioremediation Wells

MSL = mean sea level

MW = Monitoring Well

PMW = Performance Monitoring Wells

PZ = Piezometer

RW = Recovery Well

TD = total depth

TOC = top of casing

TRW = Trench Recovery Well

Table 2-1. Effluent Limitations for Discharge of Treated Water to the Montgomery District Flood Control Channel

Charlie Burch Site, Spring, Texas

2025 Annual Groundwater Monitoring Report

Constituents of Concern	Daily Average (mg/L)	Daily Maximum (mg/L)
1,2-Dichloroethane	1.1	2.4
2-Butanone	214	453
Acetone	512	711
Benzene	NA	0.05
Benzene, Toluene, Ethylbenzene, and Xylene	NA	0.5
Ethyl Methacrylate	58.7	124
Methyl Methacrylate	58.7	124
Isobutanol	297	629
2,4-Dimethylphenol	1.7	3.6
Cresols, Total	944	1,998
pH	Maintain between 6 and 9 standard units	

Acronyms:

mg/L = milligram(s) per liter

NA = not applicable

pH = Potential Hydrogen

Table 3-1. 2025 Sentinel Well Event: Water Level Measurements

Charlie Burch Site, Spring, Texas

2025 Annual Groundwater Monitoring Report

Well Identification	TOC Elevation (feet MSL)	Screen Depth (feet bgs)	Depth to Water (feet from TOC)	Groundwater Elevation (feet MSL)
Zone A Monitoring Wells - Offsite Southern Tract				
MW-CB-40	122.54	40.0-50.0	28.71	93.83
MW-CB-44	120.96	40.0-50.0	27.50	93.46
MW-CB-45	120.89	40.0-50.0	27.53	93.36
MW-CB-48	118.31	40.0-50.0	25.16	93.15

Notes:

1. Water levels were measured on April 16, 2025.

Acronyms:

bgs = below ground surface

MSL = mean sea level

MW = monitoring well

TOC = top of casing

Table 3-2. 2025 Sentinel Well Event: Summary of 1,2-DCA Analytical Results

Charlie Burch Site, Spring, Texas

2025 Annual Groundwater Monitoring Report

Well Identifications	Date Sampled	Screen Depths (feet bgs)	Analyte
			Volatile Organic Compounds
			1,2-DCA (mg/L)
Zone A Monitoring Wells - Offsite Southern Tract			
MW-CB-40	4/17/2025	40.00-50.00	< 0.0002
MW-CB-44	4/17/2025	40.00-50.00	< 0.0002
MW-CB-45	4/17/2025	40.00-50.00	< 0.0002
MW-CB-48	4/17/2025	40.00-50.00	< 0.0002

Notes:

1. Samples analyzed in accordance with United States Environmental Protection Agency Method 8260 (volatile organic compounds) by ALS Environmental, Houston, Texas.

Bold type indicates a measurement exceeding the sample quantitation limit.

Bold and highlighted concentrations are greater than the TRRP Tier 1 protective concentration limit (0.005 mg/L).

TRRP Tier 1 PCL for 1,2-DCA = 0.005 mg/L.

Acronyms:

1,2-DCA = 1,2-dichloroethane

< = not detected at the quantitation limit indicated

bgs = below ground surface

mg/L = milligram(s) per liter

MW = monitoring well

PCL = Protective Concentration Level

TRRP = Texas Risk Reduction Program

Table 3-3. Sitewide Groundwater Sampling Event: Static Water Level Measurements

Charlie Burch Site, Spring, Texas

2025 Annual Groundwater Monitoring Report

Well Identification	TOC Elevation	Screen Depth	Depth to Water	Groundwater Elevation
	(feet MSL)	(feet bgs)	(feet from TOC)	(feet MSL)
Zone A Monitoring Wells - Source Area				
MW-CB-1A	117.33	51.5-61.0	18.76	98.57
MW-CB-4 ^[a]	116.01	58.5-68.0	18.69	97.32
MW-CB-5A ^[a]	119.56	58.2-68.3	21.50	98.06
OW-2 ^[a]	117.83	21.9-36.5	19.25	98.58
PZ-2	119.06	35.0-45.0	19.82	99.24
PZ-3	119.52	34.0-44.0	20.68	98.84
PZ-4	118.67	25.0-45.0	19.38	99.29
RW-CB-2	117.71	36.6-66.6	19.23	98.48
RW-CB-4	117.49	37.5-67.1	18.79	98.70
Zone A Recovery Wells - Source Area				
RW-CB-2R	118.66	44.9-64.9	18.78	99.88
RW-CB-3R	118.14	45.0-65.0	17.05	101.09
RW-CB-4R	118.30	44.0-64.0	17.55	100.75
RW-CB-5R	118.58	45.0-65.0	19.85	98.73
Zone A Monitoring Wells - Offsite Northern Tract				
MW-CB-2A	118.19	52.5-62.0	15.30	102.89
MW-CB-25A	115.74	20.0-40.0	17.51	98.23
MW-CB-28A	118.36	20.0-40.0	21.38	96.98
MW-CB-50A ^[a]	114.13	20.0-30.0	17.17	96.96
PMW-08B ^[c]	--	52.0-62.0	17.52	--
PMW-09A ^[c]	--	20.9-30.9	16.41	--
PMW-09B ^[c]	--	52.0-62.0	16.79	--
RDP-3 ^[a]	114.90	25.0-35.0	17.14	97.76
RDP-5	116.80	19.0-29.0	18.40	98.40

Table 3-3. Sitewide Groundwater Sampling Event: Static Water Level Measurements

Charlie Burch Site, Spring, Texas

2025 Annual Groundwater Monitoring Report

Well Identification	TOC Elevation	Screen Depth	Depth to Water	Groundwater Elevation
	(feet MSL)	(feet bgs)	(feet from TOC)	(feet MSL)
Zone A Monitoring Wells - Offsite Middle West Tract				
MW-CB-8AD	118.28	40.0-50.0	21.60	96.68
MW-CB-9AD	117.05	40.0-60.0	20.32	96.73
MW-CB-11AS	117.15	25.0-45.0	20.56	96.59
MW-CB-12AD	116.64	38.0-58.0	20.65	95.99
MW-CB-12AS	116.55	19.5-39.5	20.25	96.30
MW-CB-16AS	117.95	19.3-39.3	21.46	96.49
MW-CB-17AS	116.30	15.0-35.0	20.30	96.00
MW-CB-24AS	116.16	19.5-29.5	20.08	96.08
Zone A Monitoring Wells - 13-Acre Tract				
EAB-MW-01 ^[b]	125.09	30.9-40.9	--	--
EAB-MW-02	124.66	30.7-40.7	26.32	98.34
EAB-MW-03	124.66	30.0-40.0	25.10	99.56
MW-CB-13AS	118.63	17.7-37.8	22.20	96.43
MW-CB-14AS	118.93	19.0-38.9	23.51	95.42
MW-CB-15AS	117.04	19.8-39.7	21.51	95.53
MW-CB-29A	122.39	18.0-38.0	27.08	95.31
MW-CB-30A	122.13	18.0-38.0	27.10	95.03
MW-CB-31A	120.91	18.5-38.5	26.01	94.90
MW-CB-33A	122.80	18.0-38.0	27.77	95.03
MW-CB-34A	122.09	19.0-39.0	27.01	95.08
MW-CB-35A	117.34	19.0-39.0	23.70	93.64
PMW-14	118.30	29.0-39.0	24.62	93.68
PZ-1	125.49	30.0-40.0	26.98	98.51
Zone A Recovery Wells - 13-Acre Tract				
TRW-CB-1	118.00	25.0-45.0	22.56	95.44
TRW-CB-2	121.37	25.0-45.0	26.15	95.22
TRW-CB-3	118.51	25.0-55.0	23.72	94.79
TRW-CB-4	119.34	25.0-55.0	24.55	94.79
Zone A Monitoring Wells - Offsite Southern Tract				
MW-CB-19AS	120.04	18.5-38.5	25.31	94.73
MW-CB-22AS	119.01	19.5-39.5	25.36	93.65
MW-CB-36	121.67	40.0-50.0	27.40	94.27
MW-CB-37D	121.55	58.0-68.0	27.05	94.50
MW-CB-37S	121.44	40.0-50.0	26.92	94.52
MW-CB-38	121.29	40.0-50.0	26.82	94.47
MW-CB-39	119.01	40.0-50.0	25.28	93.73
MW-CB-40	122.54	40.0-50.0	28.76	93.78
MW-CB-41D	122.43	59.0-69.0	29.18	93.25
MW-CB-41S	121.70	40.0-50.0	27.90	93.80
MW-CB-42	120.15	40.0-50.0	26.85	93.30
MW-CB-43	120.86	40.0-50.0	27.68	93.18
MW-CB-44	120.96	40.0-50.0	27.53	93.43
MW-CB-45	120.89	40.0-50.0	27.57	93.32
MW-CB-46S	120.50	40.0-50.0	27.55	92.95
MW-CB-47S	119.06	40.0-50.0	26.00	93.06
MW-CB-48	118.31	40.0-50.0	25.08	93.23
OBS-1	120.71	25.0-50.0	26.99	93.72
OBS-2	120.12	40.0-50.0	26.55	93.57

Table 3-3. Sitewide Groundwater Sampling Event: Static Water Level Measurements

Charlie Burch Site, Spring, Texas

2025 Annual Groundwater Monitoring Report

Well Identification	TOC Elevation	Screen Depth	Depth to Water	Groundwater Elevation
	(feet MSL)	(feet bgs)	(feet from TOC)	(feet MSL)
Zone B Monitoring Wells - Source Area				
MW-CB-1B	117.64	90.5-100.0	19.83	97.81
MW-CB-1BS	118.85	70.0-85.0	21.00	97.85
MW-CB-7B	120.05	85.0-100.0	22.41	97.64
Zone B Recovery Wells - Source Area				
RW-CB-3D	116.25	71.4-101.0	18.34	97.91
Zone B Monitoring Wells - Offsite Northern Tract				
MW-CB-2B	118.87	89.5-99.0	16.29	102.58
MW-CB-6B	115.81	89.5-99.0	17.89	97.92
MW-CB-6BS	116.22	70.0-85.0	18.74	97.48

Notes:

1. Water levels measured September 23 to 25, 2025.

^[a] TOC elevation at wells were surveyed January to February 2024.

^[b] Water levels could not be measured due to obstructions inside the well casing.

^[c] TOC elevation was not available for this well. As a result, a potentiometric elevation was not calculated.

Acronyms:

- = not available/not applicable
- bgs = below ground surface
- EAB = Enhanced Anaerobic Bioremediation
- MSL = mean sea level
- MW = monitoring well
- PMW = performance monitoring well
- PZ = piezometer
- RW= recovery well
- TOC = top of casing
- TRW = trench recovery well

Table 3-4. 2025 Sitewide Groundwater Sampling Event: Summary of 1,2-DCA Analytical Results

Charlie Burch Site, Spring, Texas

2025 Annual Groundwater Monitoring Report

Well Identifications	Date Sampled	Screen Depths	1,2-DCA
		(feet bgs)	(mg/L)
Zone A Monitoring Wells - Source Area			
MW-CB-1A	9/25/2025	51.5-61.0	0.0055
MW-CB-4	9/26/2025	58.5-68.0	< 0.00041
MW-CB-5A	9/26/2025	58.2-68.3	< 0.00041
OW-2	9/25/2025	21.9-36.5	0.0009 J
RW-CB-2	9/26/2025	36.6-66.6	< 0.00041
RW-CB-4	9/25/2025	37.5-67.5	< 0.00041
Zone A Recovery Wells - Source Area			
RW-CB-2R	9/25/2025	44.9-64.9	0.002 J
RW-CB-3R	9/25/2025	45.0-65.0	0.0048
RW-CB-4R	9/25/2025	44.0-64.0	< 0.00041
RW-CB-5R	9/25/2025	45.0-65.0	0.0043
Zone A Monitoring Wells - Offsite Northern Tract			
MW-CB-2A	9/26/2025	52.5-62.6	0.0013 J
MW-CB-25A	9/26/2025	20.0-40.0	< 0.00041
MW-CB-28A	9/26/2025	20.0-40.0	< 0.00041
MW-CB-50A	9/26/2025	20.0-30.0	< 0.00041
EAB-PMW-08B	9/26/2025	52.0-62.0	0.00043 J
EAB-PMW-09B	9/26/2025	52.0-62.0	0.02 JL
RDP-3	9/26/2025	25.0-35.0	< 0.00041
RDP-5	9/26/2025	19.0-29.0	0.0025
Zone A Monitoring Wells - Offsite Middle West Tract			
MW-CB-8AD	9/30/2025	40.0-50.0	0.0018 J
MW-CB-12AD	9/30/2025	38.0-58.0	0.011
MW-CB-12AS	9/30/2025	19.5-39.5	0.00047 J
MW-CB-16AS	9/30/2025	19.3-39.3	0.00045 J

Table 3-4. 2025 Sitewide Groundwater Sampling Event: Summary of 1,2-DCA Analytical Results

Charlie Burch Site, Spring, Texas

2025 Annual Groundwater Monitoring Report

Well Identifications	Date Sampled	Screen Depths	1,2-DCA
		(feet bgs)	(mg/L)
Zone A Monitoring Wells - 13-Acre Tract			
EAB-MW-03	9/29/2025	40.0-50.0	< 0.00041
MW-CB-13AS	9/29/2025	17.7-37.8	< 0.00041
MW-CB-14AS	9/29/2025	19.0-38.9	0.00063 J
MW-CB-15AS	9/29/2025	19.8-39.7	0.0063
MW-CB-33A	9/29/2025	18.0-38.0	< 0.00041
MW-CB-29A	9/29/2025	18.0-38.0	0.0014 J
Zone A Recovery Wells: 13-Acre Tract			
TRW-CB-1	9/30/2025	25.0-45.0	0.0011 J
TRW-CB-2	9/30/2025	25.0-45.0	< 0.00041
TRW-CB-3	9/30/2025	25.0-55.0	0.0018 J
TRW-CB-4	9/30/2025	25.0-55.0	0.0016 J
Zone A Monitoring Wells - Offsite Southern Tract			
MW-CB-37S	9/29/2025	40.0-50.0	0.00083 J
MW-CB-39	9/29/2025	40.0-50.0	< 0.00041
MW-CB-40	9/29/2025	40.0-50.0	< 0.00041
MW-CB-41S	9/29/2025	40.0-50.0	< 0.00041
MW-CB-44	9/29/2025	40.0-50.0	< 0.00041
MW-CB-45	9/29/2025	40.0-50.0	0.001 J
MW-CB-46S	9/29/2025	40.0-50.0	< 0.00041
MW-CB-47S	9/29/2025	40.0-50.0	< 0.00041
MW-CB-48	9/29/2025	40.0-50.0	< 0.00041
Zone B Monitoring Wells - Source Area			
MW-CB-1B	9/25/2025	90.5-100.6	0.0012 J
MW-CB-1BS	9/25/2025	70.0-85.0	0.0046
MW-CB-7B	9/26/2025	85.0-100.0	< 0.00041
Zone B Recovery Well - Source Area			
RW-CB-3D	9/25/2025	71.4-101.0	0.0064
Zone B Monitoring Wells - Offsite Northern Tract			
MW-CB-2B	9/26/2025	89.5-99.0	< 0.00041
MW-CB-6B	9/26/2025	89.5-99.0	< 0.00041
MW-CB-6BS	9/26/2025	70.0-85.0	0.00054 J

Notes:

1. Samples analyzed in accordance with United States Environmental Protection Agency Method 8260 by ALS Environmental Laboratories, Houston, Texas.

Bold type indicates a detection greater than the sample quantitation limit.

Bold and highlighted concentrations are greater than the TRRP Tier 1 protective concentration limit (0.005 mg/L).

TRRP Tier 1 PCL for 1,2-DCA = 0.005 mg/L.

Acronyms:

1,2-DCA = 1,2-dichloroethane

< = not detected at the quantitation limit indicated MW = monitoring well

bgs = below ground surface PCL = protective concentration levels

EAB = Enhanced Anaerobic Bioremediation PMW = performance monitoring well

J = estimated result RW = recovery well

JL = estimated bias low TRRP = Texas Risk Reduction Program

mg/L = milligram(s) per liter TRW = trench recovery well

Table 3-5. Historical 1,2-DCA Analytical Results from Select Wells

Charlie Burch Site, Spring, Texas
2025 Annual Groundwater Monitoring Report

Zone A Monitoring Wells																																				
Sampling Date	Well Identification	04/2015	10/2015	04/2016	10/2016	04/2017	05/2017	10/2017	11/2017	04/2018	05/2018	10/2018	11/2018	05/2019	10/2019	11/2019	04/2020	10/2020	01/2021	04/2021	10/2021	01/2022	04/2022	05/2022	08/2022	10/2022	05/2023	10/2023	01/2024	04/2024	09/2024	11/2024	04/2025	09/2025		
MW-CB-8AD		--	0.0111	--	0.0052	--	--	0.0222	--	--	--	0.003	--	--	0.0026	--	--	--	--	--	0.013	0.0171	0.0142	--	0.0102	0.0014	< 0.0002	< 0.0002	--	--	0.013	--	-	0.0018 J		
MW-CB-12AS		--	0.0209	--	0.0254	--	0.025	0.0257	0.0235	--	0.0143	0.0101	0.007	0.0037	0.0029	0.0033	--	--	--	--	0.00096 J	--	--	--	--	0.00064 J	--	< 0.0002	--	--	< 0.0002	--	-	0.00047 J		
MW-CB-12AD		--	0.0214	--	0.02195	--	--	0.0207	--	--	--	0.0221	--	--	0.0201	--	--	--	--	--	0.0108	0.0112	0.0043	--	0.0168	0.0081	0.0037	0.012	--	--	0.012	--	-	0.011		
MW-CB-13AS		--	0.005	--	0.0051	--	--	0.0045	--	--	--	0.0015	--	--	0.00072 J	--	--	< 0.00037	--	--	< 0.00037	--	--	--	--	< 0.00041	--	< 0.0002	--	--	--	< 0.0002	--	-	< 0.00041	
MW-CB-14AS		--	0.0078	--	0.006	--	--	0.0077	--	--	--	0.0039	--	--	0.0028	--	--	0.0025	--	--	0.0024	--	--	--	--	0.0022	0.0013	0.0011	--	--	< 0.0002	--	-	0.00063 J		
MW-CB-15AS		--	0.00061	--	< 0.00061	--	--	< 0.0003	--	--	--	--	< 0.0004	--	< 0.0004	--	--	--	--	--	0.0039	--	0.0125	--	0.0129	0.0042 J	< 0.0002	< 0.0002	--	--	--	0.0044 J	--	-	0.0063	
MW-CB-16AS		--	0.0011	--	0.00089 J	--	0.00076 J	0.0018	0.00066 J	--	--	< 0.0004	--	--	0.00098 J	--	--	--	--	--	0.00071 J	--	--	--	--	0.00062 J	--	< 0.0002	--	--	< 0.0002	--	-	0.00045 J		
MW-CB-25A		--	0.0097	--	0.0025	--	--	0.0072	0.0072	--	--	0.0051	--	--	--	--	--	--	--	--	0.0012	--	--	--	--	0.003	--	< 0.0002	--	--	0.0012	--	-	< 0.00041		
MW-CB-28A		--	0.0044	--	0.003	--	--	0.0012	0.0012	--	--	< 0.0004	--	--	--	--	--	--	--	--	--	< 0.00041	--	--	< 0.00041	< 0.00041	--	< 0.0002	--	--	< 0.0002	--	-	< 0.00041		
MW-CB-50A		--	--	--	--	--	--	--	--	--	--	--	--	--	--	--	--	--	--	--	--	--	--	--	--	--	--	--	< 0.0002	< 0.0002	< 0.0002	--	-	< 0.00041		
PMW-08B		--	--	--	0.0216	--	0.0343	--	0.0133	--	0.0458	--	0.0486	0.0031	--	0.0053	--	--	--	--	--	0.0029	0.0021	0.0066	--	0.006	0.0078	0.0023	< 0.0002	--	--	0.0064	--	-	0.00043 J	
PMW-09B		--	--	--	0.0078	--	0.014	--	0.0135	--	0.0098	--	0.0073	0.0053	--	0.0064	--	--	--	--	--	--	--	--	--	--	--	--	--	--	--	--	--	-	0.02 JL	
MW-CB-29A		--	--	--	--	--	--	--	--	--	--	--	--	--	--	--	--	--	--	--	--	--	--	--	--	< 0.00037	--	< 0.00041	--	--	< 0.0002	< 0.0002	--	< 0.0002	--	0.0014 J
MW-CB-33A		--	0.00061	--	< 0.00061	--	--	< 0.0003	--	--	--	< 0.0004	--	--	< 0.0004	--	< 0.00037	< 0.00037	< 0.00037	--	0.00064 J	--	--	--	--	0.0088	0.0009 J	0.0017	--	--	0.0031	--	-	< 0.00041		
MW-CB-37S		--	0.00061	--	< 0.00061	--	--	< 0.0003	< 0.0003	--	--	< 0.0004	--	--	< 0.0004	--	< 0.00037	< 0.00037	< 0.00037	--	< 0.00037	--	--	--	--	< 0.00041	< 0.0002	< 0.0002	--	--	< 0.0002	--	-	0.00083 J		
MW-CB-39		--	0.0077	--	0.0046	--	--	0.002	--	--	--	0.00085 J	--	--	0.00055 J	--	< 0.00037	0.00069 J	0.00051 J	--	0.00056 J	--	--	--	--	< 0.00041	< 0.0002	< 0.0002	--	0.0005 J	< 0.0002	--	-	< 0.00041		
MW-CB-40		0.0182	0.0125	0.0109	0.0039	0.0218	--	0.0323	0.0323	0.0237	--	0.0292 J	--	--	0.0203	--	0.01	0.0065	--	0.0034	0.0015	0.0016	0.0013	--	0.0011	0.0011	< 0.0002	< 0.0002	--	< 0.0002	< 0.0002	--	< 0.0002	< 0.00041		
MW-CB-41S		--	0.00083 J	--	< 0.00061	--	--	0.00048 J	0.00048 J	--	--	0.00066 J	--	--	0.00043 J	--	0.0015	0.00088 J	0.00056 J	--	0.00072 J	--	--	--	--	0.0012	--	< 0.0002	--	0.00088 J	< 0.0002	--	-	< 0.00041		
MW-CB-44		< 0.00035	0.00061	< 0.00061	< 0.00061	< 0.0003	--	< 0.0003	< 0.0003	< 0.0003	< 0.0003	< 0.0004	--	--	< 0.0004	--	< 0.00037	< 0.00037	--	< 0.00037	< 0.00037	--	--	< 0.00041	--	< 0.00041	< 0.0002	< 0.0002	--	< 0.0002	< 0.0002	--	< 0.0002	< 0.00041		
MW-CB-45		0.0186	0.00655	0.0132	0.0086	0.0113	--	0.0065	0.0063	0.0050	--	0.00051 J	--	--	0.0011	--	0.0029	0.0011	--	0.0045 J	0.0027	--	--	0.0027	--	0.0047	0.0017	< 0.0002	--	0.0034	0.0016	--	< 0.0002	0.001 J		
MW-CB-46S		--	0.00061	--	< 0.00061	--	--	< 0.0003	< 0.0003	--	--	< 0.0004	--	--	< 0.0004	--	--	< 0.00037	--	--	< 0.00037	--	--	--	--	< 0.00041	--	< 0.0002	--	< 0.0002	< 0.0002	--	-	< 0.00041		
MW-CB-47S		--	0.00091 J	--	< 0.00061	--	--	0.00047 J	0.00047 J	--	--	< 0.0004	--	--	< 0.0004	--	--	< 0.00037	--	--	< 0.00037	--	--	--	--	< 0.00041	--	< 0.0002	--	< 0.0002	< 0.0002	--	-	< 0.00041		
MW-CB-48		0.0022	0.0018	0.0013	0.0015	0.0014	--	0.0014	0.0014	0.00092 J	--	< 0.0004	--	--	< 0.0004	--	< 0.00037	< 0.00037	--	< 0.00037	< 0.00037	--	--	< 0.00041	--	< 0.00041	< 0.0002	< 0.0002	--	< 0.0002	< 0.0002	--	< 0.0002	< 0.00041		
RDP-3		--	0.0282	--	0.0205	--	--	0.0296	0.0308	--	0.0331	0.0261	0.0291	0.0275	0.0268	--	--	0.0154	--	--	0.0063	0.0222	0.0145	--	0.02	0.0088 J	0.0045	< 0.0002	--	--	0.0014	--	-	< 0.00041		
RDP-5		--	0.0189	--	0.0011	--	--	0.0066	0.0045	--	0.0065	0.0093	0.0088	0.00096 J	0.0039	0.0045	--	--	--	--	0.0052	0.0081	0.0066	--	0.003	0.0063	0.0047	0.0046	--	--	0.0038	--	-	0.0025		
EAB-MW-03		--	0.04105	--	0.0264	--	--	0.0396	--	--	--	0.0326	--	--	0.0266	--	--	--	--	--	0.011	0.0107	0.00045 J	--	0.0016 J	0.0044	0.0032	< 0.0002	--	--	--	--	-	< 0.00041		
Zone A 13-Acre Tract Recovery Wells																																				
TRW-CB-1		--	0.00061	--	0.0248	--	--	0.0205	0.0205	--	--	0.0175	--	--	0.0155	--	--	0.0139	--	--	0.011	0.0083	0.0075	--	0.0071	0.0066	0.0028	0.0055	--	--	0.0033	--	-	0.0011 J		
TRW-CB-2		--	0.00061	--	0.00098 J	--	--	0.00051 J	0.00051 J	--	--	--	0.0013	--	< 0.0004	--	< 0.00037	0.00048 J	0.00098 J	--	0.0028	--	--	--	--	0.0035	0.0018	0.00096 J	--	--	0.00082 J	--	-	< 0.00041		
TRW-CB-3		--	0.00078	--	< 0.00061	--	--	0.00044 J	0.00044 J	--	--	--	< 0.0004	--	< 0.0004	--	< 0.00037	< 0.00037	< 0.00037	--	< 0.00037	--	--	--	--	0.0033	0.0025	0.0041	--	--	0.0016	--	-	0.0018 J		
TRW-CB-4		--	0.00061	--	0.0015	--	--	0.0021	0.0021	--	--	--	< 0.0004	--	0.00075 J	--	0.0058	0.005	0.0051	--	0.0033	--	--	--	--	0.0028	--	0.0027	--	--	< 0.0002	--	-	0.0016 J		
Zone B Monitoring Wells																																				
MW-CB-6B ^(a)		--	0.00061	--	0.00061	--	--	< 0.0003	--	--	--	< 0.0004	--	--	< 0.0004	--	--	< 0.00037	--	--	< 0.00037	< 0.00041	< 0.00037	--	< 0.00041	0.00045 J	< 0.0002	< 0.0002	--	--	< 0.0002	--	-	< 0.00041		
MW-CB-6B5		--	0.00061	--	0.00061	--	--	< 0.0003	< 0.0003	--	--	< 0.0004	--	--	--	--	--	--	--	--	< 0.00037	0.0015	0.0019	--	0.0028	0.0037	0.005	< 0.0002	--	--	0.0038	--	-	0.00054 J		

Notes:

1. Samples analyzed in accordance with United States Environmental Protection Agency Methods 8260 (volatile organic compounds).
Samples collected since 2013 were analyzed by SGS Accutest Laboratories, Houston, Texas.

Bold type indicates a detection greater than the sample quantitation limit.
Bold and highlighted concentrations are greater than the TRRP Tier 1 protective concentration limit (0.005 mg/L).

TRRP Tier 1 PCL for 1,2-DCA = 0.005 mg/L.
2. Well number subscripts generally refer to screen depths as follows:
A and AS: Zone A wells with screen < 40 feet depth
AD: Zone A wells with screen > 40 feet depth
BS: Zone B wells with screen < 85 feet depth

Acronyms:

1,2-DCA = 1,2-dichloroethane
< = not detected at the quantitation limit indicated.
-- = data is not available for this well during the respective date
EAB = Enhanced Anaerobic Bioremediation
J = Estimated result
JL = Estimated biased low
mg/L = milligram(s) per liter
MW = monitoring well
PCL = protective concentration levels
TRRP = Texas Risk Reduction Program
TRW = trench recovery well

Table 3-6. Summary of Historical Source Area Analytical Results

Charlie Burch Site, Spring, Texas
2025 Annual Groundwater Monitoring Report

Zone A Monitoring Wells - Source Area																									
Well Identification	10/2015 - 11/2015	10/2016	10/2017 - 12/2017	6/2018 ^[a]	07/2018	10/2018	2/2019	07/2019	8/2019	9/2019	10/2019	12/2019	04/2020	10/2020	10/2021	11/2021	01/2022-02/2022	04/2022-03/2022	08/2022	10/2022	04/2023-05/2023	10/2023	09/2024	04/2025	09/2025
MW-CB-1A	0.0118	0.0047	0.006	--	--	0.00880	--	0.0071	--	--	0.00410	--	--	0.0054	0.0064	--	0.0066	0.0127	0.0072	0.0062	0.0039	0.0046	0.0015 J	--	0.0055
MW-CB-2A	0.0183	0.0154	0.0154	--	--	< 0.00040	--	< 0.001	--	--	0.0078	--	--	0.0075	0.0047	--	< 0.00041	0.0045	0.0042	0.0033	< 0.00020	< 0.00020	< 0.0002	--	0.0013 J
MW-CB-4	< 0.00061	< 0.00061	0.00033 J	--	--	< 0.00040	--	--	--	--	< 0.00040	--	--	< 0.00037	< 0.00037	--	< 0.00041	0.0065	< 0.00041	< 0.00041	< 0.00020	< 0.00020	< 0.0002	--	< 0.00041
MW-CB-5A	--	--	--	--	< 0.001	--	--	--	--	--	--	--	--	--	< 0.00037	--	--	< 0.00037	< 0.00041	< 0.00041	< 0.0002	< 0.0002	< 0.0002	--	< 0.00041
OW-2	0.0027	0.0013	0.0017	--	--	0.0015	--	--	--	--	0.0012	--	--	0.0010	0.0011	--	--	--	--	0.0015	0.00083 J	0.0030	< 0.0002	--	0.0009 J
RW-CB-2	< 0.00061	0.00071 J	0.00036 J	--	--	< 0.00040	--	--	--	--	< 0.00040	--	--	< 0.00037	< 0.00037	--	< 0.00041	< 0.00037	< 0.00041	< 0.00041	< 0.00020	< 0.00020	< 0.0002	--	< 0.00041
RW-CB-4	0.00110	0.00093 J	0.0016	--	--	0.0013	--	--	--	--	0.0010	--	--	< 0.00037	< 0.00037	--	< 0.00041	0.00056 J	< 0.00041	< 0.00041	< 0.00020	0.00060 J	0.00059 J	--	< 0.00041
RW-CB-2R	0.0122	0.0100	0.0098	--	--	0.0142	--	--	--	--	--	--	--	0.0064	0.0058	--	0.002	0.00089 J	0.0012	0.0013	--	0.00057 J	0.002	--	0.002 J
RW-CB-3R	0.0570	0.0481	0.0552	--	--	0.0473	--	0.043	--	--	--	--	--	0.0306	0.0324	--	--	--	--	0.0089	--	< 0.00020	0.0071	--	0.0048
RW-CB-4R	0.0725	0.0584	0.0554	--	--	0.0587	--	--	--	--	--	--	--	0.0504	0.0511	--	--	--	--	0.0015	--	< 0.00020	< 0.0002	--	< 0.00041
RW-CB-5R	0.0256	0.0242	0.0211	--	--	0.025	--	--	--	--	--	--	--	0.021	0.0189	--	--	--	--	0.0050	--	0.0016	< 0.0002	--	0.0043
MW-CB-1B	0.0163	0.0107	0.0119	--	--	0.0015 J	--	0.0026	--	--	0.0066	--	--	0.0036	0.0027	--	0.0202	< 0.00037	0.0128	0.0079 J	0.0060	0.0033	0.00086 J	--	0.0012 J
MW-CB-1BS	0.0022	0.00135	0.0012	--	--	0.0022	--	0.0112	--	--	0.00940	--	--	0.0127	0.0133 J	--	0.0092	0.012	0.0094	0.0095	0.0044	0.0076	0.0031	--	0.0046
MW-CB-2B	< 0.00061	< 0.00061	< 0.00030	--	--	0.013	< 0.00040	0.0108	--	--	< 0.00040	--	--	< 0.00037	< 0.00037	--	< 0.00041	< 0.00037	< 0.00041	< 0.00041	< 0.00020	< 0.00020	< 0.0002	--	< 0.00041
MW-CB-7B	< 0.00061	< 0.00061	< 0.00030	--	--	< 0.00040	--	--	--	--	< 0.00040	--	--	< 0.00037	< 0.00037	--	< 0.00041 J	< 0.00037	< 0.00041	< 0.00041	< 0.00020	< 0.00020	< 0.0002	--	< 0.00041
RW-CB-3D	0.0122	0.0105	0.0122	0.0113	--	0.0133	--	--	--	--	0.00670	0.00560	0.0058	0.0013	0.00045 J	--	--	--	--	0.0077	--	0.0053	0.0015	--	0.0064

Notes:

1. Samples analyzed in accordance with United States Environmental Protection Agency Methods 8260 (volatile organic compounds).

Samples collected since 2013 were analyzed by SGS Accutest Laboratories, Houston, Texas.

Bold type indicates a detection greater than the sample quantitation limit.

Bold and highlighted concentrations are greater than the TRRP Tier 1 protective concentration limit (0.005 mg/L).

TRRP Tier 1 PCL for 1,2-DCA = 0.005 mg/L.

2. Well number subscripts generally refer to screen depths as follows:

A and AS: Zone A wells with screen < 40 feet depth

AD: Zone A wells with screen > 40 feet depth

BS: Zone B wells with screen < 85 foot depth

Acronyms:

1,2-DCA = 1,2-dichloroethane

< = not detected at the quantitation limit indicated.

-- = data is not available for this well during the respective date

J = estimated result

mg/L = milligram(s) per liter

MW = monitoring well

PCL = protective concentration levels

TRRP = Texas Risk Reduction Program

RW = recovery well

Table 3-7. 2025 Sitewide Groundwater Flow Velocities

Charlie Burch Site, Spring, Texas

2025 Annual Groundwater Monitoring Report

Zone	Hydraulic Conductivity (feet per day)	Effective Porosity	Location	Hydraulic Gradient (unitless)	Velocity (feet per day)	Velocity (feet per year)
Zone A	21	0.30	Source Area, Offsite Northern Tract	0.0027	0.19	70
	21	0.30	Richards Road, Offsite Southern Tract	0.0045	0.31	114
Zone B	6	0.30	Source Area, Offsite Northern Tract	0.022	0.43	158

Notes:

Hydraulic conductivity was calculated and obtained from aquifer tests performed by GSI in 1999.

Hydraulic gradients taken from potentiometric surface contour maps (Figures 3-1 and 3-2).

Below is an example:

Groundwater velocities (V) were calculated using the formula, $V = K/n(dh/dl)$, where:

V = groundwater velocity

K = hydraulic conductivity

n = average effective porosity

dh = change in groundwater elevation along flow path

dl = length of flow path

Acronym:

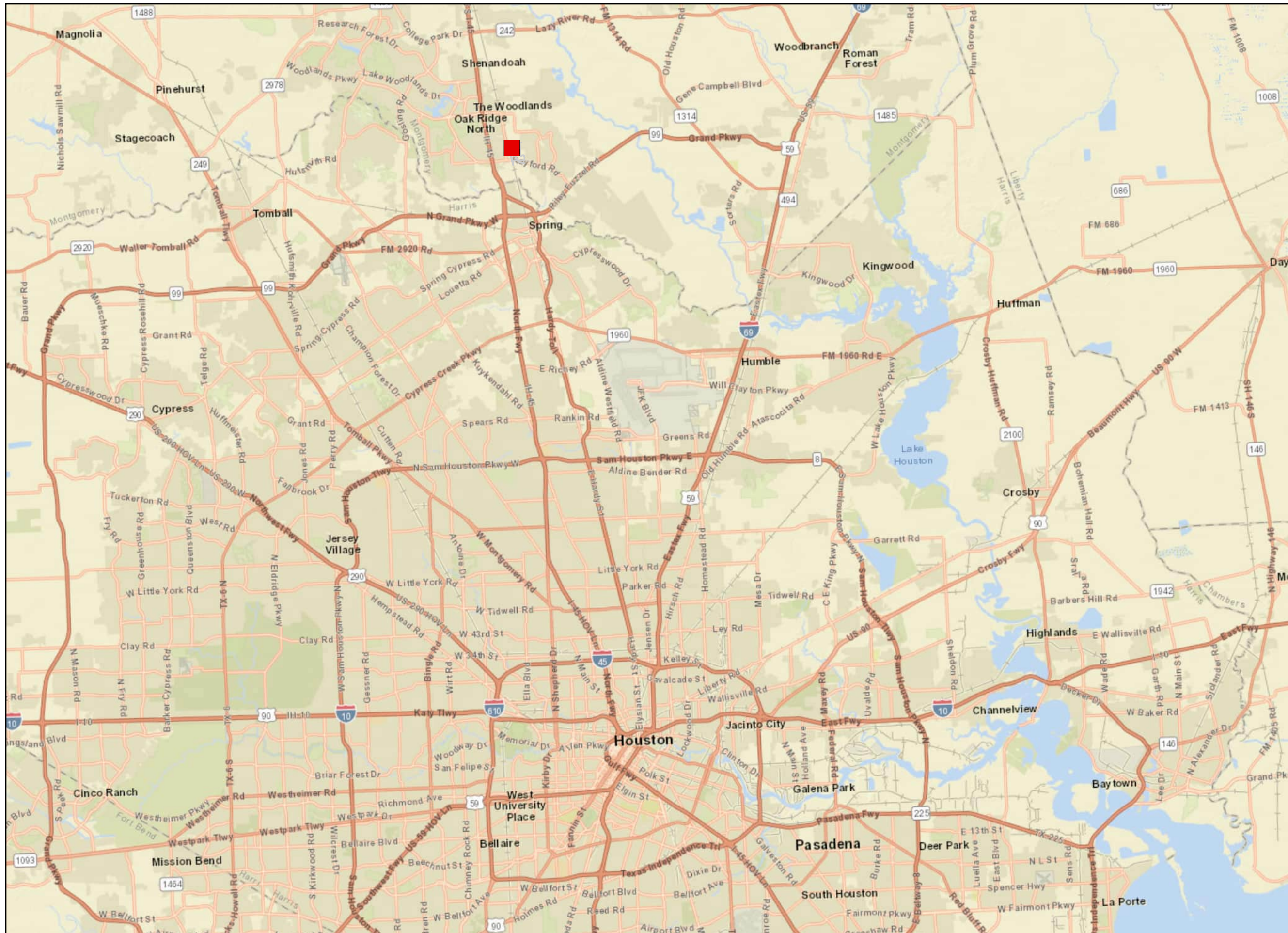
GSI = GSI Environmental, Incorporated



May 29, 2026
TBPG Firm No. 50712

Figures





Legend


■ Site Location

0 2 4
 Miles


BASE MAP SOURCE:
ESRI

Figure 1-1
 Site Location Map
 Charlie Burch Site
 Spring, Texas


Rohm and Haas
 A Wholly Owned Subsidiary of
 The Dow Chemical Company
 VCP No. 421

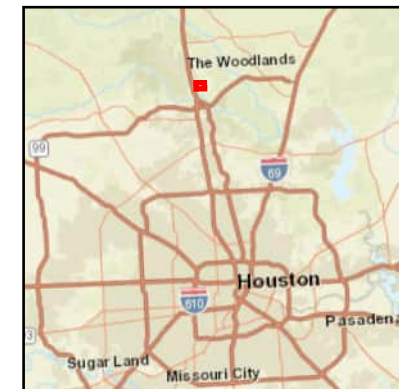
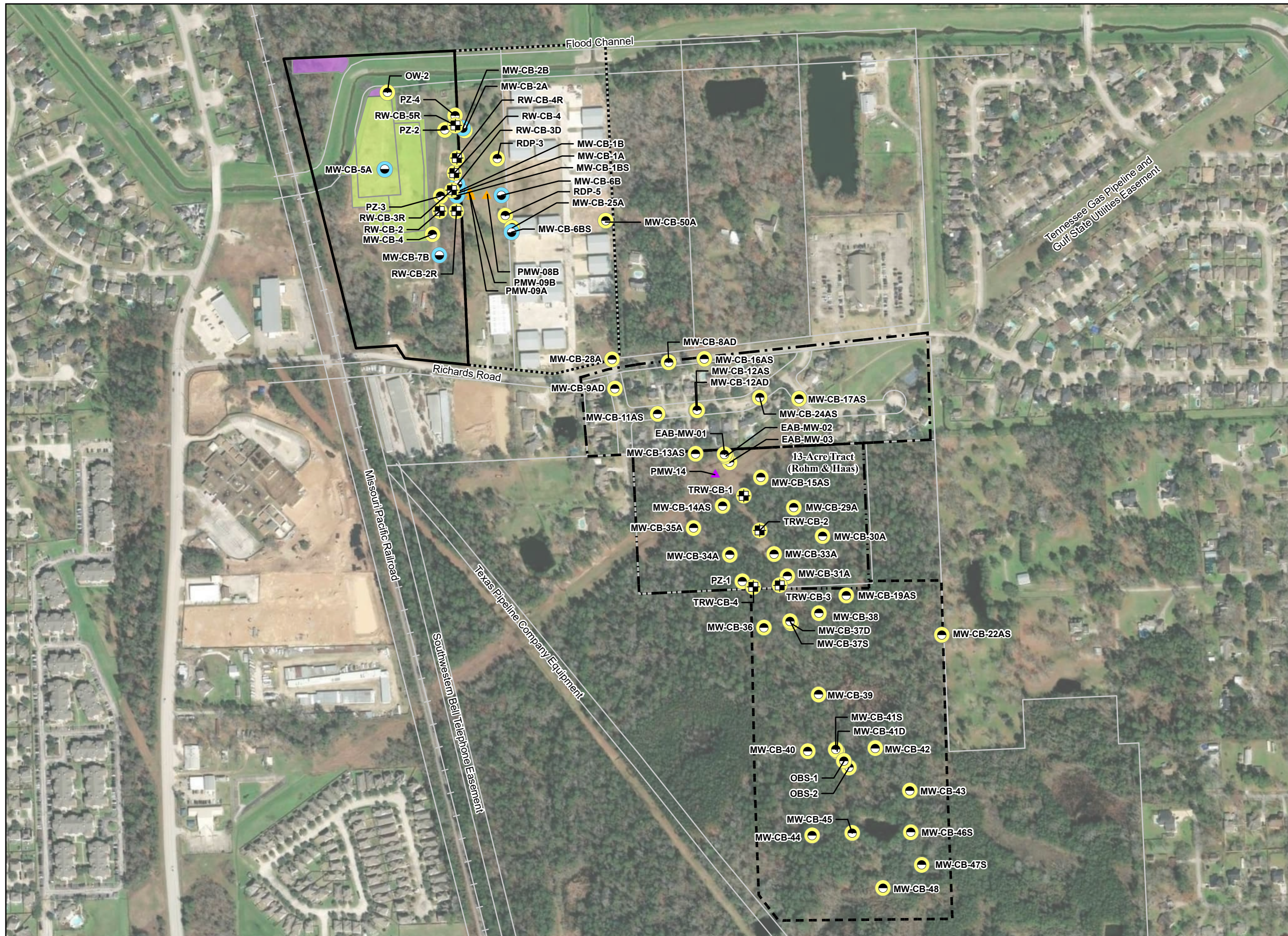


Drawn By: BD



Drawing Date: 12/4/2025





Legend

- Monitoring Well (Zone A)
- Recovery Well (Zone A)
- Monitoring Well (Zone B)
- Performance Monitoring Well
- Voluntary Monitoring Wells
- Former Landfill Area
- Waste Material Removed Summer 1999, Replaced with Clean Backfill
- Source Area Site

..... Offsite Northern Tract
 - . - . Offsite Middle West Tract
 - - - - 13-Acre Tract Site
 - - - - Offsite Southern Tract

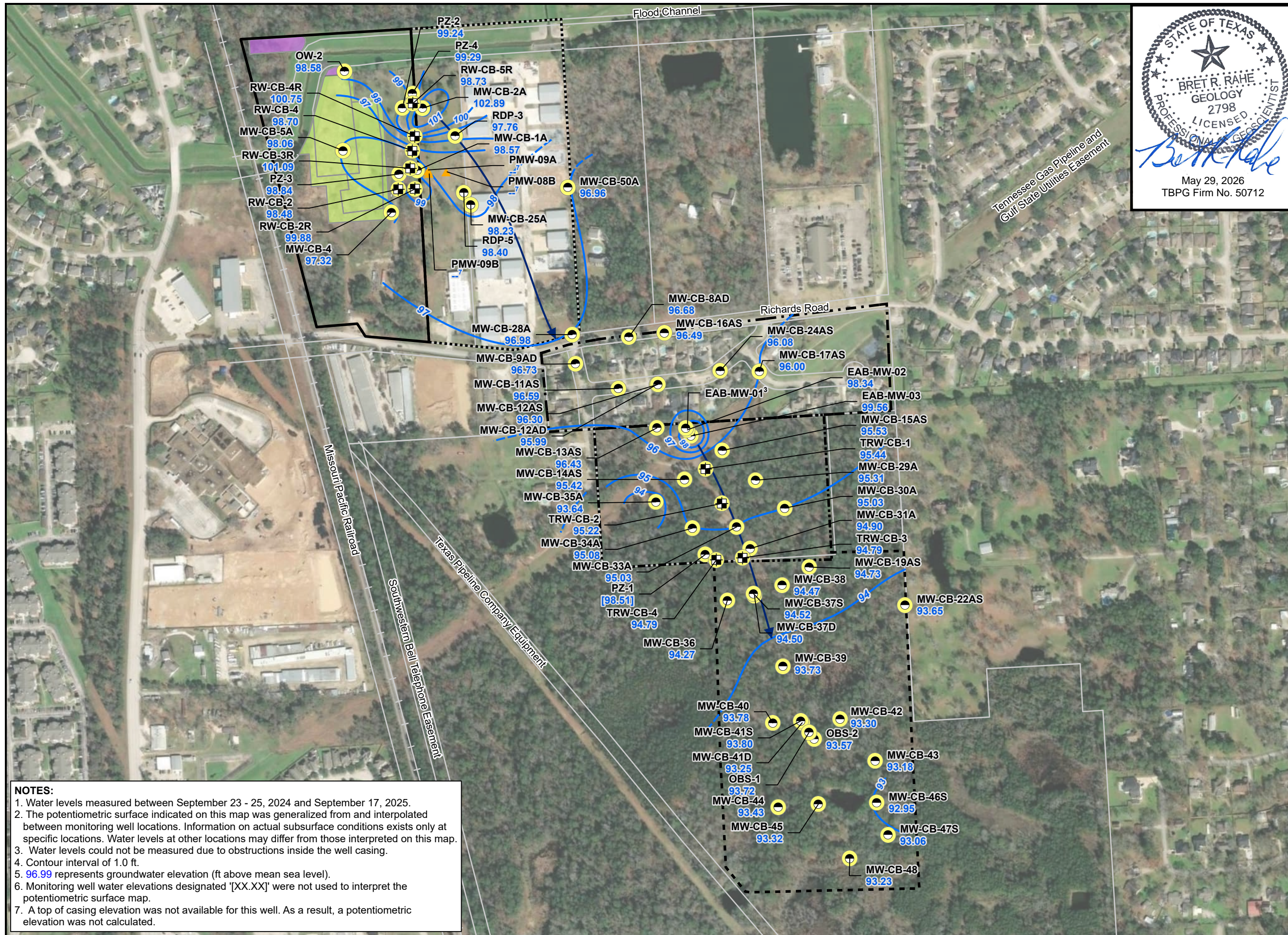
Acronyms:
 EAB = Enhanced Anaerobic Bioremediation
 ft = feet
 MW = Monitoring Well
 OW = Observation Well
 PMW = Performance Monitoring Well
 PZ = Piezometer
 RW = Recovery Well
 TRW = Trench Recovery Well

0 200 400
 Feet
 1" = 400 feet
 BASE MAP SOURCE:
 ESRI Aerial Imagery

Figure 1-2
 Well Location Map
 Charlie Burch Site
 Spring, Texas

Rohm and Haas
 A Wholly Owned Subsidiary of
 The Dow Chemical Company
 VCP No. 421

Drawing Date: 12/15/2025
 Drawn By: BD



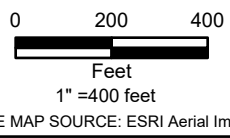
STATE OF TEXAS
 BRETT R. RAHE
 GEOLOGY
 2798
 LICENSED PROFESSIONAL GEOSCIENTIST
Bret Rahe
 May 29, 2026
 TBP Firm No. 50712



- Legend**
- Monitoring Well (Zone A)
 - Recovery Well (Zone A)
 - Voluntary Monitoring Well
 - Potentiometric Contour
 - Inferred Potentiometric Contour
 - Direction Along Which Hydraulic Gradient was Calculated
 - Source Area Site Boundary
 - Offsite Northern Tract
 - Offsite Middle West Tract
 - 13-Acre Tract Site
 - Offsite Southern Tract
 - Former Landfill Area
 - Waste Material Removed
 - Summer 1999, Replaced with Clean Backfill

MW-CB-29A Well Name
 95.31 Groundwater Elevation (ft msl)

Acronyms:
 AZG = A Zone Grab
 EAB = Enhanced Anaerobic Bioremediation
 ft = feet
 msl = mean sea level
 MW = Monitoring Well
 -- = Not available/not applicable
 OW = Observation Well
 PMW = Performance Monitoring Well
 PZ = Piezometer
 RW = Recovery Well
 TRW = Trench Recovery Well



NOTES:

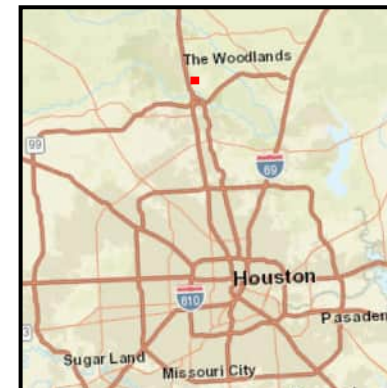
1. Water levels measured between September 23 - 25, 2024 and September 17, 2025.
2. The potentiometric surface indicated on this map was generalized from and interpolated between monitoring well locations. Information on actual subsurface conditions exists only at specific locations. Water levels at other locations may differ from those interpreted on this map.
3. Water levels could not be measured due to obstructions inside the well casing.
4. Contour interval of 1.0 ft.
5. 96.99 represents groundwater elevation (ft above mean sea level).
6. Monitoring well water elevations designated '[XX.XX]' were not used to interpret the potentiometric surface map.
7. A top of casing elevation was not available for this well. As a result, a potentiometric elevation was not calculated.

Figure 3-1
 Zone A Potentiometric Surface
 Contours September 2025
 Charlie Burch Site
 Spring, Texas
 Rohm and Haas
 A Wholly Owned Subsidiary of
 The Dow Chemical Company
 VCP No. 421

Drawing Date: 3/16/2026
 Drawn By: BD

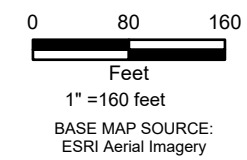


May 29, 2026
 TBPG Firm No. 50712



- Legend**
- Monitoring Well
 - Recovery Well
 - Former Landfill Area
 - Waste Material Removed
 - Summer 1999, Replaced with Clean Backfill
 - Source Area Site Boundary
 - Offsite Northern Tract
 - Offsite Middle West Tract
 - Potentiometric Contour
 - Inferred Potentiometric Contour
 - Groundwater Flow Direction Along Which Hydraulic Gradient was Calculated
- MW-CB-6B** Well Name
 97.92 Groundwater Elevation (ft msl)

Acronyms:
 ft = feet
 msl = mean sea level
 MW = Monitoring Well
 RW = Recovery Well



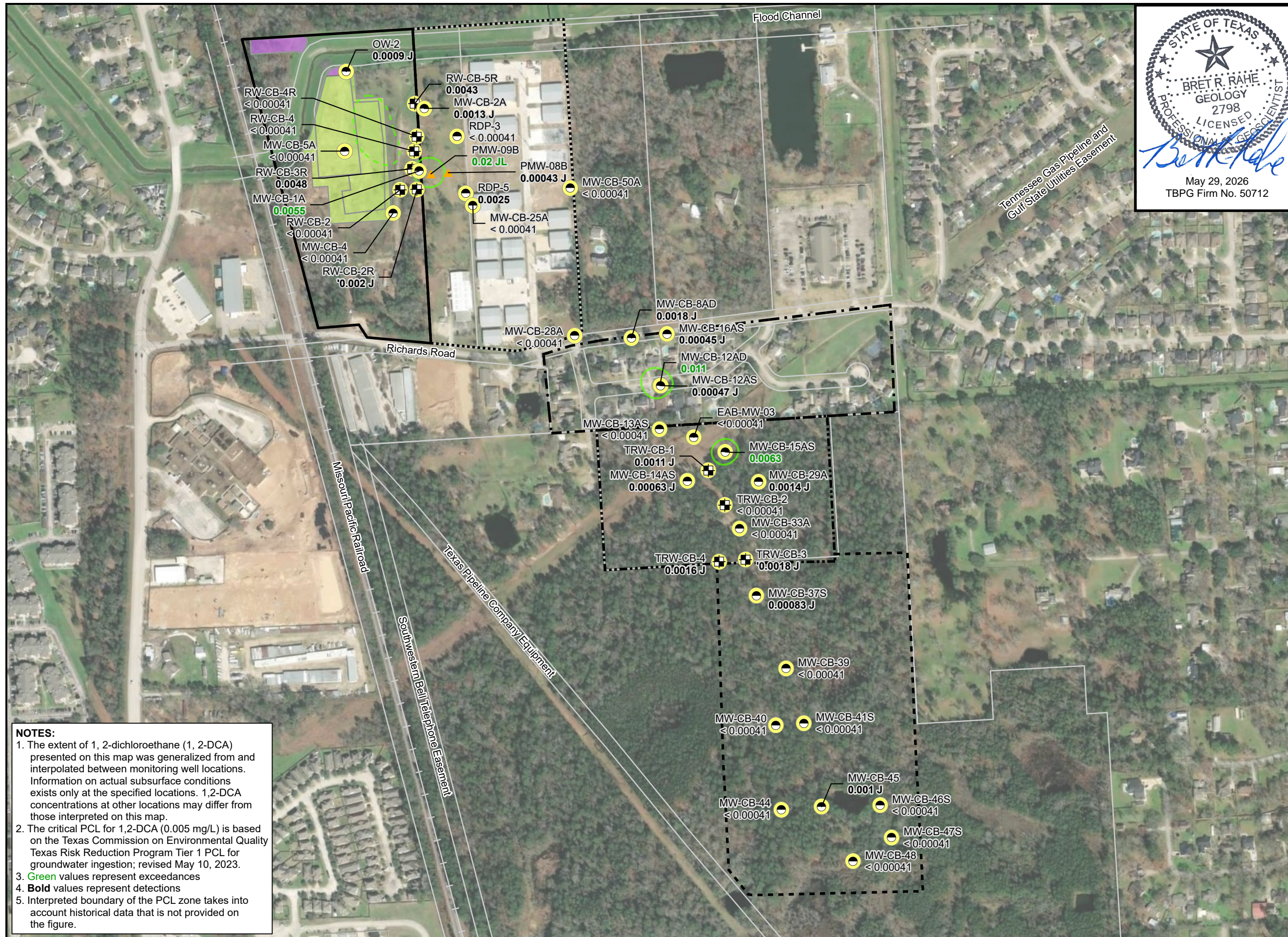
NOTES:

1. Water level measurements were collected on September 23 - 25, 2025.
2. The potentiometric surface indicated on this map was generalized from and interpolated between monitoring well locations. Information on actual subsurface conditions exists only at specific locations. Water levels at other locations may differ from those interpreted on this map.
3. Contour interval of 1.0 ft.
4. 98.47 represents groundwater elevation (ft above mean sea level).

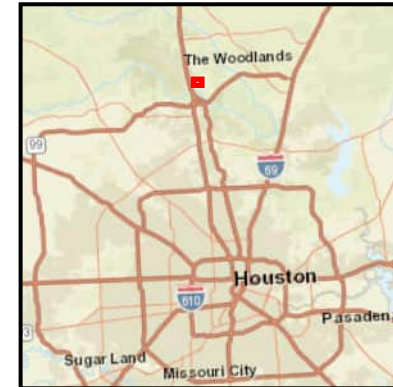
Figure 3-2
 Zone B Potentiometric Surface
 Contours September 2025
 Charlie Burch Site
 Spring, Texas
 Rohm and Haas
 A Wholly Owned Subsidiary of
 The Dow Chemical Company
 VCP No. 421

Drawn By: BD

Drawing Date: 12/16/2025




STATE OF TEXAS
 BRETT R. RAHE
 GEOLOGY
 2798
 LICENSED PROFESSIONAL GEOSCIENTIST
Brett Rahe
 May 29, 2026
 TBPG Firm No. 50712



- Legend**
- Voluntary Monitoring Well
 - Recovery Well (Zone A)
 - Monitoring Well (Zone A)
 - Former Landfill Area
 - Waste Material Removed Summer 1999, Replaced with Clean Backfill
 - Source Area Site Boundary
 - Offsite Northern Tract
 - Offsite Middle West Tract
 - 13-Acre Tract Site
 - Offsite Southern Tract
 - 1,2-DCA Contour (0.005 mg/L)
 - Inferred 1,2-DCA Contour (0.005 mg/L)
 - Area of Decreased Concentration

- Acronyms:**
- < = Not detected at the quantitation limit indicated
 - EAB = Enhanced Anaerobic Bioremediation
 - J = Estimated result
 - JL = Estimated result, biased low
 - mg/L = Milligrams per Liter
 - MW = Monitoring Well
 - PCL = Protective Concentration Level
 - PMW = Performance Monitoring Well
 - OW = Observation Well
 - RW = Recovery Well
 - TRW = Trench Recovery Well

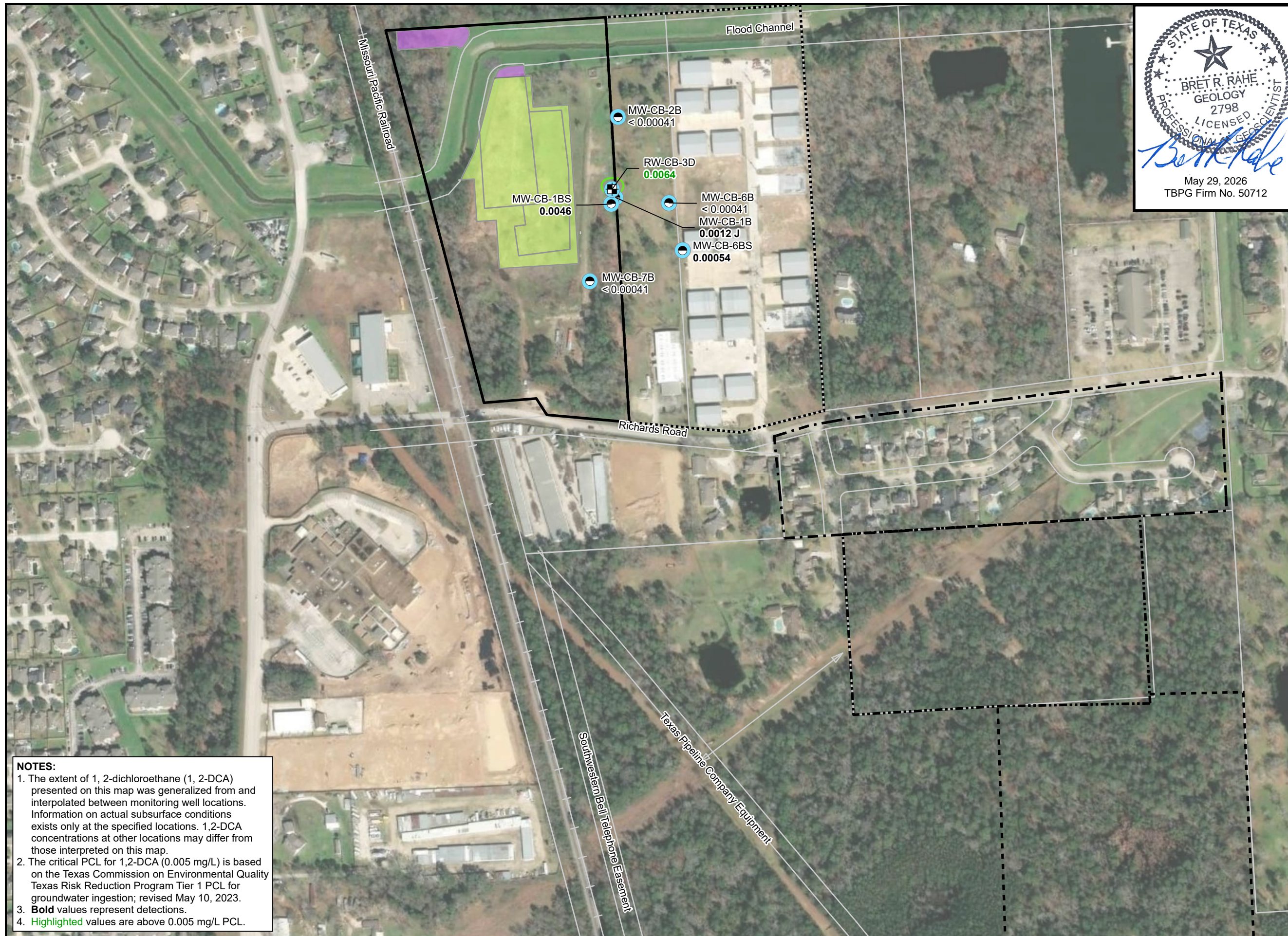


NOTES:

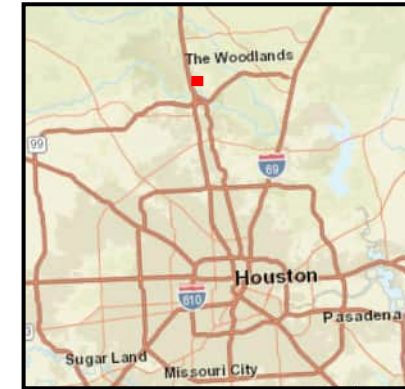
1. The extent of 1, 2-dichloroethane (1, 2-DCA) presented on this map was generalized from and interpolated between monitoring well locations. Information on actual subsurface conditions exists only at the specified locations. 1,2-DCA concentrations at other locations may differ from those interpreted on this map.
2. The critical PCL for 1,2-DCA (0.005 mg/L) is based on the Texas Commission on Environmental Quality Texas Risk Reduction Program Tier 1 PCL for groundwater ingestion; revised May 10, 2023.
3. **Green** values represent exceedances
4. **Bold** values represent detections
5. Interpreted boundary of the PCL zone takes into account historical data that is not provided on the figure.

Figure 3-3
 Zone A 1,2-DCA Plume
 September 2025
 Charlie Burch Site
 Spring, Texas
 Rohm and Haas
 A Wholly Owned Subsidiary of
 The Dow Chemical Company
 VCP No. 421

Drawing Date: 3/13/2026
 Drawn By: BD



STATE OF TEXAS
 BRETT R. RAHE
 GEOLOGY
 2798
 LICENSED PROFESSIONAL GEOSCIENTIST
Brett Rahe
 May 29, 2026
 TBPG Firm No. 50712



Legend

- Monitoring Well
- Recovery Well
- Former Landfill Area
- Waste Material Removed
- Summer 1999, Replaced with Clean Backfill
- Source Area Site Boundary
- Offsite Northern Tract
- Offsite Middle West Tract
- 13-Acre Tract Site
- Offsite Southern Tract
- 1,2-DCA Contour (0.005 mg/L)

Acronyms:
 < = Not detected at the quantitation limit indicated
 B or BS = Zone B approximately greater than 70 ft Depth
 J = Estimated concentration
 mg/L = Milligrams per Liter
 MW = Monitoring Well
 PCL = Protective Concentration Level
 RW = Recovery Well

0 160 320
 Feet
 1" = 310 feet
 BASE MAP SOURCE:
 ESRI Aerial Imagery

NOTES:

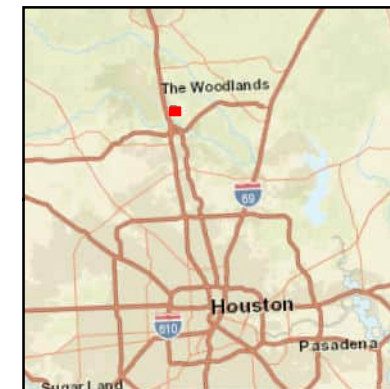
- The extent of 1, 2-dichloroethane (1, 2-DCA) presented on this map was generalized from and interpolated between monitoring well locations. Information on actual subsurface conditions exists only at the specified locations. 1,2-DCA concentrations at other locations may differ from those interpreted on this map.
- The critical PCL for 1,2-DCA (0.005 mg/L) is based on the Texas Commission on Environmental Quality Texas Risk Reduction Program Tier 1 PCL for groundwater ingestion; revised May 10, 2023.
- Bold** values represent detections.
- Highlighted** values are above 0.005 mg/L PCL.

Figure 3-4
 Zone B 1,2-DCA Plume
 September 2025
 Charlie Burch Site
 Spring, Texas

Rohm and Haas
 A Wholly Owned Subsidiary of
 The Dow Chemical Company
 VCP No. 421

Drawing Date: 3/13/2026

Drawn By: BD



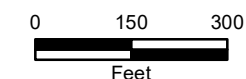
Legend

- Approximate Well Location
- Approximate Boundary of Rayford Tract

Notes:

1. Approximate Area of Interest derived from non-georeferenced CAD file.

MW - Monitoring Wells
 EAB - Enhanced Anaerobic Bioremediation



BASE MAP SOURCE: ESRI Aerial Imagery

Figure 4-1
 Proposed Wells for
 Plugging and Abandonment
 Charlie Burch Site
 Spring, Texas

Rohm and Haas
 A Wholly Owned Subsidiary of
 The Dow Chemical Company
 VCP No. 421

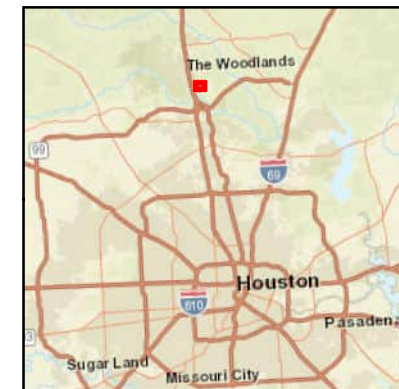
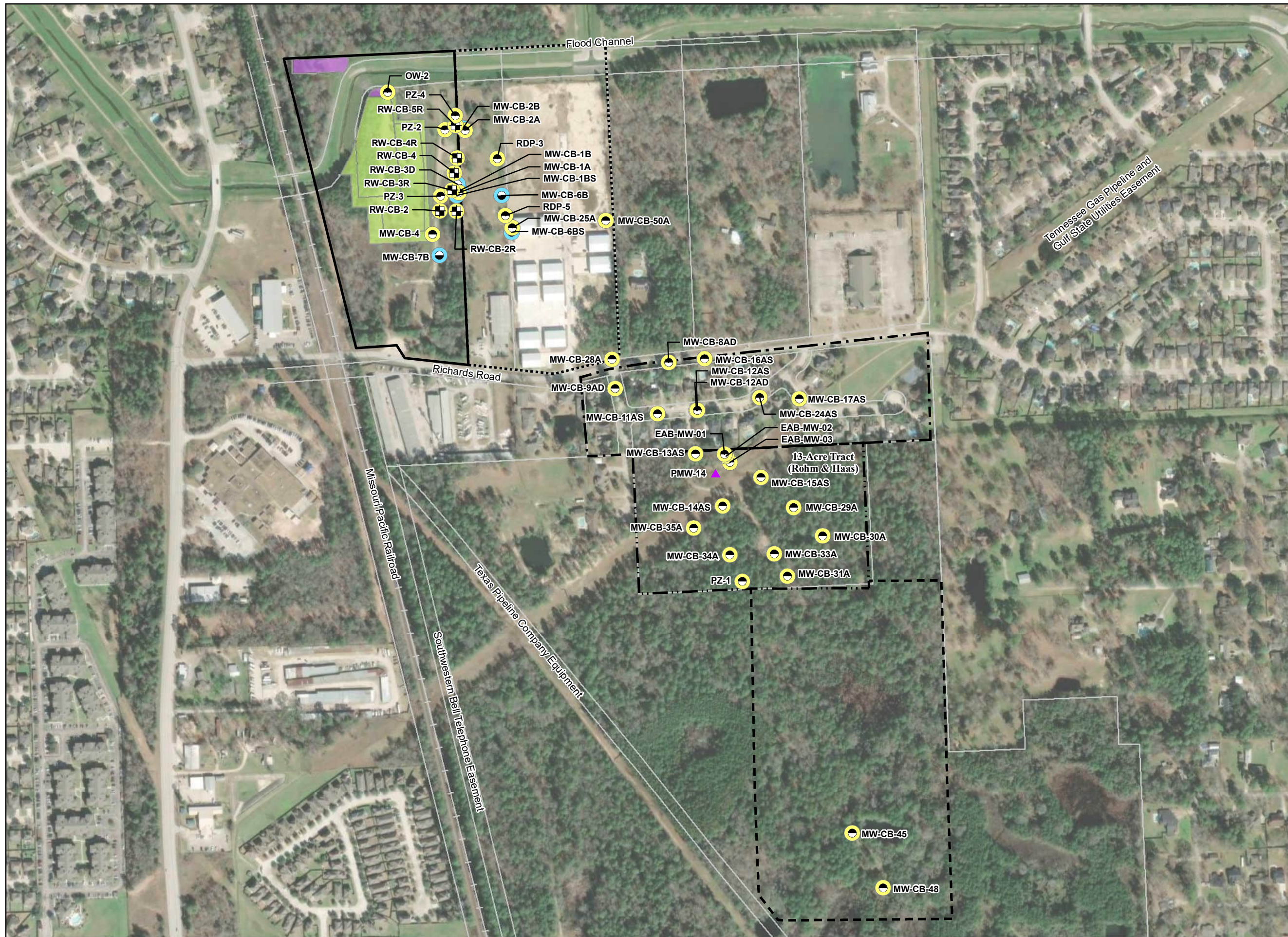


Drawn By: BD



Drawing Date: 2/15/2026





Legend

- Monitoring Well (Zone A)
- Recovery Well (Zone A)
- Monitoring Well (Zone B)
- Performance Monitoring Well
- Former Landfill Area
- Waste Material Removed Summer 1999, Replaced with Clean Backfill
- Source Area Site Boundary
- Offsite Northern Tract
- Offsite Middle West Tract
- 13-Acre Tract Site
- Offsite Southern Tract

Acronyms:
 EAB = Enhanced Anaerobic Bioremediation
 ft = feet
 MW = Monitoring Well
 OW = Observation Well
 PMW = Performance Monitoring Well
 PZ = Piezometer
 RW = Recovery Well
 TRW = Trench Recovery Well

0 200 400
 Feet
 1 inch = 400 feet
 BASE MAP SOURCE:
 ESRI Aerial Imagery

Figure 5-1
 2026 Proposed
 Annual Monitoring Wells
 Charlie Burch Site
 Spring, Texas

Rohm and Haas
 A Wholly Owned Subsidiary of
 The Dow Chemical Company
 VCP No. 421

Drawing Date: 2/16/2026
 Drawn By: BD

Appendix A
13 Acre Tract Technical Memorandum





Union Carbide Corporation
A Subsidiary of The Dow Chemical Company
3301 5th Ave. N.
Bldg. 88
Texas City, TX 77590

December 19, 2019

Mr. Joseph Bell, Voluntary Cleanup Section
Texas Commission on Environmental Quality
12100 Park 35 Circle
MC-221, Remediation Division
Austin, Texas 78753

FedEx: 7773 0380 4556

Subject: Request to Shut Down the 13 Acre Tract Treatment System
Charlie Burch Site, Spring, Texas
Voluntary Cleanup Program No. 421
Regulated Entity No. RN102970738/Customer Reference No. CN600356976

Dear Mr. Bell:

Rhom and Haas Texas, Inc., has been operating a groundwater containment and treatment system at the 13 Acre Tract as part of the Texas Commission on Environmental Quality (TCEQ) Voluntary Cleanup Program No. 421 since May of 2006. The primary objective of the 13 Acre Tract system was to capture 1,2-dichloroethane (1,2-DCA) and maintain hydraulic control and inhibit further migration of the plume. The current configuration utilizes recovery wells TRW-CB-3 and TRW-CB-4 to maintain groundwater hydraulic containment. Two infiltration trenches (CB-IT-1 and CB-IT-2) were constructed; however, only CB-IT-2 is in service (**Figure 1**). Recovered groundwater is processed through two granular activated carbon vessels and water is subsequently reinjected into the A-zone aquifer via infiltration trench CB-IT-2, located at the southeast corner of the 13 Acre Tract property boundary. Information that follows below provides rationale supporting our request to shut down the 13 Acre Tract recovery and treatment system.

Concentrations of 1,2-DCA within and near recovery wells at the 13 Acre Tract have remained below the protective concentration level (PCL) of 0.005 milligram per liter (mg/L) while the system has continued to operate to maintain hydraulic conditions. Concentrations of 1,2-DCA in surrounding wells and wells downgradient of the system have shown a net reduction since operations were initiated in 2006. Concentrations of 1,2-DCA from recovery wells TRW-CB-3 and TRW-CB-4 (**Table 1**) have been below the PCL since at least 2009. Analytical data collected from pre-treatment and post-treatment samples collected from the on-site granular activated carbon system (**Table 2**) are also consistent with these results. Mann-Kendall statistical analyses (**Table 1**) were prepared for the two active recovery wells and selected monitoring wells downgradient of the system that will be proposed for additional sampling following shutdown of the system. Note that while historical data is provided for well MW-CB-33A in **Table 1**, it was excluded from the Mann-Kendall statistical analyses since 1,2-DCA has not historically been detected at this location. Statistical trends using the Mann-Kendall analyses show all monitoring wells exhibit decreasing concentration trends for 1,2-DCA (**Table 1**).

Based on concentrations of 1,2-DCA remaining below the PCL in the recovery wells for at least the past 10 years, coupled with decreasing trends in downgradient monitoring wells, Rhom and Haas has determined that continued operation of the GAC system is not necessary. As a result, Rhom and Haas is requesting to shut down the 13 Acre Tract GAC recovery system to evaluate potential rebound of the 1,2-DCA plume for a period of one year. During evaluation, components of the system will be maintained should it need to be restarted.

Following shutdown of the system, groundwater levels will be collected on a quarterly basis for one year from all 13 Acre Tract wells shown on **Figure 2**. This groundwater gauging data will be used to evaluate possible potentiometric changes of groundwater. To evaluate potential rebound, quarterly groundwater samples from a subset of seven wells shown on **Figure 2** will also be collected for a period of one year and analyzed for 1,2-DCA. Historical plume interpretations suggest a slight westerly shift following the initial system startup. Taking this into consideration, the proposed wells selected for sampling account for a potential easterly plume shift. Findings from the post shut-down evaluation will be included in the annual report. Based on these findings, permanent shutdown and decommissioning of the 13 Acre Tract system may be recommended. Underground injection control (UIC) reporting will also continue to be submitted to TCEQ until permanent shutdown is approved.

If you have any questions regarding the request, please contact me at (979) 238-2516 or email at BWilkinson@Dow.com.

Sincerely,



Brad Wilkinson, P.G.
Remediation Leader
The Dow Chemical Company

Enclosures:

Table 1: Mann-Kendall Analyses

Table 2: 1,2 -Dichloroethane Analytical Results from the 13 Acre Tract System

Figure 1: 13 Acre Tract Groundwater Recovery System Layout

Figure 2: 13 Acre Tract Shutdown: Quarterly Gauging and Sampling Well Locations

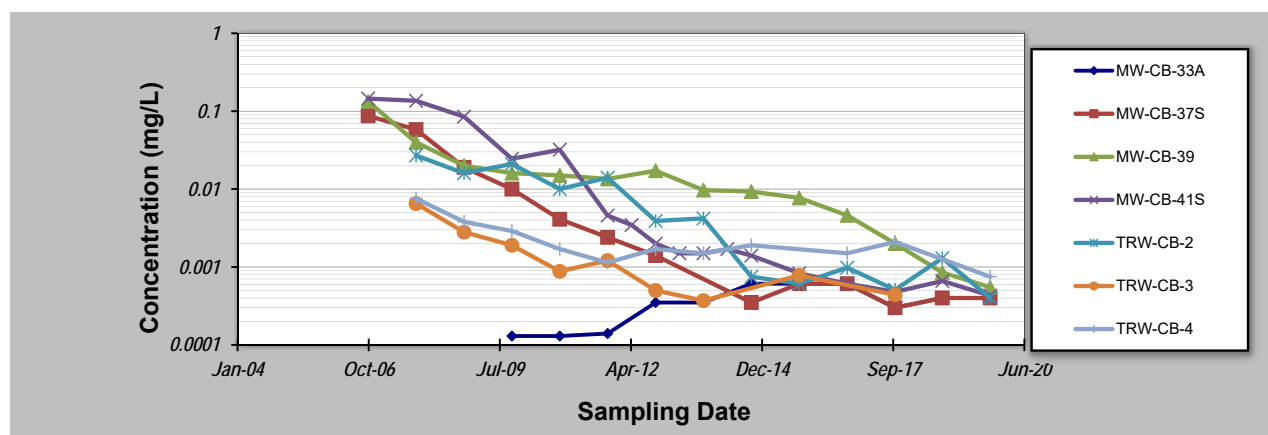
Cc: Josh Mcfarlain/Jacobs

Table 1: Mann-Kendall Analysis

Table 1 - Mann-Kendall Toolkit

Evaluation Date: 9-Dec-19	Job ID: DWACHB19
Facility Name: Charlie Burch 13-AT	Constituent: 1,2- DCA
Conducted By: Jacobs	Concentration Units: mg/L
Sampling Point ID: MW-CB-33A MW-CB-37S MW-CB-39 MW-CB-41S TRW-CB-2 TRW-CB-3 TRW-CB-4	

Sampling Event	Sampling Date	1,2- DCA CONCENTRATION (mg/L)						
		MW-CB-33A	MW-CB-37S	MW-CB-39	MW-CB-41S	TRW-CB-2	TRW-CB-3	TRW-CB-4
1	Oct-06		0.08710	0.13300	0.14500			
2	Oct-07		0.05810	0.03980	0.13600	0.02700	0.00652	0.00755
3	Oct-08		0.01900	0.02000	0.08500	0.01600	0.00280	0.00380
4	Oct-09	<0.00013	0.01000	0.01600	0.02450	0.02100	0.00190	0.00290
5	Oct-10	<0.00013	0.00410	0.01500	0.03200	0.01000	0.00088 J	0.00170
6	Oct-11	<0.00014	0.0024	0.01350	0.00457	0.01400	0.00121	0.00114
7	Apr-12				0.00346			
8	Oct-12	<0.00035	0.0014	0.01720	0.00200	0.00390	0.0005 J	0.00170
9	Apr-13				0.00150			
10	Oct-13	<0.00035	0.00074 J	0.00970	0.00150	0.00420	0.00037 J	0.00150
11	Apr-14				0.00170			
12	Oct-14	<0.00061	<0.00035	0.00930	0.00140	0.00075 J	<0.00035	0.00190
13	Apr-15							
14	Oct-15	<0.00061	<0.00061	0.00770	0.00083 J	<0.00061	0.00078	<0.00061
15	May-16							
16	Oct-16	<0.00061	<0.00061	0.00460	<0.00061	0.00098 J	<0.00061	0.00150
17	Apr-17							
18	Oct-17	<0.0003	<0.0003	0.00200	0.00048 J	0.00051 J	0.00044 J	0.00210
19	Apr-18							
20	Oct-18	<0.0004	<0.0004	0.00085	0.00066	0.00130	<0.0004	<0.0004
21	Apr-19							
22	Oct-19	<0.0004	<0.0004	0.00055 J	0.00043 J	<0.0004	<0.0004	0.00075 J
23								
24								
25								
Coefficient of Variation:	Not applicable. 1,2-DCA has not been detected in this well.	1.63	1.64	1.85	1.31	1.15	0.79	
Mann-Kendall Statistic (S):		-41	-85	-125	-39	-28	-27	
Confidence Factor:		100.0%	>99.9%	>99.9%	99.9%	99.9%	98.0%	
Concentration Trend:		Decreasing	Decreasing	Decreasing	Decreasing	Decreasing	Decreasing	



Notes:

- At least four independent sampling events per well are required for calculating the trend. *Methodology is valid for 4 to 40 samples.*
- Confidence in Trend = Confidence (in percent) that constituent concentration is increasing (S>0) or decreasing (S<0): >95% = Increasing or Decreasing; ≥ 90% = Probably Increasing or Probably Decreasing; < 90% and S>0 = No Trend; < 90%, S≤0, and COV ≥ 1 = No Trend; < 90% and COV < 1 = Stable.
- Methodology based on "MAROS: A Decision Support System for Optimizing Monitoring Plans", J.J. Aziz, M. Ling, H.S. Rifai, C.J. Newell, and J.R. Gonzales, *Ground Water*, 41(3):355-367, 2003.

Legend:

- Bold and highlighted analytical concentrations: Exceedance of the Protective Concentration Level (PCL) of 1,2-dichloroethane, which is 0.005 mg/L.
- Bold analytical concentrations: detection of 1,2-dichloroethane.
- <: below sample detection limits.
- J: estimated result.

**Table 2: 1,2-Dichloroethane Analytical Results
from the 13 Acre Tract System**

Table 2**1,2 -Dichloroethane Analytical Results from the 13 Acre Tract System
Charlie Burch Site, Spring, Texas**

Date Collected	Influent (Pre-GAC) Treatment	Effluent (Post-GAC) Treatment
3/29/2016	0.00076 J	<0.00061
7/15/2016	0.00078 J	0.00075
9/30/2016	0.00065 J	0.00067
12/26/2016	0.00065 J	0.00067 J
3/20/2017	0.00065 J	0.00067 J
6/30/2017	0.00032 J	0.00039 J
10/18/2017	0.00082 J	0.00087 J
12/19/2017	0.00058 J	0.00045 J
3/30/2018	0.00050 J	<0.00030
6/14/2018	0.00075 J	<0.00030
8/22/2018	0.00085 J	<0.00040
10/17/2018	0.00079 J	0.00043 J
1/31/2019	0.00096 J	<0.0004
4/15/2019	0.00077 J	0.00067 J
7/16/2019	0.00046 J	0.00075 J
10/15/2019	0.00046 J	0.00081 J

Notes

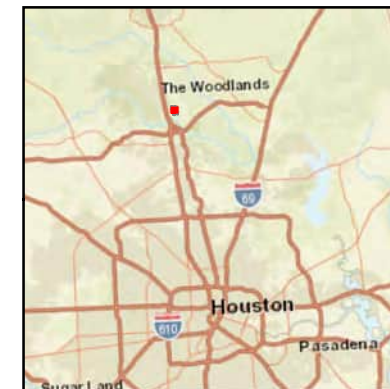
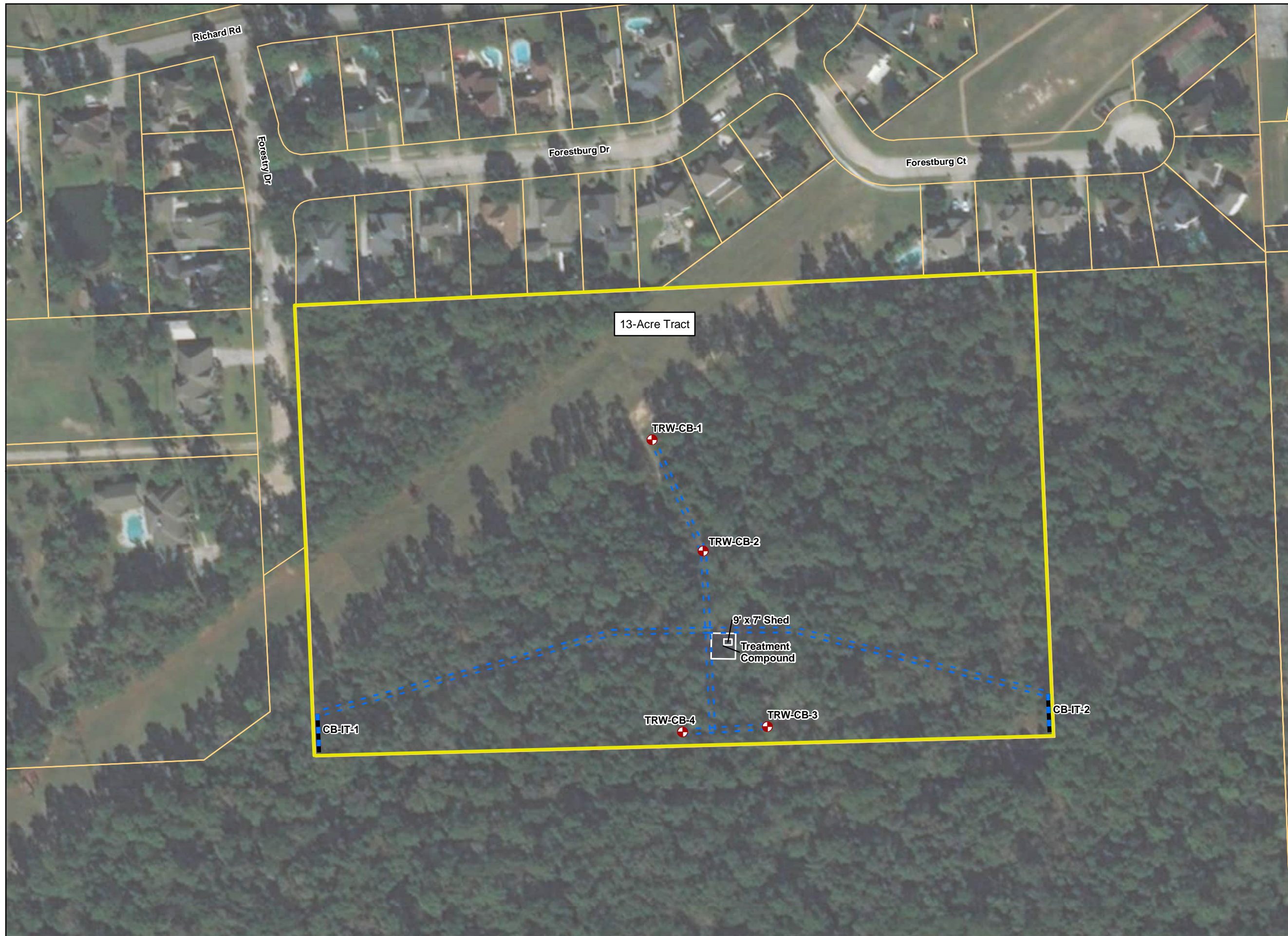
1. All concentrations reported in milligrams per liter (mg/L)
2. Protective concentration level (PCL) for 1,2-dichloroethane is 0.005 mg/L.

GAC = granular activated carbon

J = estimated result

< = below sample detection limit

**Figure 1: 13 Acre Tract Groundwater Recovery
System Layout**



- Legend**
- Recovery Well
 - Recovery System Piping
 - Infiltration Trench
 - 13-Acre Tract
 - Approximate Property Boundary (Source: Montgomery County Appraisal District Records)

NOTE: This figure reflects approximate location and/or dimensions; actual size and locations may be somewhat different, depending on circumstances as they develop.

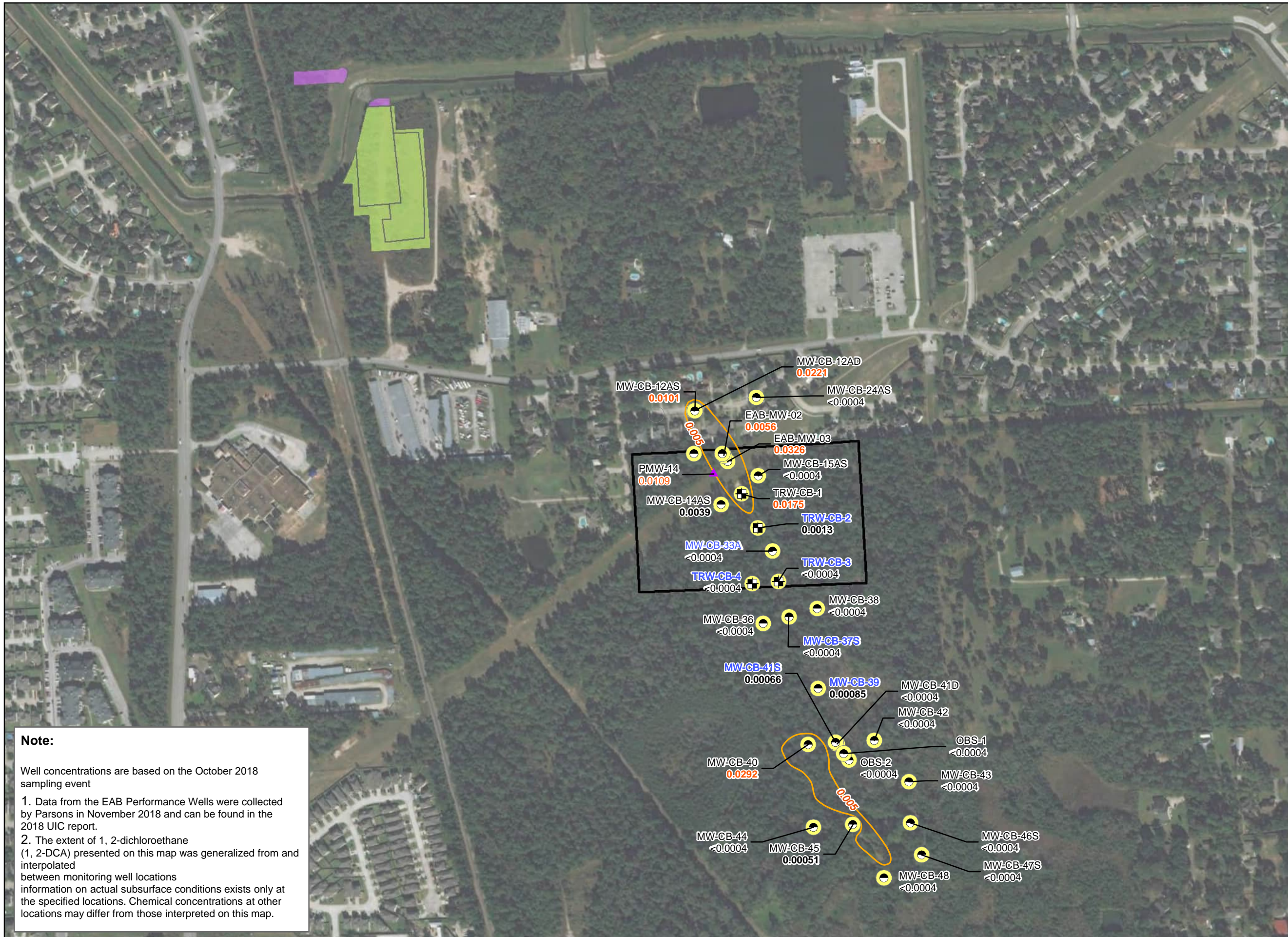


Figure 1
13 Acre Tract Groundwater Recovery System Layout

Charlie Burch Pits Site
 Spring, Texas
 VCP No. 421

N 	
	Drawing Date: August 2018
	Drawn By: JACOBS

**Figure 2: 13 Acre Tract Shutdown:
Quarterly Gauging and Sampling Well Locations**



Legend

- Monitoring Well Location (Zone A)
- AS = Screen less than 40 ft depth
- AD = Screen greater than 40 ft depth
- MW = Monitoring well
- OW = Flood channel observation well
- RW = Recovery well
- Recovery Well (Zone A)
- 1,2-DCA Contour (0.005 mg/L)
- 1,2-DCA TRRP Tier 1 PCL = 0.005 mg/L mg/L = milligrams per liter
- Red values represent exceedances
- Former Landfill Area
- Waste Material Removed Summer 1999, Replaced with Clean Backfill
- Performance Monitoring Well
- Site Boundary

Note:
Wells in blue will be sampled quarterly

0 200 400
Feet

Figure 2
13 Acre Tract Shutdown: Quarterly Gauging and Sampling Well Locations
Charlie Burch Site
Spring, Texas

Union Carbide Corporation
A Subsidiary of The Dow Chemical Company Rohm and Haas Texas Inc., VCP No. 421

Drawing Date: February 2019

Drawn By: **JACOBS**

Appendix B
Laboratory Analytical Reports





10450 Stancliff Rd. Suite 210
Houston, TX 77099
T: +1 281 530 5656
F: +1 281 530 5887

April 25, 2025

John Ynfante
Rohm & Haas/Charlie Burch Dow
25520 Richards Road
Spring, TX 77386

Work Order: **HS25040979**

Laboratory Results for: **Sentinel Wells GW**

Dear John Ynfante,

ALS Environmental received 7 sample(s) on Apr 17, 2025 for the analysis presented in the following report.

The analytical data provided relates directly to the samples received by ALS Environmental and for only the analyses requested. Results are expressed as "as received" unless otherwise noted.

QC sample results for this data met EPA or laboratory specifications except as noted in the Case Narrative or as noted with qualifiers in the QC batch information. Should this laboratory report need to be reproduced, it should be reproduced in full unless written approval has been obtained by ALS Environmental. Samples will be disposed in 30 days unless storage arrangements are made.

If you have any questions regarding this report, please feel free to call me.

Sincerely,

Generated By: DAYNA.FISHER

Sebastian Lugo

Client: Rohm & Haas/Charlie Burch Dow
Project: Sentinel Wells GW
WorkOrder: HS25040979

**TRRP Laboratory Data
Package Cover Page**

This data package consists of all or some of the following as applicable:

This signature page, the laboratory review checklist, and the following reportable data:

- R1 Field chain-of-custody documentation;
- R2 Sample identification cross-reference;
- R3 Test reports (analytical data sheets) for each environmental sample that includes:
 - a) Items consistent with NELAC Chapter 5,
 - b) dilution factors,
 - c) preparation methods,
 - d) cleanup methods, and
 - e) if required for the project, tentatively identified compounds (TICs).
- R4 Surrogate recovery data including:
 - a) Calculated recovery (%R), and
 - b) The laboratory's surrogate QC limits.
- R5 Test reports/summary forms for blank samples;
- R6 Test reports/summary forms for laboratory control samples (LCSs) including:
 - a) LCS spiking amounts,
 - b) Calculated %R for each analyte, and
 - c) The laboratory's LCS QC limits.
- R7 Test reports for project matrix spike/matrix spike duplicates (MS/MSDs) including:
 - a) Samples associated with the MS/MSD clearly identified,
 - b) MS/MSD spiking amounts,
 - c) Concentration of each MS/MSD analyte measured in the parent and spiked samples,
 - d) Calculated %Rs and relative percent differences (RPDs), and
 - e) The laboratory's MS/MSD QC limits.
- R8 Laboratory analytical duplicate (if applicable) recovery and precision:
 - a) the amount of analyte measured in the duplicate,
 - b) the calculated RPD, and
 - c) the laboratory's QC limits for analytical duplicates.
- R9 List of method quantitation limits (MQLs) and detectability check sample results for each analyte for each method and matrix.
- R10 Other problems or anomalies.
The Exception Report for each "No" or "Not Reviewed (NR)" item in Laboratory Review Checklist and for each analyte, matrix, and method for which the laboratory does not hold NELAC accreditation under the Texas Laboratory Accreditation Program.

Client: Rohm & Haas/Charlie Burch Dow
Project: Sentinel Wells GW
WorkOrder: HS25040979

**TRRP Laboratory Data
Package Cover Page**

Release Statement: I am responsible for the release of this laboratory data package. This laboratory is NELAC accredited under the Texas Laboratory Accreditation Program for all the methods, analytes and matrices reported in this data package except as noted in the Exception Reports. The data have been reviewed and are technically compliant with the requirements of the methods used, except where noted by the laboratory in the attached exception reports. By my signature below, I affirm to the best of my knowledge, all problems/anomalies, observed by the laboratory have been identified by the laboratory in the Laboratory Review Checklist, and no information affecting the quality of the data has been knowingly withheld.

Check, if applicable: [NA] This laboratory meets an exception under 30 TAC §25.6 and was last inspected by TCEQ or _____ on (enter date of last inspection). Any findings affecting the data in this laboratory data package are noted in the Exception Reports herein. The official signing the cover page of the report in which these data are used is responsible for releasing this data package and is by signature affirming the above release statement is true.



Sebastian Lugo

Laboratory Review Checklist: Reportable Data							
Laboratory Name: ALS Laboratory Group			LRC Date: 04/25/2025				
Project Name: Sentinel Wells GW			Laboratory Job Number: HS25040979				
Reviewer Name: Sebastian Lugo			Prep Batch Number(s): R511637, R511828				
# ¹	A ²	Description	Yes	No	NA ³	NR ⁴	ER# ⁵
R1	OI	Chain-of-custody (C-O-C)					
		Did samples meet the laboratory's standard conditions of sample acceptability upon receipt?	X				
		Were all departures from standard conditions described in an exception report?	X				
R2	OI	Sample and quality control (QC) identification					
		Are all field sample ID numbers cross-referenced to the laboratory ID numbers?	X				
		Are all laboratory ID numbers cross-referenced to the corresponding QC data?	X				
R3	OI	Test reports					
		Were all samples prepared and analyzed within holding times?	X				
		Other than those results < MQL, were all other raw values bracketed by calibration standards?	X				
		Were calculations checked by a peer or supervisor?	X				
		Were all analyte identifications checked by a peer or supervisor?	X				
		Were sample detection limits reported for all analytes not detected?	X				
		Were all results for soil and sediment samples reported on a dry weight basis?			X		
		Were % moisture (or solids) reported for all soil and sediment samples?			X		
		Were bulk soils/solids samples for volatile analysis extracted with methanol per SW-846 Method 5035?			X		
		If required for the project, TICs reported?			X		
R4	O	Surrogate recovery data					
		Were surrogates added prior to extraction?	X				
		Were surrogate percent recoveries in all samples within the laboratory QC limits?	X				
R5	OI	Test reports/summary forms for blank samples					
		Were appropriate type(s) of blanks analyzed?	X				
		Were blanks analyzed at the appropriate frequency?	X				
		Were method blanks taken through the entire analytical process, including preparation and, if applicable, cleanup procedures?	X				
		Were blank concentrations < MQL?	X				
R6	OI	Laboratory control samples (LCS):					
		Were all COCs included in the LCS?	X				
		Was each LCS taken through the entire analytical procedure, including prep and cleanup steps?	X				
		Were LCSs analyzed at the required frequency?	X				
		Were LCS (and LCSD, if applicable) %Rs within the laboratory QC limits?	X				
		Does the detectability data document the laboratory's capability to detect the COCs at the MDL used to calculate the SDLs?	X				
		Was the LCSD RPD within QC limits?	X				
R7	OI	Matrix spike (MS) and matrix spike duplicate (MSD) data					
		Were the project/method specified analytes included in the MS and MSD?	X				
		Were MS/MSD analyzed at the appropriate frequency?		X			1
		Were MS (and MSD, if applicable) %Rs within the laboratory QC limits?	X				
		Were MS/MSD RPDs within laboratory QC limits?	X				
R8	OI	Analytical duplicate data					
		Were appropriate analytical duplicates analyzed for each matrix?			X		
		Were analytical duplicates analyzed at the appropriate frequency?			X		
		Were RPDs or relative standard deviations within the laboratory QC limits?			X		
R9	OI	Method quantitation limits (MQLs):					
		Are the MQLs for each method analyte included in the laboratory data package?	X				
		Do the MQLs correspond to the concentration of the lowest non-zero calibration standard?	X				
		Are unadjusted MQLs and DCSs included in the laboratory data package?	X				
R10	OI	Other problems/anomalies					
		Are all known problems/anomalies/special conditions noted in this LRC and ER?	X				2
		Were all necessary corrective actions performed for the reported data?	X				
		Was applicable and available technology used to lower the SDL and minimize the matrix interference affects on the sample results?	X				
		Is the laboratory NELAC-accredited under the Texas Laboratory Program for the analytes, matrices and methods associated with this laboratory data package?	X				

Laboratory Review Checklist: Supporting Data							
Laboratory Name: ALS Laboratory Group				LRC Date: 04/25/2025			
Project Name: Sentinel Wells GW				Laboratory Job Number: HS25040979			
Reviewer Name: Sebastian Lugo				Prep Batch Number(s): R511637, R511828			
# ¹	A ²	Description	Yes	No	NA ³	NR ⁴	ER# ⁵
S1	OI	Initial calibration (ICAL)					
		Were response factors and/or relative response factors for each analyte within QC limits?	X				
		Were percent RSDs or correlation coefficient criteria met?	X				
		Was the number of standards recommended in the method used for all analytes?	X				
		Were all points generated between the lowest and highest standard used to calculate the curve?	X				
		Are ICAL data available for all instruments used?	X				
		Has the initial calibration curve been verified using an appropriate second source standard?	X				
S2	OI	Initial and continuing calibration verification (ICCV and CCV) and continuing calibration blank (CCB)					
		Was the CCV analyzed at the method-required frequency?	X				
		Were percent differences for each analyte within the method-required QC limits?	X				
		Was the ICAL curve verified for each analyte?	X				
		Was the absolute value of the analyte concentration in the inorganic CCB < MDL?			X		
S3	O	Mass spectral tuning:					
		Was the appropriate compound for the method used for tuning?	X				
		Were ion abundance data within the method-required QC limits?	X				
S4	O	Internal standards (IS):					
		Were IS area counts and retention times within the method-required QC limits?	X				
S5	OI	Raw data (NELAC section 1 appendix A glossary, and section 5.12 or ISO/IEC 17025 section					
		Were the raw data (for example, chromatograms, spectral data) reviewed by an analyst?	X				
		Were data associated with manual integrations flagged on the raw data?	X				
S6	O	Dual column confirmation					
		Did dual column confirmation results meet the method-required QC?			X		
S7	O	Tentatively identified compounds (TICs):					
		If TICs were requested, were the mass spectra and TIC data subject to appropriate checks?			X		
S8	I	Interference Check Sample (ICS) results:					
		Were percent recoveries within method QC limits?			X		
S9	I	Serial dilutions, post digestion spikes, and method of standard additions					
		Were percent differences, recoveries, and the linearity within the QC limits specified in the method?			X		
S10	OI	Method detection limit (MDL) studies					
		Was a MDL study performed for each reported analyte?	X				
		Is the MDL either adjusted or supported by the analysis of DCSs?	X				
S11	OI	Proficiency test reports:					
		Was the laboratory's performance acceptable on the applicable proficiency tests or evaluation studies?	X				
S12	OI	Standards documentation					
		Are all standards used in the analyses NIST-traceable or obtained from other appropriate sources?	X				
S13	OI	Compound/analyte identification procedures					
		Are the procedures for compound/analyte identification documented?	X				
S14	OI	Demonstration of analyst competency (DOC)					
		Was DOC conducted consistent with NELAC Chapter 5C or ISO/IEC 4?	X				
		Is documentation of the analyst's competency up-to-date and on file?	X				
S15	OI	Verification/validation documentation for methods (NELAC Chap 5 or ISO/IEC 17025 Section 5)					
		Are all the methods used to generate the data documented, verified, and validated, where applicable?	X				
S16	OI	Laboratory standard operating procedures (SOPs):					
		Are laboratory SOPs current and on file for each method performed?	X				

Items identified by the letter "R" must be included in the laboratory data package submitted in the TRRP-required report(s). Items identified by the letter "S" should be retained and made available upon request for the appropriate retention period.

O = Organic Analyses; I = Inorganic Analyses (and general chemistry, when applicable);

NA = Not Applicable;

NR = Not Reviewed;

R# = Exception Report identification number (an Exception Report should be completed for an item if "NR" or "No" is checked).

Laboratory Review Checklist: Exception Reports

Laboratory Name: ALS Laboratory Group	LRC Date: 04/25/2025
Project Name: Sentinel Wells GW	Laboratory Job Number: HS25040979
Reviewer Name: Sebastian Lugo	Prep Batch Number(s): R511637, R511828

ER# ⁵	Description
1	Batch R511838, Volatiles by method SW8260, Insufficient sample received to perform MS/MSD. An LCS/LCSD was performed as batch quality control.
2	<p>Login notes: Sample date not on chain but on label as 04/17, logged in per label. DUP-01 not received, but CB-44_20250417_DUP received.</p> <p>Per client's email April 18, 2025, MW-CB-44_20250417_DUP_WG is to be logged in for DUP-01_20250417_FD_WG.</p>

Items identified by the letter "R" must be included in the laboratory data package submitted in the TRRP-required report(s). Items identified by the letter "S" should be retained and made available upon request for the appropriate retention period.
O = Organic Analyses; I = Inorganic Analyses (and general chemistry, when applicable);
NA = Not Applicable;
NR = Not Reviewed;
R# = Exception Report identification number (an Exception Report should be completed for an item if "NR" or "No" is checked).

Client: Rohm & Haas/Charlie Burch Dow
Project: Sentinel Wells GW
Work Order: HS25040979

SAMPLE SUMMARY

Lab Samp ID	Client Sample ID	Matrix	TagNo	Collection Date	Date Received	Hold
HS25040979-01	TB-01_20250417	Water	CG-032025 -808	17-Apr-2025 08:25	17-Apr-2025 16:50	<input type="checkbox"/>
HS25040979-02	MW-CB-48_20250417_N_WG	Groundwater	CG-032025 -808	17-Apr-2025 11:20	17-Apr-2025 16:50	<input type="checkbox"/>
HS25040979-03	MW-CB-45_20250417_N_WG	Groundwater	CG-032025 -808	17-Apr-2025 11:55	17-Apr-2025 16:50	<input type="checkbox"/>
HS25040979-04	MW-CB-44_20250417_N_WG	Groundwater	CG-032025 -808	17-Apr-2025 13:02	17-Apr-2025 16:50	<input type="checkbox"/>
HS25040979-05	MW-CB-40_20250417_N_WG	Groundwater	CG-032025 -808	17-Apr-2025 13:48	17-Apr-2025 16:50	<input type="checkbox"/>
HS25040979-06	DUP-01_20250417_FD_WG	Groundwater	CG-032025 -808	17-Apr-2025 00:00	17-Apr-2025 16:50	<input type="checkbox"/>
HS25040979-07	EB-01_20250417	Water	CG-032025 -808	17-Apr-2025 14:29	17-Apr-2025 16:50	<input type="checkbox"/>

Client: Rohm & Haas/Charlie Burch Dow
Project: Sentinel Wells GW
Sample ID: TB-01_20250417
Collection Date: 17-Apr-2025 08:25

ANALYTICAL REPORT
WorkOrder:HS25040979
Lab ID:HS25040979-01
Matrix:Water

ANALYSES	RESULT	QUAL	SDL	MQL	UNITS	DILUTION FACTOR	DATE ANALYZED
VOLATILES BY SW8260D		Method:SW8260D		Analyst: LC			
1,2-Dichloroethane	U		0.20	1.0	ug/L	1	23-Apr-2025 07:43
Surr: 1,2-Dichloroethane-d4	99.4			70-126	%REC	1	23-Apr-2025 07:43
Surr: 4-Bromofluorobenzene	103			77-113	%REC	1	23-Apr-2025 07:43
Surr: Dibromofluoromethane	92.6			77-123	%REC	1	23-Apr-2025 07:43
Surr: Toluene-d8	95.4			82-127	%REC	1	23-Apr-2025 07:43

Note: See Qualifiers Page for a list of qualifiers and their explanation.

Client: Rohm & Haas/Charlie Burch Dow
 Project: Sentinel Wells GW
 Sample ID: MW-CB-48_20250417_N_WG
 Collection Date: 17-Apr-2025 11:20

ANALYTICAL REPORT

WorkOrder:HS25040979
 Lab ID:HS25040979-02
 Matrix:Groundwater

ANALYSES	RESULT	QUAL	SDL	MQL	UNITS	DILUTION FACTOR	DATE ANALYZED
VOLATILES BY SW8260D		Method:SW8260D		Analyst: LC			
1,2-Dichloroethane		U	0.20	1.0	ug/L	1	23-Apr-2025 08:06
Surr: 1,2-Dichloroethane-d4	97.8			70-126	%REC	1	23-Apr-2025 08:06
Surr: 4-Bromofluorobenzene	102			77-113	%REC	1	23-Apr-2025 08:06
Surr: Dibromofluoromethane	95.1			77-123	%REC	1	23-Apr-2025 08:06
Surr: Toluene-d8	95.4			82-127	%REC	1	23-Apr-2025 08:06

Note: See Qualifiers Page for a list of qualifiers and their explanation.

Client: Rohm & Haas/Charlie Burch Dow
Project: Sentinel Wells GW
Sample ID: MW-CB-45_20250417_N_WG
Collection Date: 17-Apr-2025 11:55

ANALYTICAL REPORT
WorkOrder:HS25040979
Lab ID:HS25040979-03
Matrix:Groundwater

ANALYSES	RESULT	QUAL	SDL	MQL	UNITS	DILUTION FACTOR	DATE ANALYZED
VOLATILES BY SW8260D		Method:SW8260D		Analyst: LC			
1,2-Dichloroethane	U		0.20	1.0	ug/L	1	23-Apr-2025 08:29
Surr: 1,2-Dichloroethane-d4	98.7			70-126	%REC	1	23-Apr-2025 08:29
Surr: 4-Bromofluorobenzene	102			77-113	%REC	1	23-Apr-2025 08:29
Surr: Dibromofluoromethane	97.2			77-123	%REC	1	23-Apr-2025 08:29
Surr: Toluene-d8	94.2			82-127	%REC	1	23-Apr-2025 08:29

Note: See Qualifiers Page for a list of qualifiers and their explanation.

Client: Rohm & Haas/Charlie Burch Dow
 Project: Sentinel Wells GW
 Sample ID: MW-CB-44_20250417_N_WG
 Collection Date: 17-Apr-2025 13:02

ANALYTICAL REPORT

WorkOrder:HS25040979
 Lab ID:HS25040979-04
 Matrix:Groundwater

ANALYSES	RESULT	QUAL	SDL	MQL	UNITS	DILUTION FACTOR	DATE ANALYZED
VOLATILES BY SW8260D		Method:SW8260D		Analyst: FT			
1,2-Dichloroethane	U		0.20	1.0	ug/L	1	24-Apr-2025 23:21
Surr: 1,2-Dichloroethane-d4	107			70-126	%REC	1	24-Apr-2025 23:21
Surr: 4-Bromofluorobenzene	103			77-113	%REC	1	24-Apr-2025 23:21
Surr: Dibromofluoromethane	108			77-123	%REC	1	24-Apr-2025 23:21
Surr: Toluene-d8	99.4			82-127	%REC	1	24-Apr-2025 23:21

Note: See Qualifiers Page for a list of qualifiers and their explanation.

Client: Rohm & Haas/Charlie Burch Dow
Project: Sentinel Wells GW
Sample ID: MW-CB-40_20250417_N_WG
Collection Date: 17-Apr-2025 13:48

ANALYTICAL REPORT
WorkOrder:HS25040979
Lab ID:HS25040979-05
Matrix:Groundwater

ANALYSES	RESULT	QUAL	SDL	MQL	UNITS	DILUTION FACTOR	DATE ANALYZED
VOLATILES BY SW8260D		Method:SW8260D		Analyst: LC			
1,2-Dichloroethane	U		0.20	1.0	ug/L	1	23-Apr-2025 08:52
Surr: 1,2-Dichloroethane-d4	95.3			70-126	%REC	1	23-Apr-2025 08:52
Surr: 4-Bromofluorobenzene	102			77-113	%REC	1	23-Apr-2025 08:52
Surr: Dibromofluoromethane	94.7			77-123	%REC	1	23-Apr-2025 08:52
Surr: Toluene-d8	95.0			82-127	%REC	1	23-Apr-2025 08:52

Note: See Qualifiers Page for a list of qualifiers and their explanation.

Client: Rohm & Haas/Charlie Burch Dow
Project: Sentinel Wells GW
Sample ID: DUP-01_20250417_FD_WG
Collection Date: 17-Apr-2025 00:00

ANALYTICAL REPORT
WorkOrder:HS25040979
Lab ID:HS25040979-06
Matrix:Groundwater

ANALYSES	RESULT	QUAL	SDL	MQL	UNITS	DILUTION FACTOR	DATE ANALYZED
VOLATILES BY SW8260D		Method:SW8260D		Analyst: FT			
1,2-Dichloroethane	U		0.20	1.0	ug/L	1	24-Apr-2025 23:44
Surr: 1,2-Dichloroethane-d4	107			70-126	%REC	1	24-Apr-2025 23:44
Surr: 4-Bromofluorobenzene	103			77-113	%REC	1	24-Apr-2025 23:44
Surr: Dibromofluoromethane	109			77-123	%REC	1	24-Apr-2025 23:44
Surr: Toluene-d8	99.6			82-127	%REC	1	24-Apr-2025 23:44

Note: See Qualifiers Page for a list of qualifiers and their explanation.

Client: Rohm & Haas/Charlie Burch Dow
 Project: Sentinel Wells GW
 Sample ID: EB-01_20250417
 Collection Date: 17-Apr-2025 14:29

ANALYTICAL REPORT

WorkOrder:HS25040979
 Lab ID:HS25040979-07
 Matrix:Water

ANALYSES	RESULT	QUAL	SDL	MQL	UNITS	DILUTION FACTOR	DATE ANALYZED
VOLATILES BY SW8260D		Method:SW8260D		Analyst: FT			
1,2-Dichloroethane	U		0.20	1.0	ug/L	1	25-Apr-2025 00:07
Surr: 1,2-Dichloroethane-d4	109			70-126	%REC	1	25-Apr-2025 00:07
Surr: 4-Bromofluorobenzene	101			77-113	%REC	1	25-Apr-2025 00:07
Surr: Dibromofluoromethane	106			77-123	%REC	1	25-Apr-2025 00:07
Surr: Toluene-d8	99.7			82-127	%REC	1	25-Apr-2025 00:07

Note: See Qualifiers Page for a list of qualifiers and their explanation.

Client: Rohm & Haas/Charlie Burch Dow
Project: Sentinel Wells GW
WorkOrder: HS25040979

DATES REPORT

Sample ID	Client Samp ID	Collection Date	Leachate Date	Prep Date	Analysis Date	DF
Batch ID: R511637 (0)		Test Name : VOLATILES BY SW8260D			Matrix: Groundwater	
HS25040979-02	MW-CB-48_20250417_N_WG17	Apr 2025 11:20			23 Apr 2025 08:06	1
HS25040979-03	MW-CB-45_20250417_N_WG17	Apr 2025 11:55			23 Apr 2025 08:29	1
HS25040979-05	MW-CB-40_20250417_N_WG17	Apr 2025 13:48			23 Apr 2025 08:52	1
Batch ID: R511637 (0)		Test Name : VOLATILES BY SW8260D			Matrix: Water	
HS25040979-01	TB-01_20250417	17 Apr 2025 08:25			23 Apr 2025 07:43	1
Batch ID: R511838 (0)		Test Name : VOLATILES BY SW8260D			Matrix: Water	
HS25040979-07	EB-01_20250417	17 Apr 2025 14:29			25 Apr 2025 00:07	1
Batch ID: R511838 (0)		Test Name : VOLATILES BY SW8260D			Matrix: Groundwater	
HS25040979-04	MW-CB-44_20250417_N_WG17	Apr 2025 13:02			24 Apr 2025 23:21	1
HS25040979-06	DUP-01_20250417_FD_WG	17 Apr 2025 00:00			24 Apr 2025 23:44	1

WorkOrder: HS25040979
 InstrumentID: VOA13
 Test Code: 8260D_W
 Test Number: SW8260D
 Test Name: Volatiles by SW8260D

**METHOD DETECTION /
 REPORTING LIMITS**

Matrix: Aqueous

Units: µg/L

Type	Analyte	CAS	DCS Spike	DCS	MDL	PQL
A	1,2-Dichloroethane	107-06-2	0.50	0.48	0.20	1.0
S	1,2-Dichloroethane-d4	17060-07-0	0	0	0	0
S	4-Bromofluorobenzene	460-00-4	0	0	0	0
S	Dibromofluoromethane	1868-53-7	0	0	0	0
S	Toluene-d8	2037-26-5	0	0	0	0

Client: Rohm & Haas/Charlie Burch Dow
Project: Sentinel Wells GW
WorkOrder: HS25040979

QC BATCH REPORT

Batch ID: R511637 (0)		Instrument: VOA13		Method: VOLATILES BY SW8260D						
MBLK	Sample ID: VBLKW-250422	Units: ug/L			Analysis Date: 23-Apr-2025 02:45					
Client ID:	Run ID: VOA13_511637	SeqNo: 8794676		PrepDate:		DF: 1				
Analyte	Result	MQL	SPK Val	SPK Ref Value	%REC	Control Limit	RPD Ref Value	%RPD	RPD Limit	Qual
1,2-Dichloroethane	U	1.0								
<i>Surr: 1,2-Dichloroethane-d4</i>	48.91	0	50	0	97.8	70 - 130				
<i>Surr: 4-Bromofluorobenzene</i>	51.14	0	50	0	102	70 - 130				
<i>Surr: Dibromofluoromethane</i>	46.63	0	50	0	93.3	70 - 130				
<i>Surr: Toluene-d8</i>	48	0	50	0	96.0	70 - 130				
LCS	Sample ID: VLCSW-250422	Units: ug/L			Analysis Date: 23-Apr-2025 01:36					
Client ID:	Run ID: VOA13_511637	SeqNo: 8794674		PrepDate:		DF: 1				
Analyte	Result	MQL	SPK Val	SPK Ref Value	%REC	Control Limit	RPD Ref Value	%RPD	RPD Limit	Qual
1,2-Dichloroethane	20.59	1.0	20	0	103	70 - 130				
<i>Surr: 1,2-Dichloroethane-d4</i>	49.92	0	50	0	99.8	70 - 130				
<i>Surr: 4-Bromofluorobenzene</i>	50.82	0	50	0	102	70 - 130				
<i>Surr: Dibromofluoromethane</i>	46.59	0	50	0	93.2	70 - 130				
<i>Surr: Toluene-d8</i>	48.24	0	50	0	96.5	70 - 130				
LCSD	Sample ID: VLCSDW-250422	Units: ug/L			Analysis Date: 23-Apr-2025 01:59					
Client ID:	Run ID: VOA13_511637	SeqNo: 8794675		PrepDate:		DF: 1				
Analyte	Result	MQL	SPK Val	SPK Ref Value	%REC	Control Limit	RPD Ref Value	%RPD	RPD Limit	Qual
1,2-Dichloroethane	22.13	1.0	20	0	111	70 - 130	20.59	7.23	20	
<i>Surr: 1,2-Dichloroethane-d4</i>	49.3	0	50	0	98.6	70 - 130	49.92	1.24	20	
<i>Surr: 4-Bromofluorobenzene</i>	50.2	0	50	0	100	70 - 130	50.82	1.22	20	
<i>Surr: Dibromofluoromethane</i>	45.53	0	50	0	91.1	70 - 130	46.59	2.3	20	
<i>Surr: Toluene-d8</i>	48.06	0	50	0	96.1	70 - 130	48.24	0.374	20	

Client: Rohm & Haas/Charlie Burch Dow
Project: Sentinel Wells GW
WorkOrder: HS25040979

QC BATCH REPORT

Batch ID: R511637 (0) **Instrument:** VOA13 **Method:** VOLATILES BY SW8260D

MS		Sample ID: HS25040979-05MS		Units: ug/L		Analysis Date: 23-Apr-2025 10:47			
Client ID: MW-CB-40_20250417_N_WG		Run ID: VOA13_511637		SeqNo: 8794681		PrepDate:		DF: 1	
Analyte	Result	MQL	SPK Val	SPK Ref Value	%REC	Control Limit	RPD Ref Value	%RPD	RPD Limit Qual
1,2-Dichloroethane	24.18	1.0	20	0	121	70 - 130			
Surr: 1,2-Dichloroethane-d4	48.48	0	50	0	97.0	70 - 130			
Surr: 4-Bromofluorobenzene	49.43	0	50	0	98.9	70 - 130			
Surr: Dibromofluoromethane	43.94	0	50	0	87.9	70 - 130			
Surr: Toluene-d8	47.9	0	50	0	95.8	70 - 130			

MSD		Sample ID: HS25040979-05MSD		Units: ug/L		Analysis Date: 23-Apr-2025 11:10			
Client ID: MW-CB-40_20250417_N_WG		Run ID: VOA13_511637		SeqNo: 8794682		PrepDate:		DF: 1	
Analyte	Result	MQL	SPK Val	SPK Ref Value	%REC	Control Limit	RPD Ref Value	%RPD	RPD Limit Qual
1,2-Dichloroethane	23.85	1.0	20	0	119	70 - 130	24.18	1.36	20
Surr: 1,2-Dichloroethane-d4	49.54	0	50	0	99.1	70 - 130	48.48	2.17	20
Surr: 4-Bromofluorobenzene	50.15	0	50	0	100	70 - 130	49.43	1.45	20
Surr: Dibromofluoromethane	44.72	0	50	0	89.4	70 - 130	43.94	1.76	20
Surr: Toluene-d8	47.66	0	50	0	95.3	70 - 130	47.9	0.498	20

The following samples were analyzed in this batch: HS25040979-01 HS25040979-02 HS25040979-03 HS25040979-05

Client: Rohm & Haas/Charlie Burch Dow
Project: Sentinel Wells GW
WorkOrder: HS25040979

QC BATCH REPORT

Batch ID: R511838 (0)	Instrument: VOA13	Method: VOLATILES BY SW8260D
--------------------------------	--------------------------	-------------------------------------

MBLK	Sample ID: MBLK-250424	Units: ug/L	Analysis Date: 24-Apr-2025 16:51							
Client ID:	Run ID: VOA13_511838	SeqNo: 8798980	PrepDate: DF: 1							
Analyte	Result	MQL	SPK Val	SPK Ref Value	%REC	Control Limit	RPD Ref Value	%RPD	RPD Limit	Qual

1,2-Dichloroethane	U	1.0								
Surr: 1,2-Dichloroethane-d4	55.66	0	50	0	111	70 - 130				
Surr: 4-Bromofluorobenzene	49.58	0	50	0	99.2	70 - 130				
Surr: Dibromofluoromethane	59.18	0	50	0	118	70 - 130				
Surr: Toluene-d8	50.19	0	50	0	100	70 - 130				

LCS	Sample ID: LCS-250424	Units: ug/L	Analysis Date: 24-Apr-2025 15:42							
Client ID:	Run ID: VOA13_511838	SeqNo: 8798978	PrepDate: DF: 1							
Analyte	Result	MQL	SPK Val	SPK Ref Value	%REC	Control Limit	RPD Ref Value	%RPD	RPD Limit	Qual

1,2-Dichloroethane	96.18	1.0	100	0	96.2	70 - 130				
Surr: 1,2-Dichloroethane-d4	50.32	0	50	0	101	70 - 130				
Surr: 4-Bromofluorobenzene	51.05	0	50	0	102	70 - 130				
Surr: Dibromofluoromethane	50.14	0	50	0	100	70 - 130				
Surr: Toluene-d8	50.35	0	50	0	101	70 - 130				

LCSD	Sample ID: LCSD-250424	Units: ug/L	Analysis Date: 24-Apr-2025 16:05							
Client ID:	Run ID: VOA13_511838	SeqNo: 8798979	PrepDate: DF: 1							
Analyte	Result	MQL	SPK Val	SPK Ref Value	%REC	Control Limit	RPD Ref Value	%RPD	RPD Limit	Qual

1,2-Dichloroethane	96.63	1.0	100	0	96.6	70 - 130	96.18	0.465	20	
Surr: 1,2-Dichloroethane-d4	50.43	0	50	0	101	70 - 130	50.32	0.23	20	
Surr: 4-Bromofluorobenzene	49.58	0	50	0	99.2	70 - 130	51.05	2.92	20	
Surr: Dibromofluoromethane	49.7	0	50	0	99.4	70 - 130	50.14	0.889	20	
Surr: Toluene-d8	49.99	0	50	0	100.0	70 - 130	50.35	0.706	20	

The following samples were analyzed in this batch: HS25040979-04 HS25040979-06 HS25040979-07

Client: Rohm & Haas/Charlie Burch Dow
Project: Sentinel Wells GW
WorkOrder: HS25040979

**QUALIFIERS,
ACRONYMS, UNITS**

Qualifier	Description
*	Value exceeds Regulatory Limit
a	Not accredited
B	Analyte detected in the associated Method Blank above the Reporting Limit
E	Value above quantitation range
H	Analyzed outside of Holding Time
J	Analyte detected below quantitation limit
M	Manually integrated, see raw data for justification
n	Not offered for accreditation
ND	Not Detected at the Reporting Limit
O	Sample amount is > 4 times amount spiked
P	Dual Column results percent difference > 40%
R	RPD above laboratory control limit
S	Spike Recovery outside laboratory control limits
U	Analyzed but not detected above the MDL/SDL

Acronym	Description
DCS	Detectability Check Study
DUP	Method Duplicate
LCS	Laboratory Control Sample
LCSD	Laboratory Control Sample Duplicate
MBLK	Method Blank
MDL	Method Detection Limit
MQL	Method Quantitation Limit
MS	Matrix Spike
MSD	Matrix Spike Duplicate
PDS	Post Digestion Spike
PQL	Practical Quantitation Limit
SD	Serial Dilution
SDL	Sample Detection Limit
TRRP	Texas Risk Reduction Program

CERTIFICATIONS,ACCREDITATIONS & LICENSES

Agency	Number	Expire Date
Arizona	AZ0793	27-May-2026
Arkansas	88-00356_2024	17-Mar-2026
California	2919; 2025	30-Apr-2025
Dept of Defense	L24-240	30-Apr-2026
Dept of Defense	L24-239	30-Apr-2026
Florida	E87611-38	30-Jun-2025
Illinois	2000322023-11	31-Jul-2025
Kansas	E-10352 2023-2024	31-Jul-2025
Kentucky	123043	30-Apr-2025
Louisiana	03087 2023-2024	30-Jun-2025
Maine	2024017	23-Jun-2026
Michigan	9971	30-Apr-2025
Minnesota	2856348	31-Dec-2025
Missouri	136	30-Sep-2026
Nebraska	NE-OS-25-13	30-Apr-2025
New Hampshire	209425	24-Apr-2026
New Jersey	TX008	30-Jun-2025
North Carolina	624 - 2024	31-Dec-2025
North Dakota	R-193 2023-2024	30-Sep-2025
Oklahoma	2023-140	31-Aug-2025
Pennsylvania	018	30-Jun-2025
Tennessee	04016	30-Apr-2025
Texas	T104704231 TX-C24-00130	30-Apr-2026
Utah	TX026932023-14	31-Jul-2025

Sample Receipt Checklist

Work Order ID: HS25040979

Date/Time Received: **17-Apr-2025 16:50**

Client Name: Rohm & Haas-Dow Spring

Received by: **Donald Gilmore**

Completed By: <u>/S/ Sebastian Lugo</u>	18-Apr-2025 12:29	Reviewed by: <u>/S/ Caden.Lafontaine</u>	18-Apr-2025 15:47
eSignature	Date/Time	eSignature	Date/Time

Matrices: **GW,W**

Carrier name: **ALS Courier**

- | | | | |
|---|---|-----------------------------|---|
| Shipping container/cooler in good condition? | Yes <input checked="" type="checkbox"/> | No <input type="checkbox"/> | Not Present <input type="checkbox"/> |
| Custody seals intact on shipping container/cooler? | Yes <input type="checkbox"/> | No <input type="checkbox"/> | Not Present <input checked="" type="checkbox"/> |
| Custody seals intact on sample bottles? | Yes <input type="checkbox"/> | No <input type="checkbox"/> | Not Present <input checked="" type="checkbox"/> |
| VOA/TX1005/TX1006 Solids in hermetically sealed vials? | Yes <input type="checkbox"/> | No <input type="checkbox"/> | Not Present <input checked="" type="checkbox"/> |
| Chain of custody present? | Yes <input checked="" type="checkbox"/> | No <input type="checkbox"/> | 1 Page(s) |
| Chain of custody signed when relinquished and received? | Yes <input checked="" type="checkbox"/> | No <input type="checkbox"/> | COC IDs:328578 |
| Samplers name present on COC? | Yes <input checked="" type="checkbox"/> | No <input type="checkbox"/> | |
| Chain of custody agrees with sample labels? | Yes <input checked="" type="checkbox"/> | No <input type="checkbox"/> | |
| Samples in proper container/bottle? | Yes <input checked="" type="checkbox"/> | No <input type="checkbox"/> | |
| Sample containers intact? | Yes <input checked="" type="checkbox"/> | No <input type="checkbox"/> | |
| Sufficient sample volume for indicated test? | Yes <input checked="" type="checkbox"/> | No <input type="checkbox"/> | |
| All samples received within holding time? | Yes <input checked="" type="checkbox"/> | No <input type="checkbox"/> | |
| Container/Temp Blank temperature in compliance? | Yes <input checked="" type="checkbox"/> | No <input type="checkbox"/> | |

Temperature(s)/Thermometer(s):	5.1c UC/C
Cooler(s)/Kit(s):	53475
Date/Time sample(s) sent to storage:	04/18/2025 1300
Water - VOA vials have zero headspace?	Yes <input checked="" type="checkbox"/> No <input type="checkbox"/> No VOA vials submitted <input type="checkbox"/>
Water - pH acceptable upon receipt?	Yes <input checked="" type="checkbox"/> No <input type="checkbox"/> N/A <input type="checkbox"/>
pH adjusted?	Yes <input type="checkbox"/> No <input checked="" type="checkbox"/> N/A <input type="checkbox"/>
pH adjusted by:	<div style="border: 1px solid black; height: 20px; width: 100%;"></div>

Login Notes: Sample date not on chain but on label as 04/17, logged in per label. DUP-01 not received, but CB-44_20250417_DUP received.

Client Contacted:	Date Contacted:	Person Contacted:
Contacted By:	Regarding:	
Comments:		
Corrective Action:		



Cincinnati, OH
+1 513 733 5336

Fort Collins, CO
+1 970 490 1511

Everett, WA
+1 425 356 2600

Holland, MI
+1 616 399 6070

Chain of Custody Form

Page of

COC ID: 328578

Houston, TX
+1 281 530 5656


Spring City, PA
+1 610 948 4903

Middletown, PA
+1 717 944 5541

Salt Lake City, UT
+1 801 266 7700

South Charleston, WV
+1 304 356 3168

York, PA
+1 717 505 5280

Customer Information		Project Information		ALS Project Manager:												ALS Work Order #:												
Parameter/Method Request for Analysis																												
Purchase Order	Script	Project Name	Dow Charlie Burch Effluent	A	8260D_W (10 Compounds 8260) ^{SL} (1-2DCA) 09/18/25																							
Work Order		Project Number		B	8270_Min_W (2 compounds 8270)																							
Company Name	Rohm & Haas/Charlie Burch Dow	Bill To Company	Rohm & Haas Chemicals	C	PH_WM4500H+B																							
Send Report To	Josh McFarlain	Invoice Attn	Accounts Payable	D																								
Address	25520 Richards Road	Address	400 ARCOLA ROAD	E	<p style="text-align: center;">HS25040979</p> <p style="text-align: center;">Rohm & Haas/Charlie Burch Dow Sentinel Wells GW</p> 																							
	City/State/Zip		Spring, TX 77386	City/State/Zip																								
Phone		Phone		G																								
Fax		Fax		H																								
e-Mail Address	joshua.mcfarlain@jacobs.com	e-Mail Address	FUSCRIP@dow.com	I																								
				J																								

No.	Sample Description	Date	Time	Matrix	Pres.	# Bottles	A	B	C	D	E	F	G	H	I	J	Hold
1	FFIP Block TB-01-20250417		0825	Water		2	X										
2	MW-CB-48-20250417-N-WG		1120	GW	HCL	3	X										
3	MW-CB-45-20250417-N-WG		1155	GW	HCL	3	X										
4	MW-CB-44-20250417-N-WG		1302	GW	HCL	3	X										
5	MW-CB-44-20250417-FD-WG		1302	GW													
6	MW-CB-40-20250417-N-WG		1348	GW	HCL	9	X										
7	MW-CB-40-20250417-SW-WG		1348														
8	MW-CB-42-20250417-SW-WG		1348														
9	DUP-01-20250417-FD-WG		1429	Water		3	X										
10	EB-01-20250417		1429	Water		3	X										

Sampler(s) Please Print & Sign		Shipment Method		Required Turnaround Time: (Check Box)				Results Due Date:			
				<input checked="" type="checkbox"/> STD 10 Wk Days <input type="checkbox"/> 5 Wk Days <input type="checkbox"/> 2 Wk Days <input type="checkbox"/> 24 Hour							
Relinquished by:	Date:	Time:	Received by:	Notes:							
Matt Wilk w/s/w	4/17/25	1555	D.S.	Charlie Burch							
Relinquished by:	Date:	Time:	Received by (Laboratory):	Cooler ID	Cooler Temp.	QC Package: (Check One Box Below)					
D.S.	4/17/25	1650	D.S.	53475	5.1	<input type="checkbox"/> Level II Std QC	<input checked="" type="checkbox"/> TRAP Checklist				
Logged by (Laboratory):	Date:	Time:	Checked by (Laboratory):	<input type="checkbox"/> Level III Std QC/Raw Data							
	DL			<input type="checkbox"/> TRAP Level IV							
Preservative Key: 1-HCl 2-HNO ₃ 3-H ₂ SO ₄ 4-NaOH 5-Na ₂ S ₂ O ₃ 6-NaHSO ₄ 7-Other 8-4°C 9-5035				<input type="checkbox"/> Level IV Sample/CLP							
				Other: <u>139</u>							

- Note: 1. Any changes must be made in writing once samples and COC Form have been submitted to ALS Environmental.
 2. Unless otherwise agreed in a formal contract, services provided by ALS Environmental are expressly limited to the terms and conditions stated on the reverse.
 3. The Chain of Custody is a legal document. All information must be completed accurately.

CL-00

Copyright 2011 by ALS Environmental.



right solutions.
right partner.

10450 Stancliff Rd. Suite 210
Houston, TX 77099
T: +1 281 530 5656
F: +1 281 530 5887

October 10, 2025

John Ynfante
Rohm & Haas/Charlie Burch Dow
25520 Richards Road
Spring, TX 77386

Work Order: **HS25091271**

Laboratory Results for: **Dow Charlie Burch 2H2025**

Dear John Ynfante,

ALS Environmental received 6 sample(s) on Sep 26, 2025 for the analysis presented in the following report.

This is a REVISED REPORT. Please see the Case Narrative for discussion concerning this revision.

Regards,

Generated By: DAYNA.FISHER
Sebastian Lugo
Project Manager

Client: Rohm & Haas/Charlie Burch Dow
Project: Dow Charlie Burch 2H2025
WorkOrder: HS25091271

**TRRP Laboratory Data
Package Cover Page**

This data package consists of all or some of the following as applicable:

This signature page, the laboratory review checklist, and the following reportable data:

- R1 Field chain-of-custody documentation;
- R2 Sample identification cross-reference;
- R3 Test reports (analytical data sheets) for each environmental sample that includes:
 - a) Items consistent with NELAC Chapter 5,
 - b) dilution factors,
 - c) preparation methods,
 - d) cleanup methods, and
 - e) if required for the project, tentatively identified compounds (TICs).
- R4 Surrogate recovery data including:
 - a) Calculated recovery (%R), and
 - b) The laboratory's surrogate QC limits.
- R5 Test reports/summary forms for blank samples;
- R6 Test reports/summary forms for laboratory control samples (LCSs) including:
 - a) LCS spiking amounts,
 - b) Calculated %R for each analyte, and
 - c) The laboratory's LCS QC limits.
- R7 Test reports for project matrix spike/matrix spike duplicates (MS/MSDs) including:
 - a) Samples associated with the MS/MSD clearly identified,
 - b) MS/MSD spiking amounts,
 - c) Concentration of each MS/MSD analyte measured in the parent and spiked samples,
 - d) Calculated %Rs and relative percent differences (RPDs), and
 - e) The laboratory's MS/MSD QC limits.
- R8 Laboratory analytical duplicate (if applicable) recovery and precision:
 - a) the amount of analyte measured in the duplicate,
 - b) the calculated RPD, and
 - c) the laboratory's QC limits for analytical duplicates.
- R9 List of method quantitation limits (MQLs) and detectability check sample results for each analyte for each method and matrix.
- R10 Other problems or anomalies.
The Exception Report for each "No" or "Not Reviewed (NR)" item in Laboratory Review Checklist and for each analyte, matrix, and method for which the laboratory does not hold NELAC accreditation under the Texas Laboratory Accreditation Program.

Client: Rohm & Haas/Charlie Burch Dow
Project: Dow Charlie Burch 2H2025
WorkOrder: HS25091271

**TRRP Laboratory Data
Package Cover Page**

Release Statement: I am responsible for the release of this laboratory data package. This laboratory is NELAC accredited under the Texas Laboratory Accreditation Program for all the methods, analytes and matrices reported in this data package except as noted in the Exception Reports. The data have been reviewed and are technically compliant with the requirements of the methods used, except where noted by the laboratory in the attached exception reports. By my signature below, I affirm to the best of my knowledge, all problems/anomalies, observed by the laboratory have been identified by the laboratory in the Laboratory Review Checklist, and no information affecting the quality of the data has been knowingly withheld.

Check, if applicable: [NA] This laboratory meets an exception under 30 TAC §25.6 and was last inspected by TCEQ or _____ on (enter date of last inspection). Any findings affecting the data in this laboratory data package are noted in the Exception Reports herein. The official signing the cover page of the report in which these data are used is responsible for releasing this data package and is by signature affirming the above release statement is true.



Sebastian Lugo
Project Manager

Laboratory Review Checklist: Reportable Data

Laboratory Name: ALS Laboratory Group			LRC Date: 10/10/2025				
Project Name: Dow Charlie Burch 2H2025			Laboratory Job Number: HS25091271				
Reviewer Name: Sebastian Lugo			Prep Batch Number(s): R522925				
# ¹	A ²	Description	Yes	No	NA ³	NR ⁴	ER# ⁵
R1	OI	Chain-of-custody (C-O-C)					
		Did samples meet the laboratory's standard conditions of sample acceptability upon receipt?	X				
		Were all departures from standard conditions described in an exception report?	X				
R2	OI	Sample and quality control (QC) identification					
		Are all field sample ID numbers cross-referenced to the laboratory ID numbers?	X				
		Are all laboratory ID numbers cross-referenced to the corresponding QC data?	X				
R3	OI	Test reports					
		Were all samples prepared and analyzed within holding times?	X				
		Other than those results < MQL, were all other raw values bracketed by calibration standards?	X				
		Were calculations checked by a peer or supervisor?	X				
		Were all analyte identifications checked by a peer or supervisor?	X				
		Were sample detection limits reported for all analytes not detected?	X				
		Were all results for soil and sediment samples reported on a dry weight basis?			X		
		Were % moisture (or solids) reported for all soil and sediment samples?			X		
		Were bulk soils/solids samples for volatile analysis extracted with methanol per SW-846 Method 5035?			X		
		If required for the project, TICs reported?			X		
R4	O	Surrogate recovery data					
		Were surrogates added prior to extraction?	X				
		Were surrogate percent recoveries in all samples within the laboratory QC limits?	X				
R5	OI	Test reports/summary forms for blank samples					
		Were appropriate type(s) of blanks analyzed?	X				
		Were blanks analyzed at the appropriate frequency?	X				
		Were method blanks taken through the entire analytical process, including preparation and, if applicable, cleanup procedures?	X				
		Were blank concentrations < MQL?	X				
R6	OI	Laboratory control samples (LCS):					
		Were all COCs included in the LCS?	X				
		Was each LCS taken through the entire analytical procedure, including prep and cleanup steps?	X				
		Were LCSs analyzed at the required frequency?	X				
		Were LCS (and LCSD, if applicable) %Rs within the laboratory QC limits?	X				
		Does the detectability data document the laboratory's capability to detect the COCs at the MDL used to calculate the SDLs?	X				
		Was the LCSD RPD within QC limits?	X				
R7	OI	Matrix spike (MS) and matrix spike duplicate (MSD) data					
		Were the project/method specified analytes included in the MS and MSD?	X				
		Were MS/MSD analyzed at the appropriate frequency?	X				
		Were MS (and MSD, if applicable) %Rs within the laboratory QC limits?		X			1
		Were MS/MSD RPDs within laboratory QC limits?	X				
R8	OI	Analytical duplicate data					
		Were appropriate analytical duplicates analyzed for each matrix?			X		
		Were analytical duplicates analyzed at the appropriate frequency?			X		
		Were RPDs or relative standard deviations within the laboratory QC limits?			X		
R9	OI	Method quantitation limits (MQLs):					
		Are the MQLs for each method analyte included in the laboratory data package?	X				
		Do the MQLs correspond to the concentration of the lowest non-zero calibration standard?	X				
		Are unadjusted MQLs and DCSs included in the laboratory data package?	X				
R10	OI	Other problems/anomalies					
		Are all known problems/anomalies/special conditions noted in this LRC and ER?	X				2
		Were all necessary corrective actions performed for the reported data?	X				
		Was applicable and available technology used to lower the SDL and minimize the matrix interference affects on the sample results?	X				
		Is the laboratory NELAC-accredited under the Texas Laboratory Program for the analytes, matrices and methods associated with this laboratory data package?	X				

Items identified by the letter "R" must be included in the laboratory data package submitted in the TRRP-required report(s). Items identified by the letter "S" should be retained and made available upon request for the appropriate retention period.

O = Organic Analyses; I = Inorganic Analyses (and general chemistry, when applicable); NA = Not Applicable; NR = Not Reviewed; R# = Exception Report identification number (an Exception Report should be completed for an item if "NR" or "No" is checked).

Laboratory Review Checklist: Supporting Data

Laboratory Name: ALS Laboratory Group		LRC Date: 10/10/2025					
Project Name: Dow Charlie Burch 2H2025		Laboratory Job Number: HS25091271					
Reviewer Name: Sebastian Lugo		Prep Batch Number(s): R522925					
# ¹	A ²	Description	Yes	No	NA ³	NR ⁴	ER# ⁵
S1	OI	Initial calibration (ICAL)					
		Were response factors and/or relative response factors for each analyte within QC limits?	X				
		Were percent RSDs or correlation coefficient criteria met?	X				
		Was the number of standards recommended in the method used for all analytes?	X				
		Were all points generated between the lowest and highest standard used to calculate the curve?	X				
		Are ICAL data available for all instruments used?	X				
		Has the initial calibration curve been verified using an appropriate second source standard?	X				
S2	OI	Initial and continuing calibration verification (ICCV and CCV) and continuing calibration blank (CCB)					
		Was the CCV analyzed at the method-required frequency?	X				
		Were percent differences for each analyte within the method-required QC limits?	X				
		Was the ICAL curve verified for each analyte?	X				
		Was the absolute value of the analyte concentration in the inorganic CCB < MDL?			X		
S3	O	Mass spectral tuning:					
		Was the appropriate compound for the method used for tuning?	X				
		Were ion abundance data within the method-required QC limits?	X				
S4	O	Internal standards (IS):					
		Were IS area counts and retention times within the method-required QC limits?	X				
S5	OI	Raw data (NELAC section 1 appendix A glossary, and section 5.12 or ISO/IEC 17025 section					
		Were the raw data (for example, chromatograms, spectral data) reviewed by an analyst?	X				
		Were data associated with manual integrations flagged on the raw data?	X				
S6	O	Dual column confirmation					
		Did dual column confirmation results meet the method-required QC?			X		
S7	O	Tentatively identified compounds (TICs):					
		If TICs were requested, were the mass spectra and TIC data subject to appropriate checks?			X		
S8	I	Interference Check Sample (ICS) results:					
		Were percent recoveries within method QC limits?			X		
S9	I	Serial dilutions, post digestion spikes, and method of standard additions					
		Were percent differences, recoveries, and the linearity within the QC limits specified in the method?			X		
S10	OI	Method detection limit (MDL) studies					
		Was a MDL study performed for each reported analyte?	X				
		Is the MDL either adjusted or supported by the analysis of DCSs?	X				
S11	OI	Proficiency test reports:					
		Was the laboratory's performance acceptable on the applicable proficiency tests or evaluation studies?	X				
S12	OI	Standards documentation					
		Are all standards used in the analyses NIST-traceable or obtained from other appropriate sources?	X				
S13	OI	Compound/analyte identification procedures					
		Are the procedures for compound/analyte identification documented?	X				
S14	OI	Demonstration of analyst competency (DOC)					
		Was DOC conducted consistent with NELAC Chapter 5C or ISO/IEC 4?	X				
		Is documentation of the analyst's competency up-to-date and on file?	X				
S15	OI	Verification/validation documentation for methods (NELAC Chap 5 or ISO/IEC 17025 Section 5)					
		Are all the methods used to generate the data documented, verified, and validated, where applicable?	X				
S16	OI	Laboratory standard operating procedures (SOPs):					
		Are laboratory SOPs current and on file for each method performed?	X				

Items identified by the letter "R" must be included in the laboratory data package submitted in the TRRP-required report(s). Items identified by the letter "S" should be retained and made available upon request for the appropriate retention period.
O = Organic Analyses; I = Inorganic Analyses (and general chemistry, when applicable);
NA = Not Applicable; NR = Not Reviewed;
R# = Exception Report identification number (an Exception Report should be completed for an item if "NR" or "No" is checked).

Laboratory Review Checklist: Exception Reports

Laboratory Name: ALS Laboratory Group		LRC Date: 10/10/2025
Project Name: Dow Charlie Burch 2H2025		Laboratory Number: HS25091271
Reviewer Name: Sebastian Lugo		Prep Batch Number(s): R522925
ER# ⁵	Description	
1	Batch R522925, Volatiles Method SW8260, sample HS25091273-08, MS and MSD were performed on unrelated sample	
2	Revised October 10, 2025, to update the reporting units from ug/L to mg/L.	
<p>Items identified by the letter "R" must be included in the laboratory data package submitted in the TRRP-required report(s). Items identified by the letter "S" should be retained and made available upon request for the appropriate retention period.</p> <p>O = Organic Analyses; I = Inorganic Analyses (and general chemistry, when applicable); NA = Not Applicable; NR = Not Reviewed; R# = Exception Report identification number (an Exception Report should be completed for an item if "NR" or "No" is checked).</p>		

Client: Rohm & Haas/Charlie Burch Dow
Project: Dow Charlie Burch 2H2025
Work Order: HS25091271

SAMPLE SUMMARY

Lab Samp ID	Client Sample ID	Matrix	TagNo	Collection Date	Date Received	Hold
HS25091271-01	TB-03_20250926	Water	CG-081225 -418	26-Sep-2025 12:00	26-Sep-2025 16:30	<input type="checkbox"/>
HS25091271-02	MW-CB-28A_20250926_N_WG	Water		26-Sep-2025 12:15	26-Sep-2025 16:30	<input type="checkbox"/>
HS25091271-03	MW-CB-50A_20250926_N_WG	Water		26-Sep-2025 12:30	26-Sep-2025 16:30	<input type="checkbox"/>
HS25091271-04	DUP-04_20250926_FD_WQ	Water		26-Sep-2025 00:00	26-Sep-2025 16:30	<input type="checkbox"/>
HS25091271-05	MW-CB-6BS_20250926_N_WG	Water		26-Sep-2025 14:00	26-Sep-2025 16:30	<input type="checkbox"/>
HS25091271-06	MW-CB-25A_20250926_N_WG	Water		26-Sep-2025 14:15	26-Sep-2025 16:30	<input type="checkbox"/>

Client: Rohm & Haas/Charlie Burch Dow
Project: Dow Charlie Burch 2H2025
Work Order: HS25091271

CASE NARRATIVE

Work Order Comments

- Revised October 10, 2025, to update the reporting units from ug/L to mg/L.
-

Client: Rohm & Haas/Charlie Burch Dow
 Project: Dow Charlie Burch 2H2025
 Sample ID: TB-03_20250926
 Collection Date: 26-Sep-2025 12:00

ANALYTICAL REPORT

WorkOrder:HS25091271
 Lab ID:HS25091271-01
 Matrix:Water

ANALYSES	RESULT	QUAL	SDL	MQL	UNITS	DILUTION FACTOR	DATE ANALYZED
VOLATILES BY SW8260D		Method:SW8260D		Analyst: AKP			
1,2-Dichloroethane		U	0.00041	0.0020	mg/L	1	30-Sep-2025 16:32
Surr: 1,2-Dichloroethane-d4	95.2			70-126	%REC	1	30-Sep-2025 16:32
Surr: 4-Bromofluorobenzene	102			77-113	%REC	1	30-Sep-2025 16:32
Surr: Dibromofluoromethane	98.3			77-123	%REC	1	30-Sep-2025 16:32
Surr: Toluene-d8	99.4			82-127	%REC	1	30-Sep-2025 16:32

Client: Rohm & Haas/Charlie Burch Dow
 Project: Dow Charlie Burch 2H2025
 Sample ID: MW-CB-28A_20250926_N_WG
 Collection Date: 26-Sep-2025 12:15

ANALYTICAL REPORT
 WorkOrder:HS25091271
 Lab ID:HS25091271-02
 Matrix:Water

ANALYSES	RESULT	QUAL	SDL	MQL	UNITS	DILUTION FACTOR	DATE ANALYZED
VOLATILES BY SW8260D		Method:SW8260D		Analyst: AKP			
1,2-Dichloroethane	U		0.00041	0.0020	mg/L	1	30-Sep-2025 16:53
Surr: 1,2-Dichloroethane-d4	94.4			70-126	%REC	1	30-Sep-2025 16:53
Surr: 4-Bromofluorobenzene	104			77-113	%REC	1	30-Sep-2025 16:53
Surr: Dibromofluoromethane	99.9			77-123	%REC	1	30-Sep-2025 16:53
Surr: Toluene-d8	102			82-127	%REC	1	30-Sep-2025 16:53

Client: Rohm & Haas/Charlie Burch Dow
 Project: Dow Charlie Burch 2H2025
 Sample ID: MW-CB-50A_20250926_N_WG
 Collection Date: 26-Sep-2025 12:30

ANALYTICAL REPORT

WorkOrder:HS25091271
 Lab ID:HS25091271-03
 Matrix:Water

ANALYSES	RESULT	QUAL	SDL	MQL	UNITS	DILUTION FACTOR	DATE ANALYZED
VOLATILES BY SW8260D		Method:SW8260D		Analyst: AKP			
1,2-Dichloroethane	U		0.00041	0.0020	mg/L	1	30-Sep-2025 17:15
Surr: 1,2-Dichloroethane-d4	92.2			70-126	%REC	1	30-Sep-2025 17:15
Surr: 4-Bromofluorobenzene	105			77-113	%REC	1	30-Sep-2025 17:15
Surr: Dibromofluoromethane	99.0			77-123	%REC	1	30-Sep-2025 17:15
Surr: Toluene-d8	100			82-127	%REC	1	30-Sep-2025 17:15

Client: Rohm & Haas/Charlie Burch Dow
 Project: Dow Charlie Burch 2H2025
 Sample ID: DUP-04_20250926_FD_WQ
 Collection Date: 26-Sep-2025 00:00

ANALYTICAL REPORT
 WorkOrder:HS25091271
 Lab ID:HS25091271-04
 Matrix:Water

ANALYSES	RESULT	QUAL	SDL	MQL	UNITS	DILUTION FACTOR	DATE ANALYZED
VOLATILES BY SW8260D		Method:SW8260D		Analyst: AKP			
1,2-Dichloroethane	U		0.00041	0.0020	mg/L	1	30-Sep-2025 17:37
Surr: 1,2-Dichloroethane-d4	92.6			70-126	%REC	1	30-Sep-2025 17:37
Surr: 4-Bromofluorobenzene	104			77-113	%REC	1	30-Sep-2025 17:37
Surr: Dibromofluoromethane	99.4			77-123	%REC	1	30-Sep-2025 17:37
Surr: Toluene-d8	99.7			82-127	%REC	1	30-Sep-2025 17:37

Client: Rohm & Haas/Charlie Burch Dow
 Project: Dow Charlie Burch 2H2025
 Sample ID: MW-CB-6BS_20250926_N_WG
 Collection Date: 26-Sep-2025 14:00

ANALYTICAL REPORT
 WorkOrder:HS25091271
 Lab ID:HS25091271-05
 Matrix:Water

ANALYSES	RESULT	QUAL	SDL	MQL	UNITS	DILUTION FACTOR	DATE ANALYZED
VOLATILES BY SW8260D		Method:SW8260D		Analyst: AKP			
1,2-Dichloroethane	0.00054	J	0.00041	0.0020	mg/L	1	30-Sep-2025 17:58
Surr: 1,2-Dichloroethane-d4	90.9			70-126	%REC	1	30-Sep-2025 17:58
Surr: 4-Bromofluorobenzene	99.1			77-113	%REC	1	30-Sep-2025 17:58
Surr: Dibromofluoromethane	99.6			77-123	%REC	1	30-Sep-2025 17:58
Surr: Toluene-d8	98.4			82-127	%REC	1	30-Sep-2025 17:58

Client: Rohm & Haas/Charlie Burch Dow
 Project: Dow Charlie Burch 2H2025
 Sample ID: MW-CB-25A_20250926_N_WG
 Collection Date: 26-Sep-2025 14:15

ANALYTICAL REPORT
 WorkOrder:HS25091271
 Lab ID:HS25091271-06
 Matrix:Water

ANALYSES	RESULT	QUAL	SDL	MQL	UNITS	DILUTION FACTOR	DATE ANALYZED
VOLATILES BY SW8260D		Method:SW8260D		Analyst: AKP			
1,2-Dichloroethane	U		0.00041	0.0020	mg/L	1	30-Sep-2025 18:20
Surr: 1,2-Dichloroethane-d4	98.8			70-126	%REC	1	30-Sep-2025 18:20
Surr: 4-Bromofluorobenzene	98.7			77-113	%REC	1	30-Sep-2025 18:20
Surr: Dibromofluoromethane	101			77-123	%REC	1	30-Sep-2025 18:20
Surr: Toluene-d8	98.8			82-127	%REC	1	30-Sep-2025 18:20

Client: Rohm & Haas/Charlie Burch Dow
Project: Dow Charlie Burch 2H2025
WorkOrder: HS25091271

DATES REPORT

Sample ID	Client Samp ID	Collection Date	Leachate Date	Prep Date	Analysis Date	DF
Batch ID: R522925 (0)		Test Name : VOLATILES BY SW8260D			Matrix: Water	
HS25091271-01	TB-03_20250926	26 Sep 2025 12:00			30 Sep 2025 16:32	1
HS25091271-02	MW-CB-28A_20250926_N_WG	26 Sep 2025 12:15			30 Sep 2025 16:53	1
HS25091271-03	MW-CB-50A_20250926_N_WG	26 Sep 2025 12:30			30 Sep 2025 17:15	1
HS25091271-04	DUP-04_20250926_FD_WQ	26 Sep 2025 00:00			30 Sep 2025 17:37	1
HS25091271-05	MW-CB-6BS_20250926_N_WG	26 Sep 2025 14:00			30 Sep 2025 17:58	1
HS25091271-06	MW-CB-25A_20250926_N_WG	26 Sep 2025 14:15			30 Sep 2025 18:20	1

WorkOrder: HS25091271
 InstrumentID: VOA7
 Test Code: 8260D_W
 Test Number: SW8260D
 Test Name: Volatiles by SW8260D

**METHOD DETECTION /
 REPORTING LIMITS**

Matrix: Aqueous

Units: mg/L

Type	Analyte	CAS	DCS Spike	DCS	MDL	PQL
A	1,2-Dichloroethane	107-06-2	0.0010	0.00084	0.00041	0.0020
S	1,2-Dichloroethane-d4	17060-07-0	0	0	0	0
S	4-Bromofluorobenzene	460-00-4	0	0	0	0
S	Dibromofluoromethane	1868-53-7	0	0	0	0
S	Toluene-d8	2037-26-5	0	0	0	0

Client: Rohm & Haas/Charlie Burch Dow
Project: Dow Charlie Burch 2H2025
WorkOrder: HS25091271

QC BATCH REPORT

Batch ID: R522925 (0)		Instrument: VOA7		Method: LOW LEVEL VOLATILES BY SW8260C						
MBLK	Sample ID: MBLK-250930	Units: mg/L			Analysis Date: 30-Sep-2025 11:20					
Client ID:	Run ID: VOA7_522925	SeqNo: 9059647		PrepDate:			DF: 1			
Analyte	Result	MQL	SPK Val	SPK Ref Value	%REC	Control Limit	RPD Ref Value	%RPD	RPD Limit Qual	
1,2-Dichloroethane	U	0.0020								
<i>Surr: 1,2-Dichloroethane-d4</i>	<i>0.048</i>	<i>0.0010</i>	<i>0.05</i>	<i>0</i>	<i>97.0</i>	<i>70 - 123</i>				
<i>Surr: 4-Bromofluorobenzene</i>	<i>0.052</i>	<i>0.0010</i>	<i>0.05</i>	<i>0</i>	<i>104</i>	<i>77 - 113</i>				
<i>Surr: Dibromofluoromethane</i>	<i>0.050</i>	<i>0.0010</i>	<i>0.05</i>	<i>0</i>	<i>101</i>	<i>73 - 126</i>				
<i>Surr: Toluene-d8</i>	<i>0.050</i>	<i>0.0010</i>	<i>0.05</i>	<i>0</i>	<i>99.5</i>	<i>81 - 120</i>				
LCS	Sample ID: LCS-250930	Units: mg/L			Analysis Date: 30-Sep-2025 10:15					
Client ID:	Run ID: VOA7_522925	SeqNo: 9059645		PrepDate:			DF: 1			
Analyte	Result	MQL	SPK Val	SPK Ref Value	%REC	Control Limit	RPD Ref Value	%RPD	RPD Limit Qual	
1,2-Dichloroethane	0.019	0.0020	0.02	0	93.5	70 - 124				
<i>Surr: 1,2-Dichloroethane-d4</i>	<i>0.047</i>	<i>0.0010</i>	<i>0.05</i>	<i>0</i>	<i>93.9</i>	<i>70 - 123</i>				
<i>Surr: 4-Bromofluorobenzene</i>	<i>0.048</i>	<i>0.0010</i>	<i>0.05</i>	<i>0</i>	<i>96.2</i>	<i>77 - 113</i>				
<i>Surr: Dibromofluoromethane</i>	<i>0.048</i>	<i>0.0010</i>	<i>0.05</i>	<i>0</i>	<i>96.3</i>	<i>73 - 126</i>				
<i>Surr: Toluene-d8</i>	<i>0.051</i>	<i>0.0010</i>	<i>0.05</i>	<i>0</i>	<i>101</i>	<i>81 - 120</i>				
LCSD	Sample ID: LCSD-250930	Units: mg/L			Analysis Date: 30-Sep-2025 10:37					
Client ID:	Run ID: VOA7_522925	SeqNo: 9059646		PrepDate:			DF: 1			
Analyte	Result	MQL	SPK Val	SPK Ref Value	%REC	Control Limit	RPD Ref Value	%RPD	RPD Limit Qual	
1,2-Dichloroethane	0.019	0.0020	0.02	0	96.8	70 - 124	0.01869	3.55	20	
<i>Surr: 1,2-Dichloroethane-d4</i>	<i>0.048</i>	<i>0.0010</i>	<i>0.05</i>	<i>0</i>	<i>96.6</i>	<i>70 - 123</i>	<i>0.04695</i>	<i>2.86</i>	<i>20</i>	
<i>Surr: 4-Bromofluorobenzene</i>	<i>0.047</i>	<i>0.0010</i>	<i>0.05</i>	<i>0</i>	<i>94.8</i>	<i>77 - 113</i>	<i>0.04812</i>	<i>1.54</i>	<i>20</i>	
<i>Surr: Dibromofluoromethane</i>	<i>0.049</i>	<i>0.0010</i>	<i>0.05</i>	<i>0</i>	<i>98.0</i>	<i>73 - 126</i>	<i>0.04815</i>	<i>1.74</i>	<i>20</i>	
<i>Surr: Toluene-d8</i>	<i>0.050</i>	<i>0.0010</i>	<i>0.05</i>	<i>0</i>	<i>101</i>	<i>81 - 120</i>	<i>0.05064</i>	<i>0.582</i>	<i>20</i>	

Revision: 1

Client: Rohm & Haas/Charlie Burch Dow
Project: Dow Charlie Burch 2H2025
WorkOrder: HS25091271

QC BATCH REPORT

Batch ID: R522925 (0) **Instrument:** VOA7 **Method:** LOW LEVEL VOLATILES BY SW8260C

MS		Sample ID: HS25091273-08MS		Units: mg/L		Analysis Date: 30-Sep-2025 19:03			
Client ID:		Run ID: VOA7_522925		SeqNo: 9060280		PrepDate:		DF: 1	
Analyte	Result	MLQ	SPK Val	SPK Ref Value	%REC	Control Limit	RPD Ref Value	%RPD	RPD Limit Qual
1,2-Dichloroethane	0.027	0.0020	0.02	0.02045	34.7	70 - 130			S
<i>Surr: 1,2-Dichloroethane-d4</i>	<i>0.048</i>	<i>0</i>	<i>0.05</i>	<i>0</i>	<i>95.9</i>	<i>70 - 130</i>			
<i>Surr: 4-Bromofluorobenzene</i>	<i>0.047</i>	<i>0</i>	<i>0.05</i>	<i>0</i>	<i>94.0</i>	<i>70 - 130</i>			
<i>Surr: Dibromofluoromethane</i>	<i>0.049</i>	<i>0</i>	<i>0.05</i>	<i>0</i>	<i>98.6</i>	<i>70 - 130</i>			
<i>Surr: Toluene-d8</i>	<i>0.049</i>	<i>0</i>	<i>0.05</i>	<i>0</i>	<i>98.4</i>	<i>70 - 130</i>			

MSD		Sample ID: HS25091273-08MSD		Units: mg/L		Analysis Date: 30-Sep-2025 19:25			
Client ID:		Run ID: VOA7_522925		SeqNo: 9060281		PrepDate:		DF: 1	
Analyte	Result	MLQ	SPK Val	SPK Ref Value	%REC	Control Limit	RPD Ref Value	%RPD	RPD Limit Qual
1,2-Dichloroethane	0.026	0.0020	0.02	0.02045	30.0	70 - 130	0.02739	3.47	20 S
<i>Surr: 1,2-Dichloroethane-d4</i>	<i>0.047</i>	<i>0</i>	<i>0.05</i>	<i>0</i>	<i>94.0</i>	<i>70 - 130</i>	<i>0.04796</i>	<i>2.05</i>	<i>20</i>
<i>Surr: 4-Bromofluorobenzene</i>	<i>0.048</i>	<i>0</i>	<i>0.05</i>	<i>0</i>	<i>95.6</i>	<i>70 - 130</i>	<i>0.04700</i>	<i>1.66</i>	<i>20</i>
<i>Surr: Dibromofluoromethane</i>	<i>0.049</i>	<i>0</i>	<i>0.05</i>	<i>0</i>	<i>97.9</i>	<i>70 - 130</i>	<i>0.04932</i>	<i>0.7</i>	<i>20</i>
<i>Surr: Toluene-d8</i>	<i>0.049</i>	<i>0</i>	<i>0.05</i>	<i>0</i>	<i>98.7</i>	<i>70 - 130</i>	<i>0.04920</i>	<i>0.28</i>	<i>20</i>

The following samples were analyzed in this batch:

HS25091271-01	HS25091271-02	HS25091271-03	HS25091271-04
HS25091271-05	HS25091271-06		

Revision: 1

Client: Rohm & Haas/Charlie Burch Dow
Project: Dow Charlie Burch 2H2025
WorkOrder: HS25091271

**QUALIFIERS,
ACRONYMS, UNITS**

Qualifier	Description
*	Value exceeds Regulatory Limit
a	Not accredited
B	Analyte detected in the associated Method Blank above the Reporting Limit
E	Value above quantitation range
H	Analyzed outside of Holding Time
J	Analyte detected below quantitation limit
M	Manually integrated, see raw data for justification
n	Not offered for accreditation
ND	Not Detected at the Reporting Limit
O	Sample amount is > 4 times amount spiked
P	Dual Column results percent difference > 40%
R	RPD above laboratory control limit
S	Spike Recovery outside laboratory control limits
U	Analyzed but not detected above the MDL/SDL

Acronym	Description
DCS	Detectability Check Study
DUP	Method Duplicate
LCS	Laboratory Control Sample
LCSD	Laboratory Control Sample Duplicate
MBLK	Method Blank
MDL	Method Detection Limit
MQL	Method Quantitation Limit
MS	Matrix Spike
MSD	Matrix Spike Duplicate
PDS	Post Digestion Spike
PQL	Practical Quantitation Limit
SD	Serial Dilution
SDL	Sample Detection Limit
TRRP	Texas Risk Reduction Program

Unit Reported	Description
mg/L	Milligrams per Liter

CERTIFICATIONS,ACCREDITATIONS & LICENSES

Agency	Number	Expire Date
Arizona	AZ0793	27-May-2026
Arkansas	88-00356_2024	17-Mar-2026
California	2919 - 2025	30-Apr-2026
Dept of Defense	L24-239	30-Apr-2026
Dept of Defense	L24-240	30-Apr-2026
Florida	E87611-2025	30-Jun-2026
Illinois	200032 - 2025	31-Jul-2026
Kansas	KS-C25-00168	31-Jul-2026
Kentucky	123043-2025	30-Apr-2026
Louisiana	03087-2025	30-Jun-2026
Maine	2024017	23-Jun-2026
Michigan	9971-2025	30-Apr-2026
Minnesota	2856348	31-Dec-2025
Missouri	136	30-Sep-2026
Nebraska	NE-OS-25-13 - 2025	30-Apr-2026
Nevada	NV-C25-00124 - 2025	31-Jul-2026
New Hampshire	209425	24-Apr-2026
New Jersey	TX008-2025	30-Jun-2026
New York	11707 - 2025	01-Apr-2026
North Carolina	624 - 2024	31-Dec-2025
Oregon	TX200002-013	15-May-2026
Pennsylvania	019	01-Jul-2026
Tennessee	TN	30-Apr-2026
Texas	TX-C25-00104	30-Apr-2026

Sample Receipt Checklist

Work Order ID: HS25091271

Date/Time Received: 26-Sep-2025 16:30

Client Name: Rohm & Haas-Dow Spring

Received by: Kaycee Rogers

Completed By: /S/ Kaycee Rogers	26-Sep-2025 19:04	Reviewed by: /S/ Beverly Mustafa	29-Sep-2025 09:33
eSignature	Date/Time	eSignature	Date/Time

Matrices: **W**

Carrier name: **ALS Courier**

- Shipping container/cooler in good condition? Yes No Not Present
- Custody seals intact on shipping container/cooler? Yes No Not Present
- Custody seals intact on sample bottles? Yes No Not Present
- VOA/TX1005/TX1006 Solids in hermetically sealed vials? Yes No Not Present
- Chain of custody present? Yes No 1 Page(s)
- Chain of custody signed when relinquished and received? Yes No COC IDs:349638
- Samplers name present on COC? Yes No
- Chain of custody agrees with sample labels? Yes No
- Samples in proper container/bottle? Yes No
- Sample containers intact? Yes No
- Sufficient sample volume for indicated test? Yes No
- All samples received within holding time? Yes No
- Container/Temp Blank temperature in compliance? Yes No

Temperature(s)/Thermometer(s):	0.9UC/0.9C	IR 34
Cooler(s)/Kit(s):	RED	
Date/Time sample(s) sent to storage:	09/26/2025 1904	
Water - VOA vials have zero headspace?	Yes <input checked="" type="checkbox"/> No <input type="checkbox"/>	No VOA vials submitted <input type="checkbox"/>
Water - pH acceptable upon receipt?	Yes <input type="checkbox"/> No <input type="checkbox"/>	N/A <input checked="" type="checkbox"/>
pH adjusted?	Yes <input type="checkbox"/> No <input type="checkbox"/>	N/A <input checked="" type="checkbox"/>
pH adjusted by:		

Login Notes:

Client Contacted: Date Contacted: Person Contacted:

Contacted By: Regarding:

Comments:

Corrective Action:



Cincinnati, OH
+1 513 733 5336
Everett, WA
+1 425 356 2600

Fort Collins, CO
+1 970 490 1511
Holland, MI
+1 616 399 6070

Chain of Custody Form


HS25091271

i, WV

Page 1 of 1

Rohm & Haas/Charlie Burch Dow
Dow Charlie Burch 2H2025

COC ID: 349638



ALS Project Manager:

Customer Information		Project Information		
Purchase Order	Script	Project Name	Dow Charlie Burch 2H2025	A 8260_LL_W (1,2-DCA 8260)
Work Order		Project Number	Capstick GW	B
Company Name	Union Carbide/Dow Texas City	Bill To Company	The Dow Chemical Company	C Site Contact* dbelote@dow.com
Send Report To	John Ynfante	Invoice Attn	Accounts Payable	D Company Code 4050
Address	3301 5th Ave S,	Address	2211 H.H. DOW WAY	E Internal Order Number 400321
				F GL Account 640000
				F Material Group 77121700
City/State/Zip	Texas City, TX 77590	City/State/Zip	Midland MI 48674	G
Phone	(409)-94-5-56	Phone		H
Fax		Fax		I
e-Mail Address	John.Ynfante@jacobs.com	e-Mail Address	FUSELAP@dow.com	J

No.	Sample Description	Date	Time	Matrix	Pres.	# Bottles	A	B	C	D	E	F	G	H	I	J	Hold
1	TB-03-20250926	9/26/25	1200	W	HCl	2	X										
2	MW-CB-25A-20250926-N-WG	9/26/25	1215	W	HCl	3	X										
3	MW-CB-50A-20250926-N-WG	9/26/25	1230	W	HCl	3	X										
4	DW-04-20250926-FD-WQ	9/26/25	—	W	HCl	3	X										
5	MW-CB-65B-20250926-N-WG	9/26/25	1400	W	HCl	3	X										
6	MW-CB-25A-20250926-N-WG	9/26/25	1415	W	HCl	3	X										
7																	
8																	
9																	
10																	

Sampler(s) Please Print & Sign: Jessica Link Shipment Method: Carner Required Turnaround Time: (Check Box) STD 10 Wk Days 5 Wk Days 2 Wk Days 24 Hour Results Due Date: Other

Relinquished by: <u>Jessica Link</u>	Date: <u>9/26/25</u>	Time: <u>1430</u>	Received by: <u>DB</u>	Notes: <u>Dow Charlie Burch</u>
Relinquished by: <u>DB</u>	Date: <u>9-26-25</u>	Time: <u>1630</u>	Received by (Laboratory):	Cooler ID: <u>1834</u>
Logged by (Laboratory):	Date: <u>9/26/25</u>	Time: <u>1630</u>	Checked by (Laboratory): <u>[Signature]</u>	Cooler Temp: <u>0.0</u>
Preservative Key: 1-HCl 2-HNO ₃ 3-H ₂ SO ₄ 4-NaOH 5-Na ₂ S ₂ O ₃ 6-NaHSO ₄ 7-Other 8-4°C 9-5035				QC Package: (Check One Box Below)
				<input type="checkbox"/> Level II Std QC
				<input type="checkbox"/> Level III Std Q C/Raw Date
				<input type="checkbox"/> Level IV SW84-6/CLP
				<input type="checkbox"/> Other
				<input checked="" type="checkbox"/> TRRP Checklist
				<input type="checkbox"/> TRRP Level IV

Note: 1. Any changes must be made in writing once samples and COC Form have been submitted to ALS Environmental.
2. Unless otherwise agreed in a formal contract, services provided by ALS Environmental are expressly limited to the terms and conditions stated on the reverse.
3. The Chain of Custody is a legal document. All information must be completed accurately.

Copyright 2011 by ALS Environmental.



right solutions.
right partner.

10450 Stancliff Rd. Suite 210
Houston, TX 77099
T: +1 281 530 5656
F: +1 281 530 5887

October 10, 2025

John Ynfante
Rohm & Haas/Charlie Burch Dow
25520 Richards Road
Spring, TX 77386

Work Order: **HS25091273**

Laboratory Results for: **Dow Charlie Burch 2H2025**

Dear John Ynfante,

ALS Environmental received 9 sample(s) on Sep 26, 2025 for the analysis presented in the following report.

This is a REVISED REPORT. Please see the Case Narrative for discussion concerning this revision.

Regards,

Generated By: DAYNA.FISHER
Sebastian Lugo
Project Manager

Client: Rohm & Haas/Charlie Burch Dow
Project: Dow Charlie Burch 2H2025
WorkOrder: HS25091273

**TRRP Laboratory Data
Package Cover Page**

This data package consists of all or some of the following as applicable:

This signature page, the laboratory review checklist, and the following reportable data:

- R1 Field chain-of-custody documentation;
- R2 Sample identification cross-reference;
- R3 Test reports (analytical data sheets) for each environmental sample that includes:
 - a) Items consistent with NELAC Chapter 5,
 - b) dilution factors,
 - c) preparation methods,
 - d) cleanup methods, and
 - e) if required for the project, tentatively identified compounds (TICs).
- R4 Surrogate recovery data including:
 - a) Calculated recovery (%R), and
 - b) The laboratory's surrogate QC limits.
- R5 Test reports/summary forms for blank samples;
- R6 Test reports/summary forms for laboratory control samples (LCSs) including:
 - a) LCS spiking amounts,
 - b) Calculated %R for each analyte, and
 - c) The laboratory's LCS QC limits.
- R7 Test reports for project matrix spike/matrix spike duplicates (MS/MSDs) including:
 - a) Samples associated with the MS/MSD clearly identified,
 - b) MS/MSD spiking amounts,
 - c) Concentration of each MS/MSD analyte measured in the parent and spiked samples,
 - d) Calculated %Rs and relative percent differences (RPDs), and
 - e) The laboratory's MS/MSD QC limits.
- R8 Laboratory analytical duplicate (if applicable) recovery and precision:
 - a) the amount of analyte measured in the duplicate,
 - b) the calculated RPD, and
 - c) the laboratory's QC limits for analytical duplicates.
- R9 List of method quantitation limits (MQLs) and detectability check sample results for each analyte for each method and matrix.
- R10 Other problems or anomalies.
The Exception Report for each "No" or "Not Reviewed (NR)" item in Laboratory Review Checklist and for each analyte, matrix, and method for which the laboratory does not hold NELAC accreditation under the Texas Laboratory Accreditation Program.

Client: Rohm & Haas/Charlie Burch Dow
Project: Dow Charlie Burch 2H2025
WorkOrder: HS25091273

**TRRP Laboratory Data
Package Cover Page**

Release Statement: I am responsible for the release of this laboratory data package. This laboratory is NELAC accredited under the Texas Laboratory Accreditation Program for all the methods, analytes and matrices reported in this data package except as noted in the Exception Reports. The data have been reviewed and are technically compliant with the requirements of the methods used, except where noted by the laboratory in the attached exception reports. By my signature below, I affirm to the best of my knowledge, all problems/anomalies, observed by the laboratory have been identified by the laboratory in the Laboratory Review Checklist, and no information affecting the quality of the data has been knowingly withheld.

Check, if applicable: [NA] This laboratory meets an exception under 30 TAC §25.6 and was last inspected by TCEQ or _____ on (enter date of last inspection). Any findings affecting the data in this laboratory data package are noted in the Exception Reports herein. The official signing the cover page of the report in which these data are used is responsible for releasing this data package and is by signature affirming the above release statement is true.



Sebastian Lugo
Project Manager

Laboratory Review Checklist: Reportable Data

Laboratory Name: ALS Laboratory Group			LRC Date: 10/10/2025				
Project Name: Dow Charlie Burch 2H2025			Laboratory Job Number: HS25091273				
Reviewer Name: Sebastian Lugo			Prep Batch Number(s): R522925,R522953,R523014				
# ¹	A ²	Description	Yes	No	NA ³	NR ⁴	ER# ⁵
R1	OI	Chain-of-custody (C-O-C)					
		Did samples meet the laboratory's standard conditions of sample acceptability upon receipt?	X				
		Were all departures from standard conditions described in an exception report?	X				
R2	OI	Sample and quality control (QC) identification					
		Are all field sample ID numbers cross-referenced to the laboratory ID numbers?	X				
		Are all laboratory ID numbers cross-referenced to the corresponding QC data?	X				
R3	OI	Test reports					
		Were all samples prepared and analyzed within holding times?	X				
		Other than those results < MQL, were all other raw values bracketed by calibration standards?	X				
		Were calculations checked by a peer or supervisor?	X				
		Were all analyte identifications checked by a peer or supervisor?	X				
		Were sample detection limits reported for all analytes not detected?	X				
		Were all results for soil and sediment samples reported on a dry weight basis?			X		
		Were % moisture (or solids) reported for all soil and sediment samples?			X		
		Were bulk soils/solids samples for volatile analysis extracted with methanol per SW-846 Method 5035?			X		
		If required for the project, TICs reported?			X		
R4	O	Surrogate recovery data					
		Were surrogates added prior to extraction?	X				
		Were surrogate percent recoveries in all samples within the laboratory QC limits?	X				
R5	OI	Test reports/summary forms for blank samples					
		Were appropriate type(s) of blanks analyzed?	X				
		Were blanks analyzed at the appropriate frequency?	X				
		Were method blanks taken through the entire analytical process, including preparation and, if applicable, cleanup procedures?	X				
		Were blank concentrations < MQL?	X				
R6	OI	Laboratory control samples (LCS):					
		Were all COCs included in the LCS?	X				
		Was each LCS taken through the entire analytical procedure, including prep and cleanup steps?	X				
		Were LCSs analyzed at the required frequency?	X				
		Were LCS (and LCSD, if applicable) %Rs within the laboratory QC limits?	X				
		Does the detectability data document the laboratory's capability to detect the COCs at the MDL used to calculate the SDLs?	X				
		Was the LCSD RPD within QC limits?	X				
R7	OI	Matrix spike (MS) and matrix spike duplicate (MSD) data					
		Were the project/method specified analytes included in the MS and MSD?	X				
		Were MS/MSD analyzed at the appropriate frequency?		X			1
		Were MS (and MSD, if applicable) %Rs within the laboratory QC limits?		X			2
		Were MS/MSD RPDs within laboratory QC limits?	X				
R8	OI	Analytical duplicate data					
		Were appropriate analytical duplicates analyzed for each matrix?			X		
		Were analytical duplicates analyzed at the appropriate frequency?			X		
		Were RPDs or relative standard deviations within the laboratory QC limits?			X		
R9	OI	Method quantitation limits (MQLs):					
		Are the MQLs for each method analyte included in the laboratory data package?	X				
		Do the MQLs correspond to the concentration of the lowest non-zero calibration standard?	X				
		Are unadjusted MQLs and DCSs included in the laboratory data package?	X				
R10	OI	Other problems/anomalies					
		Are all known problems/anomalies/special conditions noted in this LRC and ER?	X				3
		Were all necessary corrective actions performed for the reported data?	X				
		Was applicable and available technology used to lower the SDL and minimize the matrix interference affects on the sample results?	X				
		Is the laboratory NELAC-accredited under the Texas Laboratory Program for the analytes, matrices and methods associated with this laboratory data package?	X				

Items identified by the letter "R" must be included in the laboratory data package submitted in the TRRP-required report(s). Items identified by the letter "S" should be retained and made available upon request for the appropriate retention period.

O = Organic Analyses; I = Inorganic Analyses (and general chemistry, when applicable); NA = Not Applicable; NR = Not Reviewed; R# = Exception Report identification number (an Exception Report should be completed for an item if "NR" or "No" is checked).

Laboratory Review Checklist: Supporting Data

Laboratory Name: ALS Laboratory Group		LRC Date: 10/10/2025					
Project Name: Dow Charlie Burch 2H2025		Laboratory Job Number: HS25091273					
Reviewer Name: Sebastian Lugo		Prep Batch Number(s): R522925,R522953,R523014					
# ¹	A ²	Description	Yes	No	NA ³	NR ⁴	ER# ⁵
S1	OI	Initial calibration (ICAL)					
		Were response factors and/or relative response factors for each analyte within QC limits?	X				
		Were percent RSDs or correlation coefficient criteria met?	X				
		Was the number of standards recommended in the method used for all analytes?	X				
		Were all points generated between the lowest and highest standard used to calculate the curve?	X				
		Are ICAL data available for all instruments used?	X				
		Has the initial calibration curve been verified using an appropriate second source standard?	X				
S2	OI	Initial and continuing calibration verification (ICCV and CCV) and continuing calibration blank (CCB)					
		Was the CCV analyzed at the method-required frequency?	X				
		Were percent differences for each analyte within the method-required QC limits?	X				
		Was the ICAL curve verified for each analyte?	X				
		Was the absolute value of the analyte concentration in the inorganic CCB < MDL?			X		
S3	O	Mass spectral tuning:					
		Was the appropriate compound for the method used for tuning?	X				
		Were ion abundance data within the method-required QC limits?	X				
S4	O	Internal standards (IS):					
		Were IS area counts and retention times within the method-required QC limits?	X				
S5	OI	Raw data (NELAC section 1 appendix A glossary, and section 5.12 or ISO/IEC 17025 section					
		Were the raw data (for example, chromatograms, spectral data) reviewed by an analyst?	X				
		Were data associated with manual integrations flagged on the raw data?	X				
S6	O	Dual column confirmation					
		Did dual column confirmation results meet the method-required QC?			X		
S7	O	Tentatively identified compounds (TICs):					
		If TICs were requested, were the mass spectra and TIC data subject to appropriate checks?			X		
S8	I	Interference Check Sample (ICS) results:					
		Were percent recoveries within method QC limits?			X		
S9	I	Serial dilutions, post digestion spikes, and method of standard additions					
		Were percent differences, recoveries, and the linearity within the QC limits specified in the method?			X		
S10	OI	Method detection limit (MDL) studies					
		Was a MDL study performed for each reported analyte?	X				
		Is the MDL either adjusted or supported by the analysis of DCSs?	X				
S11	OI	Proficiency test reports:					
		Was the laboratory's performance acceptable on the applicable proficiency tests or evaluation studies?	X				
S12	OI	Standards documentation					
		Are all standards used in the analyses NIST-traceable or obtained from other appropriate sources?	X				
S13	OI	Compound/analyte identification procedures					
		Are the procedures for compound/analyte identification documented?	X				
S14	OI	Demonstration of analyst competency (DOC)					
		Was DOC conducted consistent with NELAC Chapter 5C or ISO/IEC 4?	X				
		Is documentation of the analyst's competency up-to-date and on file?	X				
S15	OI	Verification/validation documentation for methods (NELAC Chap 5 or ISO/IEC 17025 Section 5)					
		Are all the methods used to generate the data documented, verified, and validated, where applicable?	X				
S16	OI	Laboratory standard operating procedures (SOPs):					
		Are laboratory SOPs current and on file for each method performed?	X				

Items identified by the letter "R" must be included in the laboratory data package submitted in the TRRP-required report(s). Items identified by the letter "S" should be retained and made available upon request for the appropriate retention period.

O = Organic Analyses; I = Inorganic Analyses (and general chemistry, when applicable);

NA = Not Applicable; NR = Not Reviewed;

R# = Exception Report identification number (an Exception Report should be completed for an item if "NR" or "No" is checked).

Laboratory Review Checklist: Exception Reports

Laboratory Name: ALS Laboratory Group	LRC Date: 10/10/2025
Project Name: Dow Charlie Burch 2H2025	Laboratory Number: HS25091273
Reviewer Name: Sebastian Lugo	Prep Batch Number(s): R522925,R522953,R523014

ER# ⁵	Description
1	Batch R522953, Volatiles Method SW8260, Insufficient sample received to perform MS/MSD. An LCS/LCSD was performed as batch quality control.
2	Batch R522925, Volatiles Method SW8260, sample PMW-09B_20250926_N_WG, MS and MSD recovered outside the control limit for 1,2-Dichloroethane
3	Revised October 10, 2025, to update the reporting units from ug/L to mg/L.

Items identified by the letter "R" must be included in the laboratory data package submitted in the TRRP-required report(s). Items identified by the letter "S" should be retained and made available upon request for the appropriate retention period.
 O = Organic Analyses; I = Inorganic Analyses (and general chemistry, when applicable);
 NA = Not Applicable;
 NR = Not Reviewed;
 R# = Exception Report identification number (an Exception Report should be completed for an item if "NR" or "No" is checked).

Client: Rohm & Haas/Charlie Burch Dow
Project: Dow Charlie Burch 2H2025
Work Order: HS25091273

SAMPLE SUMMARY

Lab Samp ID	Client Sample ID	Matrix	TagNo	Collection Date	Date Received	Hold
HS25091273-01	TB-02_20250926	Water		26-Sep-2025 10:15	26-Sep-2025 16:30	<input type="checkbox"/>
HS25091273-02	MW-CB-2A_20250926_N_WG	Water		26-Sep-2025 10:30	26-Sep-2025 16:30	<input type="checkbox"/>
HS25091273-03	MW-CB-2B_20250926_N_WG	Water		26-Sep-2025 10:45	26-Sep-2025 16:30	<input type="checkbox"/>
HS25091273-04	RDP-3_20250926_N_WG	Water		26-Sep-2025 10:55	26-Sep-2025 16:30	<input type="checkbox"/>
HS25091273-05	DUP-03_20250926_FD_WG	Water		26-Sep-2025 00:00	26-Sep-2025 16:30	<input type="checkbox"/>
HS25091273-06	RDP-5_20250926_N_WG	Water		26-Sep-2025 11:15	26-Sep-2025 16:30	<input type="checkbox"/>
HS25091273-07	PMW-08B_20250926_N_WG	Water		26-Sep-2025 11:20	26-Sep-2025 16:30	<input type="checkbox"/>
HS25091273-08	PMW-09B_20250926_N_WG	Water		26-Sep-2025 11:30	26-Sep-2025 16:30	<input type="checkbox"/>
HS25091273-09	MW-CB-6B_20250926_N_WG	Water		26-Sep-2025 11:45	26-Sep-2025 16:30	<input type="checkbox"/>

Client: Rohm & Haas/Charlie Burch Dow
Project: Dow Charlie Burch 2H2025
Work Order: HS25091273

CASE NARRATIVE

Work Order Comments

- Revised October 10, 2025, to update the reporting units from ug/L to mg/L.
-

Client: Rohm & Haas/Charlie Burch Dow
Project: Dow Charlie Burch 2H2025
Sample ID: TB-02_20250926
Collection Date: 26-Sep-2025 10:15

ANALYTICAL REPORT
WorkOrder:HS25091273
Lab ID:HS25091273-01
Matrix:Water

ANALYSES	RESULT	QUAL	SDL	MQL	UNITS	DILUTION FACTOR	DATE ANALYZED
VOLATILES BY SW8260D		Method:SW8260D		Analyst: AKP			
1,2-Dichloroethane	U		0.00041	0.0020	mg/L	1	01-Oct-2025 11:59
Surr: 1,2-Dichloroethane-d4	93.2			70-126	%REC	1	01-Oct-2025 11:59
Surr: 4-Bromofluorobenzene	104			77-113	%REC	1	01-Oct-2025 11:59
Surr: Dibromofluoromethane	100			77-123	%REC	1	01-Oct-2025 11:59
Surr: Toluene-d8	103			82-127	%REC	1	01-Oct-2025 11:59

Client: Rohm & Haas/Charlie Burch Dow
 Project: Dow Charlie Burch 2H2025
 Sample ID: MW-CB-2A_20250926_N_WG
 Collection Date: 26-Sep-2025 10:30

ANALYTICAL REPORT
 WorkOrder:HS25091273
 Lab ID:HS25091273-02
 Matrix:Water

ANALYSES	RESULT	QUAL	SDL	MQL	UNITS	DILUTION FACTOR	DATE ANALYZED
VOLATILES BY SW8260D		Method:SW8260D		Analyst: AKP			
1,2-Dichloroethane	0.0013	J	0.00041	0.0020	mg/L	1	30-Sep-2025 22:46
Surr: 1,2-Dichloroethane-d4	98.7			70-126	%REC	1	30-Sep-2025 22:46
Surr: 4-Bromofluorobenzene	101			77-113	%REC	1	30-Sep-2025 22:46
Surr: Dibromofluoromethane	99.6			77-123	%REC	1	30-Sep-2025 22:46
Surr: Toluene-d8	99.1			82-127	%REC	1	30-Sep-2025 22:46

Client: Rohm & Haas/Charlie Burch Dow
 Project: Dow Charlie Burch 2H2025
 Sample ID: MW-CB-2B_20250926_N_WG
 Collection Date: 26-Sep-2025 10:45

ANALYTICAL REPORT

WorkOrder:HS25091273
 Lab ID:HS25091273-03
 Matrix:Water

ANALYSES	RESULT	QUAL	SDL	MQL	UNITS	DILUTION FACTOR	DATE ANALYZED
VOLATILES BY SW8260D		Method:SW8260D		Analyst: AKP			
1,2-Dichloroethane	U		0.00041	0.0020	mg/L	1	30-Sep-2025 23:06
Surr: 1,2-Dichloroethane-d4	99.5			70-126	%REC	1	30-Sep-2025 23:06
Surr: 4-Bromofluorobenzene	103			77-113	%REC	1	30-Sep-2025 23:06
Surr: Dibromofluoromethane	99.9			77-123	%REC	1	30-Sep-2025 23:06
Surr: Toluene-d8	101			82-127	%REC	1	30-Sep-2025 23:06

Client: Rohm & Haas/Charlie Burch Dow
Project: Dow Charlie Burch 2H2025
Sample ID: RDP-3_20250926_N_WG
Collection Date: 26-Sep-2025 10:55

ANALYTICAL REPORT
WorkOrder:HS25091273
Lab ID:HS25091273-04
Matrix:Water

ANALYSES	RESULT	QUAL	SDL	MQL	UNITS	DILUTION FACTOR	DATE ANALYZED
VOLATILES BY SW8260D		Method:SW8260D		Analyst: AKP			
1,2-Dichloroethane	U		0.00041	0.0020	mg/L	1	30-Sep-2025 23:27
Surr: 1,2-Dichloroethane-d4	99.7			70-126	%REC	1	30-Sep-2025 23:27
Surr: 4-Bromofluorobenzene	103			77-113	%REC	1	30-Sep-2025 23:27
Surr: Dibromofluoromethane	99.0			77-123	%REC	1	30-Sep-2025 23:27
Surr: Toluene-d8	100			82-127	%REC	1	30-Sep-2025 23:27

Client: Rohm & Haas/Charlie Burch Dow
 Project: Dow Charlie Burch 2H2025
 Sample ID: DUP-03_20250926_FD_WG
 Collection Date: 26-Sep-2025 00:00

ANALYTICAL REPORT
 WorkOrder:HS25091273
 Lab ID:HS25091273-05
 Matrix:Water

ANALYSES	RESULT	QUAL	SDL	MQL	UNITS	DILUTION FACTOR	DATE ANALYZED
VOLATILES BY SW8260D		Method:SW8260D		Analyst: AKP			
1,2-Dichloroethane	0.00053	J	0.00041	0.0020	mg/L	1	30-Sep-2025 23:48
Surr: 1,2-Dichloroethane-d4	99.3			70-126	%REC	1	30-Sep-2025 23:48
Surr: 4-Bromofluorobenzene	101			77-113	%REC	1	30-Sep-2025 23:48
Surr: Dibromofluoromethane	98.3			77-123	%REC	1	30-Sep-2025 23:48
Surr: Toluene-d8	99.4			82-127	%REC	1	30-Sep-2025 23:48

Client: Rohm & Haas/Charlie Burch Dow
Project: Dow Charlie Burch 2H2025
Sample ID: RDP-5_20250926_N_WG
Collection Date: 26-Sep-2025 11:15

ANALYTICAL REPORT
WorkOrder:HS25091273
Lab ID:HS25091273-06
Matrix:Water

ANALYSES	RESULT	QUAL	SDL	MQL	UNITS	DILUTION FACTOR	DATE ANALYZED
VOLATILES BY SW8260D		Method:SW8260D		Analyst: AKP			
1,2-Dichloroethane	0.0025		0.00041	0.0020	mg/L	1	01-Oct-2025 00:09
Surr: 1,2-Dichloroethane-d4	100.0			70-126	%REC	1	01-Oct-2025 00:09
Surr: 4-Bromofluorobenzene	101			77-113	%REC	1	01-Oct-2025 00:09
Surr: Dibromofluoromethane	101			77-123	%REC	1	01-Oct-2025 00:09
Surr: Toluene-d8	100.0			82-127	%REC	1	01-Oct-2025 00:09

Client: Rohm & Haas/Charlie Burch Dow
 Project: Dow Charlie Burch 2H2025
 Sample ID: PMW-08B_20250926_N_WG
 Collection Date: 26-Sep-2025 11:20

ANALYTICAL REPORT
 WorkOrder:HS25091273
 Lab ID:HS25091273-07
 Matrix:Water

ANALYSES	RESULT	QUAL	SDL	MQL	UNITS	DILUTION FACTOR	DATE ANALYZED
VOLATILES BY SW8260D		Method:SW8260D		Analyst: AKP			
1,2-Dichloroethane	0.00043	J	0.00041	0.0020	mg/L	1	01-Oct-2025 00:30
Surr: 1,2-Dichloroethane-d4	98.2			70-126	%REC	1	01-Oct-2025 00:30
Surr: 4-Bromofluorobenzene	101			77-113	%REC	1	01-Oct-2025 00:30
Surr: Dibromofluoromethane	101			77-123	%REC	1	01-Oct-2025 00:30
Surr: Toluene-d8	97.6			82-127	%REC	1	01-Oct-2025 00:30

Client: Rohm & Haas/Charlie Burch Dow
 Project: Dow Charlie Burch 2H2025
 Sample ID: PMW-09B_20250926_N_WG
 Collection Date: 26-Sep-2025 11:30

ANALYTICAL REPORT
 WorkOrder:HS25091273
 Lab ID:HS25091273-08
 Matrix:Water

ANALYSES	RESULT	QUAL	SDL	MQL	UNITS	DILUTION FACTOR	DATE ANALYZED
VOLATILES BY SW8260D		Method:SW8260D		Analyst: AKP			
1,2-Dichloroethane	0.020		0.00041	0.0020	mg/L	1	30-Sep-2025 18:41
Surr: 1,2-Dichloroethane-d4	99.5			70-126	%REC	1	30-Sep-2025 18:41
Surr: 4-Bromofluorobenzene	98.6			77-113	%REC	1	30-Sep-2025 18:41
Surr: Dibromofluoromethane	99.7			77-123	%REC	1	30-Sep-2025 18:41
Surr: Toluene-d8	100			82-127	%REC	1	30-Sep-2025 18:41

Client: Rohm & Haas/Charlie Burch Dow
 Project: Dow Charlie Burch 2H2025
 Sample ID: MW-CB-6B_20250926_N_WG
 Collection Date: 26-Sep-2025 11:45

ANALYTICAL REPORT
 WorkOrder:HS25091273
 Lab ID:HS25091273-09
 Matrix:Water

ANALYSES	RESULT	QUAL	SDL	MQL	UNITS	DILUTION FACTOR	DATE ANALYZED
VOLATILES BY SW8260D		Method:SW8260D		Analyst: AKP			
1,2-Dichloroethane	U		0.00041	0.0020	mg/L	1	01-Oct-2025 00:51
Surr: 1,2-Dichloroethane-d4	101			70-126	%REC	1	01-Oct-2025 00:51
Surr: 4-Bromofluorobenzene	100			77-113	%REC	1	01-Oct-2025 00:51
Surr: Dibromofluoromethane	100.0			77-123	%REC	1	01-Oct-2025 00:51
Surr: Toluene-d8	99.0			82-127	%REC	1	01-Oct-2025 00:51

Client: Rohm & Haas/Charlie Burch Dow
Project: Dow Charlie Burch 2H2025
WorkOrder: HS25091273

DATES REPORT

Sample ID	Client Samp ID	Collection Date	Leachate Date	Prep Date	Analysis Date	DF
Batch ID: R522925 (0)		Test Name : VOLATILES BY SW8260D			Matrix: Water	
HS25091273-08	PMW-09B_20250926_N_WG	26 Sep 2025 11:30			30 Sep 2025 18:41	1
Batch ID: R522953 (0)		Test Name : VOLATILES BY SW8260D			Matrix: Water	
HS25091273-02	MW-CB-2A_20250926_N_WG	26 Sep 2025 10:30			30 Sep 2025 22:46	1
HS25091273-03	MW-CB-2B_20250926_N_WG	26 Sep 2025 10:45			30 Sep 2025 23:06	1
HS25091273-04	RDP-3_20250926_N_WG	26 Sep 2025 10:55			30 Sep 2025 23:27	1
HS25091273-05	DUP-03_20250926_FD_WG	26 Sep 2025 00:00			30 Sep 2025 23:48	1
HS25091273-06	RDP-5_20250926_N_WG	26 Sep 2025 11:15			01 Oct 2025 00:09	1
HS25091273-07	PMW-08B_20250926_N_WG	26 Sep 2025 11:20			01 Oct 2025 00:30	1
HS25091273-09	MW-CB-6B_20250926_N_WG	26 Sep 2025 11:45			01 Oct 2025 00:51	1
Batch ID: R523014 (0)		Test Name : VOLATILES BY SW8260D			Matrix: Water	
HS25091273-01	TB-02_20250926	26 Sep 2025 10:15			01 Oct 2025 11:59	1

WorkOrder: HS25091273
 InstrumentID: VOA7
 Test Code: 8260D_W
 Test Number: SW8260D
 Test Name: Volatiles by SW8260D

**METHOD DETECTION /
 REPORTING LIMITS**

Matrix: Aqueous **Units:** mg/L

Type	Analyte	CAS	DCS Spike	DCS	MDL	PQL
A	1,2-Dichloroethane	107-06-2	0.0010	0.00084	0.00041	0.0020
S	1,2-Dichloroethane-d4	17060-07-0	0	0	0	0
S	4-Bromofluorobenzene	460-00-4	0	0	0	0
S	Dibromofluoromethane	1868-53-7	0	0	0	0
S	Toluene-d8	2037-26-5	0	0	0	0

WorkOrder: HS25091273
 InstrumentID: VOA4
 Test Code: 8260D_W
 Test Number: SW8260D
 Test Name: Volatiles by SW8260D

**METHOD DETECTION /
 REPORTING LIMITS**

Matrix: Aqueous

Units: mg/L

Type	Analyte	CAS	DCS Spike	DCS	MDL	PQL
A	1,2-Dichloroethane	107-06-2	0.0010	0.00094	0.00041	0.0020
S	1,2-Dichloroethane-d4	17060-07-0	0	0	0	0
S	4-Bromofluorobenzene	460-00-4	0	0	0	0
S	Dibromofluoromethane	1868-53-7	0	0	0	0
S	Toluene-d8	2037-26-5	0	0	0	0

Client: Rohm & Haas/Charlie Burch Dow
Project: Dow Charlie Burch 2H2025
WorkOrder: HS25091273

QC BATCH REPORT

Batch ID: R522925 (0)		Instrument: VOA7		Method: LOW LEVEL VOLATILES BY SW8260C						
MBLK	Sample ID: MBLK-250930	Units: mg/L			Analysis Date: 30-Sep-2025 11:20					
Client ID:	Run ID: VOA7_522925	SeqNo: 9059647		PrepDate:			DF: 1			
Analyte	Result	MQL	SPK Val	SPK Ref Value	%REC	Control Limit	RPD Ref Value	%RPD	RPD Limit Qual	
1,2-Dichloroethane	U	0.0020								
<i>Surr: 1,2-Dichloroethane-d4</i>	<i>0.048</i>	<i>0.0010</i>	<i>0.05</i>	<i>0</i>	<i>97.0</i>	<i>70 - 123</i>				
<i>Surr: 4-Bromofluorobenzene</i>	<i>0.052</i>	<i>0.0010</i>	<i>0.05</i>	<i>0</i>	<i>104</i>	<i>77 - 113</i>				
<i>Surr: Dibromofluoromethane</i>	<i>0.050</i>	<i>0.0010</i>	<i>0.05</i>	<i>0</i>	<i>101</i>	<i>73 - 126</i>				
<i>Surr: Toluene-d8</i>	<i>0.050</i>	<i>0.0010</i>	<i>0.05</i>	<i>0</i>	<i>99.5</i>	<i>81 - 120</i>				
LCS	Sample ID: LCS-250930	Units: mg/L			Analysis Date: 30-Sep-2025 10:15					
Client ID:	Run ID: VOA7_522925	SeqNo: 9059645		PrepDate:			DF: 1			
Analyte	Result	MQL	SPK Val	SPK Ref Value	%REC	Control Limit	RPD Ref Value	%RPD	RPD Limit Qual	
1,2-Dichloroethane	0.019	0.0020	0.02	0	93.5	70 - 124				
<i>Surr: 1,2-Dichloroethane-d4</i>	<i>0.047</i>	<i>0.0010</i>	<i>0.05</i>	<i>0</i>	<i>93.9</i>	<i>70 - 123</i>				
<i>Surr: 4-Bromofluorobenzene</i>	<i>0.048</i>	<i>0.0010</i>	<i>0.05</i>	<i>0</i>	<i>96.2</i>	<i>77 - 113</i>				
<i>Surr: Dibromofluoromethane</i>	<i>0.048</i>	<i>0.0010</i>	<i>0.05</i>	<i>0</i>	<i>96.3</i>	<i>73 - 126</i>				
<i>Surr: Toluene-d8</i>	<i>0.051</i>	<i>0.0010</i>	<i>0.05</i>	<i>0</i>	<i>101</i>	<i>81 - 120</i>				
LCSD	Sample ID: LCSD-250930	Units: mg/L			Analysis Date: 30-Sep-2025 10:37					
Client ID:	Run ID: VOA7_522925	SeqNo: 9059646		PrepDate:			DF: 1			
Analyte	Result	MQL	SPK Val	SPK Ref Value	%REC	Control Limit	RPD Ref Value	%RPD	RPD Limit Qual	
1,2-Dichloroethane	0.019	0.0020	0.02	0	96.8	70 - 124	0.01869	3.55	20	
<i>Surr: 1,2-Dichloroethane-d4</i>	<i>0.048</i>	<i>0.0010</i>	<i>0.05</i>	<i>0</i>	<i>96.6</i>	<i>70 - 123</i>	<i>0.04695</i>	<i>2.86</i>	<i>20</i>	
<i>Surr: 4-Bromofluorobenzene</i>	<i>0.047</i>	<i>0.0010</i>	<i>0.05</i>	<i>0</i>	<i>94.8</i>	<i>77 - 113</i>	<i>0.04812</i>	<i>1.54</i>	<i>20</i>	
<i>Surr: Dibromofluoromethane</i>	<i>0.049</i>	<i>0.0010</i>	<i>0.05</i>	<i>0</i>	<i>98.0</i>	<i>73 - 126</i>	<i>0.04815</i>	<i>1.74</i>	<i>20</i>	
<i>Surr: Toluene-d8</i>	<i>0.050</i>	<i>0.0010</i>	<i>0.05</i>	<i>0</i>	<i>101</i>	<i>81 - 120</i>	<i>0.05064</i>	<i>0.582</i>	<i>20</i>	

Revision: 1

Client: Rohm & Haas/Charlie Burch Dow
Project: Dow Charlie Burch 2H2025
WorkOrder: HS25091273

QC BATCH REPORT

Batch ID: R522925 (0)		Instrument: VOA7		Method: LOW LEVEL VOLATILES BY SW8260C						
MS		Sample ID: HS25091273-08MS		Units: mg/L		Analysis Date: 30-Sep-2025 19:03				
Client ID: PMW-09B_20250926_N_WG		Run ID: VOA7_522925		SeqNo: 9060280		PrepDate:		DF: 1		
Analyte	Result	MLQ	SPK Val	SPK Ref Value	%REC	Control Limit	RPD Ref Value	%RPD	RPD Limit	Qual
1,2-Dichloroethane	0.027	0.0020	0.02	0.02045	34.7	70 - 130				S
<i>Surr: 1,2-Dichloroethane-d4</i>	<i>0.048</i>	<i>0</i>	<i>0.05</i>	<i>0</i>	<i>95.9</i>	<i>70 - 130</i>				
<i>Surr: 4-Bromofluorobenzene</i>	<i>0.047</i>	<i>0</i>	<i>0.05</i>	<i>0</i>	<i>94.0</i>	<i>70 - 130</i>				
<i>Surr: Dibromofluoromethane</i>	<i>0.049</i>	<i>0</i>	<i>0.05</i>	<i>0</i>	<i>98.6</i>	<i>70 - 130</i>				
<i>Surr: Toluene-d8</i>	<i>0.049</i>	<i>0</i>	<i>0.05</i>	<i>0</i>	<i>98.4</i>	<i>70 - 130</i>				
MSD		Sample ID: HS25091273-08MSD		Units: mg/L		Analysis Date: 30-Sep-2025 19:25				
Client ID: PMW-09B_20250926_N_WG		Run ID: VOA7_522925		SeqNo: 9060281		PrepDate:		DF: 1		
Analyte	Result	MLQ	SPK Val	SPK Ref Value	%REC	Control Limit	RPD Ref Value	%RPD	RPD Limit	Qual
1,2-Dichloroethane	0.026	0.0020	0.02	0.02045	30.0	70 - 130	0.02739	3.47	20	S
<i>Surr: 1,2-Dichloroethane-d4</i>	<i>0.047</i>	<i>0</i>	<i>0.05</i>	<i>0</i>	<i>94.0</i>	<i>70 - 130</i>	<i>0.04796</i>	<i>2.05</i>	<i>20</i>	
<i>Surr: 4-Bromofluorobenzene</i>	<i>0.048</i>	<i>0</i>	<i>0.05</i>	<i>0</i>	<i>95.6</i>	<i>70 - 130</i>	<i>0.04700</i>	<i>1.66</i>	<i>20</i>	
<i>Surr: Dibromofluoromethane</i>	<i>0.049</i>	<i>0</i>	<i>0.05</i>	<i>0</i>	<i>97.9</i>	<i>70 - 130</i>	<i>0.04932</i>	<i>0.7</i>	<i>20</i>	
<i>Surr: Toluene-d8</i>	<i>0.049</i>	<i>0</i>	<i>0.05</i>	<i>0</i>	<i>98.7</i>	<i>70 - 130</i>	<i>0.04920</i>	<i>0.28</i>	<i>20</i>	

The following samples were analyzed in this batch: HS25091273-08

Client: Rohm & Haas/Charlie Burch Dow
Project: Dow Charlie Burch 2H2025
WorkOrder: HS25091273

QC BATCH REPORT

Batch ID: R522953 (0) **Instrument:** VOA4 **Method:** LOW LEVEL VOLATILES BY SW8260C

MBLK		Sample ID: MBLK-250930		Units: mg/L		Analysis Date: 30-Sep-2025 21:43			
Client ID:		Run ID: VOA4_522953		SeqNo: 9060185		PrepDate:		DF: 1	
Analyte	Result	MQL	SPK Val	SPK Ref Value	%REC	Control Limit	RPD Ref Value	%RPD	RPD Limit Qual
1,2-Dichloroethane	U	0.0020							
<i>Surr: 1,2-Dichloroethane-d4</i>	0.050	0.0010	0.05	0	99.6	70 - 123			
<i>Surr: 4-Bromofluorobenzene</i>	0.052	0.0010	0.05	0	104	77 - 113			
<i>Surr: Dibromofluoromethane</i>	0.050	0.0010	0.05	0	100	73 - 126			
<i>Surr: Toluene-d8</i>	0.049	0.0010	0.05	0	98.1	81 - 120			

LCS		Sample ID: LCS-250930		Units: mg/L		Analysis Date: 30-Sep-2025 20:41			
Client ID:		Run ID: VOA4_522953		SeqNo: 9060183		PrepDate:		DF: 1	
Analyte	Result	MQL	SPK Val	SPK Ref Value	%REC	Control Limit	RPD Ref Value	%RPD	RPD Limit Qual
1,2-Dichloroethane	0.020	0.0020	0.02	0	98.0	70 - 124			
<i>Surr: 1,2-Dichloroethane-d4</i>	0.052	0.0010	0.05	0	105	70 - 123			
<i>Surr: 4-Bromofluorobenzene</i>	0.051	0.0010	0.05	0	103	77 - 113			
<i>Surr: Dibromofluoromethane</i>	0.050	0.0010	0.05	0	100	73 - 126			
<i>Surr: Toluene-d8</i>	0.050	0.0010	0.05	0	99.1	81 - 120			

LCSD		Sample ID: LCSD-250930		Units: mg/L		Analysis Date: 30-Sep-2025 21:01			
Client ID:		Run ID: VOA4_522953		SeqNo: 9060184		PrepDate:		DF: 1	
Analyte	Result	MQL	SPK Val	SPK Ref Value	%REC	Control Limit	RPD Ref Value	%RPD	RPD Limit Qual
1,2-Dichloroethane	0.018	0.0020	0.02	0	91.3	70 - 124	0.01960	7.06	20
<i>Surr: 1,2-Dichloroethane-d4</i>	0.051	0.0010	0.05	0	103	70 - 123	0.05232	1.69	20
<i>Surr: 4-Bromofluorobenzene</i>	0.050	0.0010	0.05	0	100	77 - 113	0.05143	2.71	20
<i>Surr: Dibromofluoromethane</i>	0.050	0.0010	0.05	0	99.6	73 - 126	0.05017	0.694	20
<i>Surr: Toluene-d8</i>	0.051	0.0010	0.05	0	102	81 - 120	0.04955	2.57	20

The following samples were analyzed in this batch:

HS25091273-02	HS25091273-03	HS25091273-04	HS25091273-05
HS25091273-06	HS25091273-07	HS25091273-09	

Revision: 1

Client: Rohm & Haas/Charlie Burch Dow
Project: Dow Charlie Burch 2H2025
WorkOrder: HS25091273

QC BATCH REPORT

Batch ID: R523014 (0)		Instrument: VOA7		Method: VOLATILES BY SW8260D						
MBLK	Sample ID: MBLK-251001	Units: mg/L			Analysis Date: 01-Oct-2025 11:16					
Client ID:	Run ID: VOA7_523014	SeqNo: 9061462		PrepDate:			DF: 1			
Analyte	Result	MQL	SPK Val	SPK Ref Value	%REC	Control Limit	RPD Ref Value	%RPD	RPD Limit Qual	
1,2-Dichloroethane	U	0.0020								
<i>Surr: 1,2-Dichloroethane-d4</i>	<i>0.047</i>	<i>0</i>	<i>0.05</i>	<i>0</i>	<i>94.2</i>	<i>70 - 130</i>				
<i>Surr: 4-Bromofluorobenzene</i>	<i>0.053</i>	<i>0</i>	<i>0.05</i>	<i>0</i>	<i>105</i>	<i>70 - 130</i>				
<i>Surr: Dibromofluoromethane</i>	<i>0.050</i>	<i>0</i>	<i>0.05</i>	<i>0</i>	<i>99.5</i>	<i>70 - 130</i>				
<i>Surr: Toluene-d8</i>	<i>0.050</i>	<i>0</i>	<i>0.05</i>	<i>0</i>	<i>101</i>	<i>70 - 130</i>				
LCS	Sample ID: LCS-251001	Units: mg/L			Analysis Date: 01-Oct-2025 10:11					
Client ID:	Run ID: VOA7_523014	SeqNo: 9061460		PrepDate:			DF: 1			
Analyte	Result	MQL	SPK Val	SPK Ref Value	%REC	Control Limit	RPD Ref Value	%RPD	RPD Limit Qual	
1,2-Dichloroethane	0.018	0.0020	0.02	0	89.3	70 - 130				
<i>Surr: 1,2-Dichloroethane-d4</i>	<i>0.047</i>	<i>0</i>	<i>0.05</i>	<i>0</i>	<i>93.5</i>	<i>70 - 130</i>				
<i>Surr: 4-Bromofluorobenzene</i>	<i>0.049</i>	<i>0</i>	<i>0.05</i>	<i>0</i>	<i>98.1</i>	<i>70 - 130</i>				
<i>Surr: Dibromofluoromethane</i>	<i>0.049</i>	<i>0</i>	<i>0.05</i>	<i>0</i>	<i>98.9</i>	<i>70 - 130</i>				
<i>Surr: Toluene-d8</i>	<i>0.051</i>	<i>0</i>	<i>0.05</i>	<i>0</i>	<i>102</i>	<i>70 - 130</i>				
LCSD	Sample ID: LCSD-251001	Units: mg/L			Analysis Date: 01-Oct-2025 10:33					
Client ID:	Run ID: VOA7_523014	SeqNo: 9061461		PrepDate:			DF: 1			
Analyte	Result	MQL	SPK Val	SPK Ref Value	%REC	Control Limit	RPD Ref Value	%RPD	RPD Limit Qual	
1,2-Dichloroethane	0.019	0.0020	0.02	0	94.9	70 - 130	0.01786	6.12	20	
<i>Surr: 1,2-Dichloroethane-d4</i>	<i>0.048</i>	<i>0</i>	<i>0.05</i>	<i>0</i>	<i>96.5</i>	<i>70 - 130</i>	<i>0.04677</i>	<i>3.07</i>	<i>20</i>	
<i>Surr: 4-Bromofluorobenzene</i>	<i>0.047</i>	<i>0</i>	<i>0.05</i>	<i>0</i>	<i>94.5</i>	<i>70 - 130</i>	<i>0.04906</i>	<i>3.81</i>	<i>20</i>	
<i>Surr: Dibromofluoromethane</i>	<i>0.048</i>	<i>0</i>	<i>0.05</i>	<i>0</i>	<i>96.4</i>	<i>70 - 130</i>	<i>0.04944</i>	<i>2.58</i>	<i>20</i>	
<i>Surr: Toluene-d8</i>	<i>0.051</i>	<i>0</i>	<i>0.05</i>	<i>0</i>	<i>101</i>	<i>70 - 130</i>	<i>0.05111</i>	<i>0.983</i>	<i>20</i>	

Revision: 1

Client: Rohm & Haas/Charlie Burch Dow
Project: Dow Charlie Burch 2H2025
WorkOrder: HS25091273

QC BATCH REPORT

Batch ID: R523014 (0) **Instrument:** VOA7 **Method:** VOLATILES BY SW8260D

MS		Sample ID: HS25091274-19MS		Units: mg/L		Analysis Date: 01-Oct-2025 18:50			
Client ID:		Run ID: VOA7_523014		SeqNo: 9062881		PrepDate:		DF: 1	
Analyte	Result	MLQ	SPK Val	SPK Ref Value	%REC	Control Limit	RPD Ref Value	%RPD	RPD Limit Qual
1,2-Dichloroethane	0.020	0.0020	0.02	0	98.6	70 - 130			
<i>Surr: 1,2-Dichloroethane-d4</i>	<i>0.049</i>	<i>0</i>	<i>0.05</i>	<i>0</i>	<i>98.3</i>	<i>70 - 130</i>			
<i>Surr: 4-Bromofluorobenzene</i>	<i>0.047</i>	<i>0</i>	<i>0.05</i>	<i>0</i>	<i>93.7</i>	<i>70 - 130</i>			
<i>Surr: Dibromofluoromethane</i>	<i>0.049</i>	<i>0</i>	<i>0.05</i>	<i>0</i>	<i>98.0</i>	<i>70 - 130</i>			
<i>Surr: Toluene-d8</i>	<i>0.051</i>	<i>0</i>	<i>0.05</i>	<i>0</i>	<i>101</i>	<i>70 - 130</i>			

MSD		Sample ID: HS25091274-19MSD		Units: mg/L		Analysis Date: 01-Oct-2025 19:12			
Client ID:		Run ID: VOA7_523014		SeqNo: 9062882		PrepDate:		DF: 1	
Analyte	Result	MLQ	SPK Val	SPK Ref Value	%REC	Control Limit	RPD Ref Value	%RPD	RPD Limit Qual
1,2-Dichloroethane	0.019	0.0020	0.02	0	94.9	70 - 130	0.01972	3.88	20
<i>Surr: 1,2-Dichloroethane-d4</i>	<i>0.046</i>	<i>0</i>	<i>0.05</i>	<i>0</i>	<i>92.8</i>	<i>70 - 130</i>	<i>0.04914</i>	<i>5.76</i>	<i>20</i>
<i>Surr: 4-Bromofluorobenzene</i>	<i>0.048</i>	<i>0</i>	<i>0.05</i>	<i>0</i>	<i>96.3</i>	<i>70 - 130</i>	<i>0.04685</i>	<i>2.72</i>	<i>20</i>
<i>Surr: Dibromofluoromethane</i>	<i>0.049</i>	<i>0</i>	<i>0.05</i>	<i>0</i>	<i>97.9</i>	<i>70 - 130</i>	<i>0.04900</i>	<i>0.049</i>	<i>20</i>
<i>Surr: Toluene-d8</i>	<i>0.051</i>	<i>0</i>	<i>0.05</i>	<i>0</i>	<i>102</i>	<i>70 - 130</i>	<i>0.05056</i>	<i>0.42</i>	<i>20</i>

The following samples were analyzed in this batch: HS25091273-01

Client: Rohm & Haas/Charlie Burch Dow
Project: Dow Charlie Burch 2H2025
WorkOrder: HS25091273

**QUALIFIERS,
ACRONYMS, UNITS**

Qualifier	Description
*	Value exceeds Regulatory Limit
a	Not accredited
B	Analyte detected in the associated Method Blank above the Reporting Limit
E	Value above quantitation range
H	Analyzed outside of Holding Time
J	Analyte detected below quantitation limit
M	Manually integrated, see raw data for justification
n	Not offered for accreditation
ND	Not Detected at the Reporting Limit
O	Sample amount is > 4 times amount spiked
P	Dual Column results percent difference > 40%
R	RPD above laboratory control limit
S	Spike Recovery outside laboratory control limits
U	Analyzed but not detected above the MDL/SDL

Acronym	Description
DCS	Detectability Check Study
DUP	Method Duplicate
LCS	Laboratory Control Sample
LCSD	Laboratory Control Sample Duplicate
MBLK	Method Blank
MDL	Method Detection Limit
MQL	Method Quantitation Limit
MS	Matrix Spike
MSD	Matrix Spike Duplicate
PDS	Post Digestion Spike
PQL	Practical Quantitation Limit
SD	Serial Dilution
SDL	Sample Detection Limit
TRRP	Texas Risk Reduction Program

Unit Reported	Description
mg/L	Milligrams per Liter

CERTIFICATIONS,ACCREDITATIONS & LICENSES

Agency	Number	Expire Date
Arizona	AZ0793	27-May-2026
Arkansas	88-00356_2024	17-Mar-2026
California	2919 - 2025	30-Apr-2026
Dept of Defense	L24-239	30-Apr-2026
Dept of Defense	L24-240	30-Apr-2026
Florida	E87611-2025	30-Jun-2026
Illinois	200032 - 2025	31-Jul-2026
Kansas	KS-C25-00168	31-Jul-2026
Kentucky	123043-2025	30-Apr-2026
Louisiana	03087-2025	30-Jun-2026
Maine	2024017	23-Jun-2026
Michigan	9971-2025	30-Apr-2026
Minnesota	2856348	31-Dec-2025
Missouri	136	30-Sep-2026
Nebraska	NE-OS-25-13 - 2025	30-Apr-2026
Nevada	NV-C25-00124 - 2025	31-Jul-2026
New Hampshire	209425	24-Apr-2026
New Jersey	TX008-2025	30-Jun-2026
New York	11707 - 2025	01-Apr-2026
North Carolina	624 - 2024	31-Dec-2025
Oregon	TX200002-013	15-May-2026
Pennsylvania	019	01-Jul-2026
Tennessee	TN	30-Apr-2026
Texas	TX-C25-00104	30-Apr-2026

Sample Receipt Checklist

Work Order ID: HS25091273

Date/Time Received: 26-Sep-2025 16:30

Client Name: Rohm & Haas-Dow Spring

Received by: Kaycee Rogers

Completed By: /S/ Kaycee Rogers	26-Sep-2025 19:17	Reviewed by: /S/ Beverly Mustafa	29-Sep-2025 09:40
eSignature	Date/Time	eSignature	Date/Time

Matrices: **W**

Carrier name: **ALS Courier**

- Shipping container/cooler in good condition? Yes No Not Present
- Custody seals intact on shipping container/cooler? Yes No Not Present
- Custody seals intact on sample bottles? Yes No Not Present
- VOA/TX1005/TX1006 Solids in hermetically sealed vials? Yes No Not Present
- Chain of custody present? Yes No 1 Page(s)
- Chain of custody signed when relinquished and received? Yes No COC IDs:349640
- Samplers name present on COC? Yes No
- Chain of custody agrees with sample labels? Yes No
- Samples in proper container/bottle? Yes No
- Sample containers intact? Yes No
- Sufficient sample volume for indicated test? Yes No
- All samples received within holding time? Yes No
- Container/Temp Blank temperature in compliance? Yes No

Temperature(s)/Thermometer(s):	1.0UC/1.0C	IR 34
Cooler(s)/Kit(s):	75784	
Date/Time sample(s) sent to storage:	09/26/2025 1917	

- Water - VOA vials have zero headspace? Yes No No VOA vials submitted
- Water - pH acceptable upon receipt? Yes No N/A
- pH adjusted? Yes No N/A

pH adjusted by:

Login Notes:

Client Contacted: Date Contacted: Person Contacted:

Contacted By: Regarding:

Comments:

Corrective Action:



Cincinnati, OH
+1 513 733 5336

Fort Collins, CO
+1 970 490 1511

Everett, WA
+1 425 356 2600

Holland, MI
+1 616 399 6070

Chain of Custody Form

HS25091273

.wv

Page 1 of 1

Rohm & Haas/Charlie Burch Dow
Dow Charlie Burch 2H2025

COC ID: 349640



ALS Project Manager:

Customer Information		Project Information		
Purchase Order	Script	Project Name	Dow Charlie Burch 2H2025	A 8260_LL_W(1,2-DCA 8260)
Work Order		Project Number	Rummel GW	B
Company Name	Union Carbide/Dow Texas City	Bill To Company	The Dow Chemical Company	C Site Contact* dbelete@dow.com Company Code 4050
Send Report To	John Ynfante	Invoice Attn	Accounts Payable	D Plant Code A400 Internal Order Number 400321
Address	3301 5th Ave S,	Address	2211 H.H. DOW WAY	E GL Account 640000
				F Material Group 77121700
City/State/Zip	Texas City, TX 77590	City/State/Zip	Midland MI 48674	G PMW-09B-20250926 MSIMSD
Phone	(409) -94-5-56	Phone		H
Fax		Fax		I
e-Mail Address	John.Ynfante@jacobs.com	e-Mail Address	FUSELAP@dow.com	J

No.	Sample Description	Date	Time	Matrix	Pres.	# Bottles	A	B	C	D	E	F	G	H	I	J	Hold
1	TB-02-20250926	9/26/25	1015	W	HCl	2	X										
2	MW-CB-2A-20250926-N-WG	9/26/25	1030	W	HCl	3	X										
3	MW-CB-2B-20250926-N-WG	9/26/25	1045	W	HCl	3	X										
4	RDP-3-20250926-N-WG	9/26/25	1055	W	HCl	3	X										
5	DUP-03-20250926-FD-WG	9/26/25	—	W	HCl	3	X										
6	RDP-5-20250926-N-WG	9/26/25	1115	W	HCl	3	X										
7	PMW-09B-20250926-N-WG	9/26/25	1120	W	HCl	3	X										
8	PMW-09B-20250926-N-WG	9/26/25	1130	W	HCl	9	X						X				
9	MW-CB-6B-20250926-N-WG	9/26/25	1145	W	HCl	3	X										
10																	

Sampler(s) Please Print & Sign: Jessica Umke Shipment Method: Courier Required Turnaround Time: (Check Box) STD 10 Wk Days 5 Wk Days 2 Wk Days 24 Hour Results Due Date: _____

Relinquished by: Jessica Umke Date: 9/26/25 Time: 1430 Received by: [Signature] Notes: Dow Charlie Burch
 Relinquished by: D.S. Date: 9.26.25 Time: 1630 Received by (Laboratory): _____
 Logged by (Laboratory): _____ Date: 9/26/25 Time: 1630 Checked by (Laboratory): [Signature]
 Cooler ID: 75784 Cooler Temp: 1.0 QC Package: (Check One Box Below) Level II Std OC TRRP Checklist TRRP Level IV
 Level III Std Q/Raw Date Level IV SW846/CLP Other

Preservative Key: 1-HCl 2-HNO₃ 3-H₂SO₄ 4-NaOH 5-Na₂S₂O₈ 6-NaHSO₄ 7-Other 8-4°C 9-5035

Note: 1. Any changes must be made in writing once samples and COC Form have been submitted to ALS Environmental.
 2. Unless otherwise agreed in a formal contract, services provided by ALS Environmental are expressly limited to the terms and conditions stated on the reverse.
 3. The Chain of Custody is a legal document. All information must be completed accurately.

Copyright 2011 by ALS Environmental



right solutions.
right partner.

10450 Stancliff Rd. Suite 210
Houston, TX 77099
T: +1 281 530 5656
F: +1 281 530 5887

October 10, 2025

John Ynfante
Rohm & Haas/Charlie Burch Dow
25520 Richards Road
Spring, TX 77386

Work Order: **HS25091274**

Laboratory Results for: **Dow Charlie Burch 2H2025**

Dear John Ynfante,

ALS Environmental received 19 sample(s) on Sep 26, 2025 for the analysis presented in the following report.

This is a REVISED REPORT. Please see the Case Narrative for discussion concerning this revision.

Regards,

Generated By: DAYNA.FISHER
Sebastian Lugo
Project Manager

Client: Rohm & Haas/Charlie Burch Dow
Project: Dow Charlie Burch 2H2025
WorkOrder: HS25091274

**TRRP Laboratory Data
Package Cover Page**

This data package consists of all or some of the following as applicable:

This signature page, the laboratory review checklist, and the following reportable data:

- R1 Field chain-of-custody documentation;
- R2 Sample identification cross-reference;
- R3 Test reports (analytical data sheets) for each environmental sample that includes:
 - a) Items consistent with NELAC Chapter 5,
 - b) dilution factors,
 - c) preparation methods,
 - d) cleanup methods, and
 - e) if required for the project, tentatively identified compounds (TICs).
- R4 Surrogate recovery data including:
 - a) Calculated recovery (%R), and
 - b) The laboratory's surrogate QC limits.
- R5 Test reports/summary forms for blank samples;
- R6 Test reports/summary forms for laboratory control samples (LCSs) including:
 - a) LCS spiking amounts,
 - b) Calculated %R for each analyte, and
 - c) The laboratory's LCS QC limits.
- R7 Test reports for project matrix spike/matrix spike duplicates (MS/MSDs) including:
 - a) Samples associated with the MS/MSD clearly identified,
 - b) MS/MSD spiking amounts,
 - c) Concentration of each MS/MSD analyte measured in the parent and spiked samples,
 - d) Calculated %Rs and relative percent differences (RPDs), and
 - e) The laboratory's MS/MSD QC limits.
- R8 Laboratory analytical duplicate (if applicable) recovery and precision:
 - a) the amount of analyte measured in the duplicate,
 - b) the calculated RPD, and
 - c) the laboratory's QC limits for analytical duplicates.
- R9 List of method quantitation limits (MQLs) and detectability check sample results for each analyte for each method and matrix.
- R10 Other problems or anomalies.
The Exception Report for each "No" or "Not Reviewed (NR)" item in Laboratory Review Checklist and for each analyte, matrix, and method for which the laboratory does not hold NELAC accreditation under the Texas Laboratory Accreditation Program.

Client: Rohm & Haas/Charlie Burch Dow
Project: Dow Charlie Burch 2H2025
WorkOrder: HS25091274

**TRRP Laboratory Data
Package Cover Page**

Release Statement: I am responsible for the release of this laboratory data package. This laboratory is NELAC accredited under the Texas Laboratory Accreditation Program for all the methods, analytes and matrices reported in this data package except as noted in the Exception Reports. The data have been reviewed and are technically compliant with the requirements of the methods used, except where noted by the laboratory in the attached exception reports. By my signature below, I affirm to the best of my knowledge, all problems/anomalies, observed by the laboratory have been identified by the laboratory in the Laboratory Review Checklist, and no information affecting the quality of the data has been knowingly withheld.

Check, if applicable: [NA] This laboratory meets an exception under 30 TAC §25.6 and was last inspected by TCEQ or _____ on (enter date of last inspection). Any findings affecting the data in this laboratory data package are noted in the Exception Reports herein. The official signing the cover page of the report in which these data are used is responsible for releasing this data package and is by signature affirming the above release statement is true.



Sebastian Lugo
Project Manager

Laboratory Review Checklist: Reportable Data

Laboratory Name: ALS Laboratory Group			LRC Date: 10/10/2025				
Project Name: Dow Charlie Burch 2H2025			Laboratory Job Number: HS25091274				
Reviewer Name: Sebastian Lugo			Prep Batch Number(s): R522921,R522953,R523014				
# ¹	A ²	Description	Yes	No	NA ³	NR ⁴	ER# ⁵
R1	OI	Chain-of-custody (C-O-C)					
		Did samples meet the laboratory's standard conditions of sample acceptability upon receipt?	X				
		Were all departures from standard conditions described in an exception report?	X				
R2	OI	Sample and quality control (QC) identification					
		Are all field sample ID numbers cross-referenced to the laboratory ID numbers?	X				
		Are all laboratory ID numbers cross-referenced to the corresponding QC data?	X				
R3	OI	Test reports					
		Were all samples prepared and analyzed within holding times?	X				
		Other than those results < MQL, were all other raw values bracketed by calibration standards?	X				
		Were calculations checked by a peer or supervisor?	X				
		Were all analyte identifications checked by a peer or supervisor?	X				
		Were sample detection limits reported for all analytes not detected?	X				
		Were all results for soil and sediment samples reported on a dry weight basis?			X		
		Were % moisture (or solids) reported for all soil and sediment samples?			X		
		Were bulk soils/solids samples for volatile analysis extracted with methanol per SW-846 Method 5035?			X		
		If required for the project, TICs reported?			X		
R4	O	Surrogate recovery data					
		Were surrogates added prior to extraction?	X				
		Were surrogate percent recoveries in all samples within the laboratory QC limits?	X				
R5	OI	Test reports/summary forms for blank samples					
		Were appropriate type(s) of blanks analyzed?	X				
		Were blanks analyzed at the appropriate frequency?	X				
		Were method blanks taken through the entire analytical process, including preparation and, if applicable, cleanup procedures?	X				
		Were blank concentrations < MQL?	X				
R6	OI	Laboratory control samples (LCS):					
		Were all COCs included in the LCS?	X				
		Was each LCS taken through the entire analytical procedure, including prep and cleanup steps?	X				
		Were LCSs analyzed at the required frequency?	X				
		Were LCS (and LCSD, if applicable) %Rs within the laboratory QC limits?	X				
		Does the detectability data document the laboratory's capability to detect the COCs at the MDL used to calculate the SDLs?	X				
		Was the LCSD RPD within QC limits?	X				
R7	OI	Matrix spike (MS) and matrix spike duplicate (MSD) data					
		Were the project/method specified analytes included in the MS and MSD?	X				
		Were MS/MSD analyzed at the appropriate frequency?		X			1
		Were MS (and MSD, if applicable) %Rs within the laboratory QC limits?	X				
		Were MS/MSD RPDs within laboratory QC limits?	X				
R8	OI	Analytical duplicate data					
		Were appropriate analytical duplicates analyzed for each matrix?			X		
		Were analytical duplicates analyzed at the appropriate frequency?			X		
		Were RPDs or relative standard deviations within the laboratory QC limits?			X		
R9	OI	Method quantitation limits (MQLs):					
		Are the MQLs for each method analyte included in the laboratory data package?	X				
		Do the MQLs correspond to the concentration of the lowest non-zero calibration standard?	X				
		Are unadjusted MQLs and DCSs included in the laboratory data package?	X				
R10	OI	Other problems/anomalies					
		Are all known problems/anomalies/special conditions noted in this LRC and ER?	X				2
		Were all necessary corrective actions performed for the reported data?	X				
		Was applicable and available technology used to lower the SDL and minimize the matrix interference affects on the sample results?	X				
		Is the laboratory NELAC-accredited under the Texas Laboratory Program for the analytes, matrices and methods associated with this laboratory data package?	X				

Items identified by the letter "R" must be included in the laboratory data package submitted in the TRRP-required report(s). Items identified by the letter "S" should be retained and made available upon request for the appropriate retention period.

O = Organic Analyses; I = Inorganic Analyses (and general chemistry, when applicable); NA = Not Applicable; NR = Not Reviewed; R# = Exception Report identification number (an Exception Report should be completed for an item if "NR" or "No" is checked).

Laboratory Review Checklist: Supporting Data

Laboratory Name: ALS Laboratory Group		LRC Date: 10/10/2025					
Project Name: Dow Charlie Burch 2H2025		Laboratory Job Number: HS25091274					
Reviewer Name: Sebastian Lugo		Prep Batch Number(s): R522921,R522953,R523014					
# ¹	A ²	Description	Yes	No	NA ³	NR ⁴	ER# ⁵
S1	OI	Initial calibration (ICAL)					
		Were response factors and/or relative response factors for each analyte within QC limits?	X				
		Were percent RSDs or correlation coefficient criteria met?	X				
		Was the number of standards recommended in the method used for all analytes?	X				
		Were all points generated between the lowest and highest standard used to calculate the curve?	X				
		Are ICAL data available for all instruments used?	X				
		Has the initial calibration curve been verified using an appropriate second source standard?	X				
S2	OI	Initial and continuing calibration verification (ICCV and CCV) and continuing calibration blank (CCB)					
		Was the CCV analyzed at the method-required frequency?	X				
		Were percent differences for each analyte within the method-required QC limits?	X				
		Was the ICAL curve verified for each analyte?	X				
		Was the absolute value of the analyte concentration in the inorganic CCB < MDL?			X		
S3	O	Mass spectral tuning:					
		Was the appropriate compound for the method used for tuning?	X				
		Were ion abundance data within the method-required QC limits?	X				
S4	O	Internal standards (IS):					
		Were IS area counts and retention times within the method-required QC limits?	X				
S5	OI	Raw data (NELAC section 1 appendix A glossary, and section 5.12 or ISO/IEC 17025 section					
		Were the raw data (for example, chromatograms, spectral data) reviewed by an analyst?	X				
		Were data associated with manual integrations flagged on the raw data?	X				
S6	O	Dual column confirmation					
		Did dual column confirmation results meet the method-required QC?			X		
S7	O	Tentatively identified compounds (TICs):					
		If TICs were requested, were the mass spectra and TIC data subject to appropriate checks?			X		
S8	I	Interference Check Sample (ICS) results:					
		Were percent recoveries within method QC limits?			X		
S9	I	Serial dilutions, post digestion spikes, and method of standard additions					
		Were percent differences, recoveries, and the linearity within the QC limits specified in the method?			X		
S10	OI	Method detection limit (MDL) studies					
		Was a MDL study performed for each reported analyte?	X				
		Is the MDL either adjusted or supported by the analysis of DCSs?	X				
S11	OI	Proficiency test reports:					
		Was the laboratory's performance acceptable on the applicable proficiency tests or evaluation studies?	X				
S12	OI	Standards documentation					
		Are all standards used in the analyses NIST-traceable or obtained from other appropriate sources?	X				
S13	OI	Compound/analyte identification procedures					
		Are the procedures for compound/analyte identification documented?	X				
S14	OI	Demonstration of analyst competency (DOC)					
		Was DOC conducted consistent with NELAC Chapter 5C or ISO/IEC 4?	X				
		Is documentation of the analyst's competency up-to-date and on file?	X				
S15	OI	Verification/validation documentation for methods (NELAC Chap 5 or ISO/IEC 17025 Section 5)					
		Are all the methods used to generate the data documented, verified, and validated, where applicable?	X				
S16	OI	Laboratory standard operating procedures (SOPs):					
		Are laboratory SOPs current and on file for each method performed?	X				

Items identified by the letter "R" must be included in the laboratory data package submitted in the TRRP-required report(s). Items identified by the letter "S" should be retained and made available upon request for the appropriate retention period.

O = Organic Analyses; I = Inorganic Analyses (and general chemistry, when applicable);

NA = Not Applicable; NR = Not Reviewed;

R# = Exception Report identification number (an Exception Report should be completed for an item if "NR" or "No" is checked).

Laboratory Review Checklist: Exception Reports

Laboratory Name: ALS Laboratory Group	LRC Date: 10/10/2025
Project Name: Dow Charlie Burch 2H2025	Laboratory Number: HS25091274
Reviewer Name: Sebastian Lugo	Prep Batch Number(s): R522921,R522953,R523014

ER# ⁵	Description
1	Batch R522953, Volatiles Method SW8260, Insufficient sample received to perform MS/MSD. An LCS/LCSD was performed as batch quality control.
2	Revised October 10, 2025, to update the reporting units from ug/L to mg/L.

Items identified by the letter "R" must be included in the laboratory data package submitted in the TRRP-required report(s). Items identified by the letter "S" should be retained and made available upon request for the appropriate retention period.
 O = Organic Analyses; I = Inorganic Analyses (and general chemistry, when applicable);
 NA = Not Applicable;
 NR = Not Reviewed;
 R# = Exception Report identification number (an Exception Report should be completed for an item if "NR" or "No" is checked).

Client: Rohm & Haas/Charlie Burch Dow
Project: Dow Charlie Burch 2H2025
Work Order: HS25091274

SAMPLE SUMMARY

Lab Samp ID	Client Sample ID	Matrix	TagNo	Collection Date	Date Received	Hold
HS25091274-01	TB-01-20250925	Water	CG-081225 -419	25-Sep-2025 11:15	26-Sep-2025 16:30	<input type="checkbox"/>
HS25091274-02	EB-01-20250925	Water		25-Sep-2025 11:30	26-Sep-2025 16:30	<input type="checkbox"/>
HS25091274-03	OW-2-20250925_N_WG	Water		25-Sep-2025 11:45	26-Sep-2025 16:30	<input type="checkbox"/>
HS25091274-04	RW-CB-5R_20250925_N_WG	Water		25-Sep-2025 12:05	26-Sep-2025 16:30	<input type="checkbox"/>
HS25091274-05	RW-CB-4R_20250925_N_WG	Water		25-Sep-2025 12:30	26-Sep-2025 16:30	<input type="checkbox"/>
HS25091274-06	RW-CB-4_20250925_N_WG	Water		25-Sep-2025 12:40	26-Sep-2025 16:30	<input type="checkbox"/>
HS25091274-07	RW-CB-3D_20250925_N_WG	Water		25-Sep-2025 13:00	26-Sep-2025 16:30	<input type="checkbox"/>
HS25091274-08	RW-CB-3R_20250925_N_WG	Water		25-Sep-2025 13:45	26-Sep-2025 16:30	<input type="checkbox"/>
HS25091274-09	MW-CB-1B_20250925_N_WG	Water		25-Sep-2025 14:00	26-Sep-2025 16:30	<input type="checkbox"/>
HS25091274-10	MW-CB-1A_20250925_N_WG	Water		25-Sep-2025 14:15	26-Sep-2025 16:30	<input type="checkbox"/>
HS25091274-11	DUP-01_20250925_FD_WQ	Water		25-Sep-2025 00:00	26-Sep-2025 16:30	<input type="checkbox"/>
HS25091274-12	MW-CB-1BS_20250925_N_WG	Water		25-Sep-2025 14:25	26-Sep-2025 16:30	<input type="checkbox"/>
HS25091274-13	DUP-02_20250925_FD_WQ	Water		25-Sep-2025 00:00	26-Sep-2025 16:30	<input type="checkbox"/>
HS25091274-14	RW-CB-2R_20250925_N_WG	Water		25-Sep-2025 15:00	26-Sep-2025 16:30	<input type="checkbox"/>
HS25091274-15	TB-01_20250926	Water	CG-081225 -435	26-Sep-2025 08:00	26-Sep-2025 16:30	<input type="checkbox"/>
HS25091274-16	MW-CB-5A_20250926_N_WG	Water		26-Sep-2025 08:45	26-Sep-2025 16:30	<input type="checkbox"/>
HS25091274-17	RW-CB-2_20250926_N_WG	Water		26-Sep-2025 09:05	26-Sep-2025 16:30	<input type="checkbox"/>
HS25091274-18	MW-CB-4_20250926_N_WG	Water		26-Sep-2025 09:20	26-Sep-2025 16:30	<input type="checkbox"/>
HS25091274-19	MW-CB-7B_20250926_N_WG	Water		26-Sep-2025 09:40	26-Sep-2025 16:30	<input type="checkbox"/>

Client: Rohm & Haas/Charlie Burch Dow
Project: Dow Charlie Burch 2H2025
Work Order: HS25091274

CASE NARRATIVE

Work Order Comments

- Revised October 10, 2025, to update the reporting units from ug/L to mg/L.
-

Client: Rohm & Haas/Charlie Burch Dow
 Project: Dow Charlie Burch 2H2025
 Sample ID: TB-01-20250925
 Collection Date: 25-Sep-2025 11:15

ANALYTICAL REPORT

WorkOrder:HS25091274
 Lab ID:HS25091274-01
 Matrix:Water

ANALYSES	RESULT	QUAL	SDL	MQL	UNITS	DILUTION FACTOR	DATE ANALYZED
VOLATILES BY SW8260D		Method:SW8260D		Analyst: AKP			
1,2-Dichloroethane	U		0.00041	0.0020	mg/L	1	30-Sep-2025 22:25
Surr: 1,2-Dichloroethane-d4	98.9			70-126	%REC	1	30-Sep-2025 22:25
Surr: 4-Bromofluorobenzene	102			77-113	%REC	1	30-Sep-2025 22:25
Surr: Dibromofluoromethane	99.5			77-123	%REC	1	30-Sep-2025 22:25
Surr: Toluene-d8	97.2			82-127	%REC	1	30-Sep-2025 22:25

Client: Rohm & Haas/Charlie Burch Dow
 Project: Dow Charlie Burch 2H2025
 Sample ID: EB-01-20250925
 Collection Date: 25-Sep-2025 11:30

ANALYTICAL REPORT

WorkOrder:HS25091274
 Lab ID:HS25091274-02
 Matrix:Water

ANALYSES	RESULT	QUAL	SDL	MQL	UNITS	DILUTION FACTOR	DATE ANALYZED
VOLATILES BY SW8260D		Method:SW8260D		Analyst: AKP			
1,2-Dichloroethane	U		0.00041	0.0020	mg/L	1	01-Oct-2025 01:12
Surr: 1,2-Dichloroethane-d4	99.5			70-126	%REC	1	01-Oct-2025 01:12
Surr: 4-Bromofluorobenzene	102			77-113	%REC	1	01-Oct-2025 01:12
Surr: Dibromofluoromethane	101			77-123	%REC	1	01-Oct-2025 01:12
Surr: Toluene-d8	98.9			82-127	%REC	1	01-Oct-2025 01:12

Client: Rohm & Haas/Charlie Burch Dow
Project: Dow Charlie Burch 2H2025
Sample ID: OW-2-20250925_N_WG
Collection Date: 25-Sep-2025 11:45

ANALYTICAL REPORT
WorkOrder:HS25091274
Lab ID:HS25091274-03
Matrix:Water

ANALYSES	RESULT	QUAL	SDL	MQL	UNITS	DILUTION FACTOR	DATE ANALYZED
VOLATILES BY SW8260D		Method:SW8260D		Analyst: AKP			
1,2-Dichloroethane	0.00090	J	0.00041	0.0020	mg/L	1	01-Oct-2025 01:32
Surr: 1,2-Dichloroethane-d4	100.0			70-126	%REC	1	01-Oct-2025 01:32
Surr: 4-Bromofluorobenzene	103			77-113	%REC	1	01-Oct-2025 01:32
Surr: Dibromofluoromethane	101			77-123	%REC	1	01-Oct-2025 01:32
Surr: Toluene-d8	99.6			82-127	%REC	1	01-Oct-2025 01:32

Client: Rohm & Haas/Charlie Burch Dow
Project: Dow Charlie Burch 2H2025
Sample ID: RW-CB-5R_20250925_N_WG
Collection Date: 25-Sep-2025 12:05

ANALYTICAL REPORT
WorkOrder:HS25091274
Lab ID:HS25091274-04
Matrix:Water

ANALYSES	RESULT	QUAL	SDL	MQL	UNITS	DILUTION FACTOR	DATE ANALYZED
VOLATILES BY SW8260D		Method:SW8260D		Analyst: AKP			
1,2-Dichloroethane	0.0043		0.00041	0.0020	mg/L	1	01-Oct-2025 01:53
Surr: 1,2-Dichloroethane-d4	101			70-126	%REC	1	01-Oct-2025 01:53
Surr: 4-Bromofluorobenzene	101			77-113	%REC	1	01-Oct-2025 01:53
Surr: Dibromofluoromethane	99.8			77-123	%REC	1	01-Oct-2025 01:53
Surr: Toluene-d8	99.2			82-127	%REC	1	01-Oct-2025 01:53

Client: Rohm & Haas/Charlie Burch Dow
Project: Dow Charlie Burch 2H2025
Sample ID: RW-CB-4R_20250925_N_WG
Collection Date: 25-Sep-2025 12:30

ANALYTICAL REPORT
WorkOrder:HS25091274
Lab ID:HS25091274-05
Matrix:Water

ANALYSES	RESULT	QUAL	SDL	MQL	UNITS	DILUTION FACTOR	DATE ANALYZED
VOLATILES BY SW8260D		Method:SW8260D		Analyst: AKP			
1,2-Dichloroethane	U		0.00041	0.0020	mg/L	1	01-Oct-2025 02:14
Surr: 1,2-Dichloroethane-d4	99.9			70-126	%REC	1	01-Oct-2025 02:14
Surr: 4-Bromofluorobenzene	105			77-113	%REC	1	01-Oct-2025 02:14
Surr: Dibromofluoromethane	101			77-123	%REC	1	01-Oct-2025 02:14
Surr: Toluene-d8	97.6			82-127	%REC	1	01-Oct-2025 02:14

Client: Rohm & Haas/Charlie Burch Dow
 Project: Dow Charlie Burch 2H2025
 Sample ID: RW-CB-4_20250925_N_WG
 Collection Date: 25-Sep-2025 12:40

ANALYTICAL REPORT
 WorkOrder:HS25091274
 Lab ID:HS25091274-06
 Matrix:Water

ANALYSES	RESULT	QUAL	SDL	MQL	UNITS	DILUTION FACTOR	DATE ANALYZED
VOLATILES BY SW8260D		Method:SW8260D		Analyst: AKP			
1,2-Dichloroethane	U		0.00041	0.0020	mg/L	1	01-Oct-2025 02:35
Surr: 1,2-Dichloroethane-d4	98.8			70-126	%REC	1	01-Oct-2025 02:35
Surr: 4-Bromofluorobenzene	103			77-113	%REC	1	01-Oct-2025 02:35
Surr: Dibromofluoromethane	99.2			77-123	%REC	1	01-Oct-2025 02:35
Surr: Toluene-d8	99.5			82-127	%REC	1	01-Oct-2025 02:35

Client: Rohm & Haas/Charlie Burch Dow
 Project: Dow Charlie Burch 2H2025
 Sample ID: RW-CB-3D_20250925_N_WG
 Collection Date: 25-Sep-2025 13:00

ANALYTICAL REPORT
 WorkOrder:HS25091274
 Lab ID:HS25091274-07
 Matrix:Water

ANALYSES	RESULT	QUAL	SDL	MQL	UNITS	DILUTION FACTOR	DATE ANALYZED
VOLATILES BY SW8260D		Method:SW8260D		Analyst: AKP			
1,2-Dichloroethane	0.0064		0.00041	0.0020	mg/L	1	01-Oct-2025 02:56
Surr: 1,2-Dichloroethane-d4	99.8			70-126	%REC	1	01-Oct-2025 02:56
Surr: 4-Bromofluorobenzene	102			77-113	%REC	1	01-Oct-2025 02:56
Surr: Dibromofluoromethane	101			77-123	%REC	1	01-Oct-2025 02:56
Surr: Toluene-d8	101			82-127	%REC	1	01-Oct-2025 02:56

Client: Rohm & Haas/Charlie Burch Dow
 Project: Dow Charlie Burch 2H2025
 Sample ID: RW-CB-3R_20250925_N_WG
 Collection Date: 25-Sep-2025 13:45

ANALYTICAL REPORT

WorkOrder:HS25091274
 Lab ID:HS25091274-08
 Matrix:Water

ANALYSES	RESULT	QUAL	SDL	MQL	UNITS	DILUTION FACTOR	DATE ANALYZED
VOLATILES BY SW8260D		Method:SW8260D			Analyst: AKP		
1,2-Dichloroethane	0.0048		0.00041	0.0020	mg/L	1	01-Oct-2025 03:17
Surr: 1,2-Dichloroethane-d4	99.1			70-126	%REC	1	01-Oct-2025 03:17
Surr: 4-Bromofluorobenzene	102			77-113	%REC	1	01-Oct-2025 03:17
Surr: Dibromofluoromethane	100			77-123	%REC	1	01-Oct-2025 03:17
Surr: Toluene-d8	99.1			82-127	%REC	1	01-Oct-2025 03:17

Client: Rohm & Haas/Charlie Burch Dow
 Project: Dow Charlie Burch 2H2025
 Sample ID: MW-CB-1B_20250925_N_WG
 Collection Date: 25-Sep-2025 14:00

ANALYTICAL REPORT
 WorkOrder:HS25091274
 Lab ID:HS25091274-09
 Matrix:Water

ANALYSES	RESULT	QUAL	SDL	MQL	UNITS	DILUTION FACTOR	DATE ANALYZED
VOLATILES BY SW8260D		Method:SW8260D		Analyst: AKP			
1,2-Dichloroethane	0.0012	J	0.00041	0.0020	mg/L	1	01-Oct-2025 03:37
Surr: 1,2-Dichloroethane-d4	100			70-126	%REC	1	01-Oct-2025 03:37
Surr: 4-Bromofluorobenzene	103			77-113	%REC	1	01-Oct-2025 03:37
Surr: Dibromofluoromethane	101			77-123	%REC	1	01-Oct-2025 03:37
Surr: Toluene-d8	99.3			82-127	%REC	1	01-Oct-2025 03:37

Client: Rohm & Haas/Charlie Burch Dow
 Project: Dow Charlie Burch 2H2025
 Sample ID: MW-CB-1A_20250925_N_WG
 Collection Date: 25-Sep-2025 14:15

ANALYTICAL REPORT
 WorkOrder:HS25091274
 Lab ID:HS25091274-10
 Matrix:Water

ANALYSES	RESULT	QUAL	SDL	MQL	UNITS	DILUTION FACTOR	DATE ANALYZED
VOLATILES BY SW8260D		Method:SW8260D			Analyst: AKP		
1,2-Dichloroethane	0.0055		0.00041	0.0020	mg/L	1	01-Oct-2025 14:09
Surr: 1,2-Dichloroethane-d4	96.5			70-126	%REC	1	01-Oct-2025 14:09
Surr: 4-Bromofluorobenzene	97.0			77-113	%REC	1	01-Oct-2025 14:09
Surr: Dibromofluoromethane	97.2			77-123	%REC	1	01-Oct-2025 14:09
Surr: Toluene-d8	99.9			82-127	%REC	1	01-Oct-2025 14:09

Client: Rohm & Haas/Charlie Burch Dow
 Project: Dow Charlie Burch 2H2025
 Sample ID: DUP-01_20250925_FD_WQ
 Collection Date: 25-Sep-2025 00:00

ANALYTICAL REPORT

WorkOrder:HS25091274
 Lab ID:HS25091274-11
 Matrix:Water

ANALYSES	RESULT	QUAL	SDL	MQL	UNITS	DILUTION FACTOR	DATE ANALYZED
VOLATILES BY SW8260D		Method:SW8260D			Analyst: AKP		
1,2-Dichloroethane	0.0053		0.00041	0.0020	mg/L	1	01-Oct-2025 14:31
Surr: 1,2-Dichloroethane-d4	95.9			70-126	%REC	1	01-Oct-2025 14:31
Surr: 4-Bromofluorobenzene	102			77-113	%REC	1	01-Oct-2025 14:31
Surr: Dibromofluoromethane	97.2			77-123	%REC	1	01-Oct-2025 14:31
Surr: Toluene-d8	103			82-127	%REC	1	01-Oct-2025 14:31

Client: Rohm & Haas/Charlie Burch Dow
Project: Dow Charlie Burch 2H2025
Sample ID: MW-CB-1BS_20250925_N_WG
Collection Date: 25-Sep-2025 14:25

ANALYTICAL REPORT
WorkOrder:HS25091274
Lab ID:HS25091274-12
Matrix:Water

ANALYSES	RESULT	QUAL	SDL	MQL	UNITS	DILUTION FACTOR	DATE ANALYZED
VOLATILES BY SW8260D		Method:SW8260D		Analyst: AKP			
1,2-Dichloroethane	0.0046		0.00041	0.0020	mg/L	1	30-Sep-2025 16:47
Surr: 1,2-Dichloroethane-d4	97.9			70-126	%REC	1	30-Sep-2025 16:47
Surr: 4-Bromofluorobenzene	101			77-113	%REC	1	30-Sep-2025 16:47
Surr: Dibromofluoromethane	100			77-123	%REC	1	30-Sep-2025 16:47
Surr: Toluene-d8	100			82-127	%REC	1	30-Sep-2025 16:47

Client: Rohm & Haas/Charlie Burch Dow
 Project: Dow Charlie Burch 2H2025
 Sample ID: DUP-02_20250925_FD_WQ
 Collection Date: 25-Sep-2025 00:00

ANALYTICAL REPORT
 WorkOrder:HS25091274
 Lab ID:HS25091274-13
 Matrix:Water

ANALYSES	RESULT	QUAL	SDL	MQL	UNITS	DILUTION FACTOR	DATE ANALYZED
VOLATILES BY SW8260D		Method:SW8260D		Analyst: AKP			
1,2-Dichloroethane	0.0057		0.00041	0.0020	mg/L	1	01-Oct-2025 03:58
Surr: 1,2-Dichloroethane-d4	99.3			70-126	%REC	1	01-Oct-2025 03:58
Surr: 4-Bromofluorobenzene	99.5			77-113	%REC	1	01-Oct-2025 03:58
Surr: Dibromofluoromethane	100			77-123	%REC	1	01-Oct-2025 03:58
Surr: Toluene-d8	99.9			82-127	%REC	1	01-Oct-2025 03:58

Client: Rohm & Haas/Charlie Burch Dow
 Project: Dow Charlie Burch 2H2025
 Sample ID: RW-CB-2R_20250925_N_WG
 Collection Date: 25-Sep-2025 15:00

ANALYTICAL REPORT
 WorkOrder:HS25091274
 Lab ID:HS25091274-14
 Matrix:Water

ANALYSES	RESULT	QUAL	SDL	MQL	UNITS	DILUTION FACTOR	DATE ANALYZED
VOLATILES BY SW8260D		Method:SW8260D		Analyst: AKP			
1,2-Dichloroethane	0.0020	J	0.00041	0.0020	mg/L	1	01-Oct-2025 04:19
Surr: 1,2-Dichloroethane-d4	99.1			70-126	%REC	1	01-Oct-2025 04:19
Surr: 4-Bromofluorobenzene	104			77-113	%REC	1	01-Oct-2025 04:19
Surr: Dibromofluoromethane	100			77-123	%REC	1	01-Oct-2025 04:19
Surr: Toluene-d8	101			82-127	%REC	1	01-Oct-2025 04:19

Client: Rohm & Haas/Charlie Burch Dow
 Project: Dow Charlie Burch 2H2025
 Sample ID: TB-01_20250926
 Collection Date: 26-Sep-2025 08:00

ANALYTICAL REPORT
 WorkOrder:HS25091274
 Lab ID:HS25091274-15
 Matrix:Water

ANALYSES	RESULT	QUAL	SDL	MQL	UNITS	DILUTION FACTOR	DATE ANALYZED
VOLATILES BY SW8260D		Method:SW8260D		Analyst: AKP			
1,2-Dichloroethane	U		0.00041	0.0020	mg/L	1	01-Oct-2025 11:38
Surr: 1,2-Dichloroethane-d4	94.6			70-126	%REC	1	01-Oct-2025 11:38
Surr: 4-Bromofluorobenzene	104			77-113	%REC	1	01-Oct-2025 11:38
Surr: Dibromofluoromethane	99.6			77-123	%REC	1	01-Oct-2025 11:38
Surr: Toluene-d8	102			82-127	%REC	1	01-Oct-2025 11:38

Client: Rohm & Haas/Charlie Burch Dow
 Project: Dow Charlie Burch 2H2025
 Sample ID: MW-CB-5A_20250926_N_WG
 Collection Date: 26-Sep-2025 08:45

ANALYTICAL REPORT
 WorkOrder:HS25091274
 Lab ID:HS25091274-16
 Matrix:Water

ANALYSES	RESULT	QUAL	SDL	MQL	UNITS	DILUTION FACTOR	DATE ANALYZED
VOLATILES BY SW8260D		Method:SW8260D		Analyst: AKP			
1,2-Dichloroethane	U		0.00041	0.0020	mg/L	1	01-Oct-2025 14:52
Surr: 1,2-Dichloroethane-d4	96.6			70-126	%REC	1	01-Oct-2025 14:52
Surr: 4-Bromofluorobenzene	104			77-113	%REC	1	01-Oct-2025 14:52
Surr: Dibromofluoromethane	100.0			77-123	%REC	1	01-Oct-2025 14:52
Surr: Toluene-d8	98.9			82-127	%REC	1	01-Oct-2025 14:52

Client: Rohm & Haas/Charlie Burch Dow
Project: Dow Charlie Burch 2H2025
Sample ID: RW-CB-2_20250926_N_WG
Collection Date: 26-Sep-2025 09:05

ANALYTICAL REPORT
WorkOrder:HS25091274
Lab ID:HS25091274-17
Matrix:Water

ANALYSES	RESULT	QUAL	SDL	MQL	UNITS	DILUTION FACTOR	DATE ANALYZED
VOLATILES BY SW8260D		Method:SW8260D		Analyst: AKP			
1,2-Dichloroethane		U	0.00041	0.0020	mg/L	1	01-Oct-2025 13:04
Surr: 1,2-Dichloroethane-d4	92.3			70-126	%REC	1	01-Oct-2025 13:04
Surr: 4-Bromofluorobenzene	103			77-113	%REC	1	01-Oct-2025 13:04
Surr: Dibromofluoromethane	98.8			77-123	%REC	1	01-Oct-2025 13:04
Surr: Toluene-d8	101			82-127	%REC	1	01-Oct-2025 13:04

Client: Rohm & Haas/Charlie Burch Dow
 Project: Dow Charlie Burch 2H2025
 Sample ID: MW-CB-4_20250926_N_WG
 Collection Date: 26-Sep-2025 09:20

ANALYTICAL REPORT
 WorkOrder:HS25091274
 Lab ID:HS25091274-18
 Matrix:Water

ANALYSES	RESULT	QUAL	SDL	MQL	UNITS	DILUTION FACTOR	DATE ANALYZED
VOLATILES BY SW8260D		Method:SW8260D		Analyst: AKP			
1,2-Dichloroethane	U		0.00041	0.0020	mg/L	1	01-Oct-2025 13:26
Surr: 1,2-Dichloroethane-d4	91.5			70-126	%REC	1	01-Oct-2025 13:26
Surr: 4-Bromofluorobenzene	104			77-113	%REC	1	01-Oct-2025 13:26
Surr: Dibromofluoromethane	98.9			77-123	%REC	1	01-Oct-2025 13:26
Surr: Toluene-d8	98.9			82-127	%REC	1	01-Oct-2025 13:26

Client: Rohm & Haas/Charlie Burch Dow
Project: Dow Charlie Burch 2H2025
Sample ID: MW-CB-7B_20250926_N_WG
Collection Date: 26-Sep-2025 09:40

ANALYTICAL REPORT
WorkOrder:HS25091274
Lab ID:HS25091274-19
Matrix:Water

ANALYSES	RESULT	QUAL	SDL	MQL	UNITS	DILUTION FACTOR	DATE ANALYZED
VOLATILES BY SW8260D		Method:SW8260D		Analyst: AKP			
1,2-Dichloroethane	U		0.00041	0.0020	mg/L	1	01-Oct-2025 13:47
Surr: 1,2-Dichloroethane-d4	93.9			70-126	%REC	1	01-Oct-2025 13:47
Surr: 4-Bromofluorobenzene	101			77-113	%REC	1	01-Oct-2025 13:47
Surr: Dibromofluoromethane	100			77-123	%REC	1	01-Oct-2025 13:47
Surr: Toluene-d8	98.7			82-127	%REC	1	01-Oct-2025 13:47

Client: Rohm & Haas/Charlie Burch Dow
Project: Dow Charlie Burch 2H2025
WorkOrder: HS25091274

DATES REPORT

Sample ID	Client Samp ID	Collection Date	Leachate Date	Prep Date	Analysis Date	DF
Batch ID: R522921 (0)		Test Name : VOLATILES BY SW8260D			Matrix: Water	
HS25091274-12	MW-CB-1BS_20250925_N_WG	25 Sep 2025 14:25			30 Sep 2025 16:47	1
Batch ID: R522953 (0)		Test Name : VOLATILES BY SW8260D			Matrix: Water	
HS25091274-01	TB-01-20250925	25 Sep 2025 11:15			30 Sep 2025 22:25	1
HS25091274-02	EB-01-20250925	25 Sep 2025 11:30			01 Oct 2025 01:12	1
HS25091274-03	OW-2-20250925_N_WG	25 Sep 2025 11:45			01 Oct 2025 01:32	1
HS25091274-04	RW-CB-5R_20250925_N_WG	25 Sep 2025 12:05			01 Oct 2025 01:53	1
HS25091274-05	RW-CB-4R_20250925_N_WG	25 Sep 2025 12:30			01 Oct 2025 02:14	1
HS25091274-06	RW-CB-4_20250925_N_WG	25 Sep 2025 12:40			01 Oct 2025 02:35	1
HS25091274-07	RW-CB-3D_20250925_N_WG	25 Sep 2025 13:00			01 Oct 2025 02:56	1
HS25091274-08	RW-CB-3R_20250925_N_WG	25 Sep 2025 13:45			01 Oct 2025 03:17	1
HS25091274-09	MW-CB-1B_20250925_N_WG	25 Sep 2025 14:00			01 Oct 2025 03:37	1
HS25091274-13	DUP-02_20250925_FD_WQ	25 Sep 2025 00:00			01 Oct 2025 03:58	1
HS25091274-14	RW-CB-2R_20250925_N_WG	25 Sep 2025 15:00			01 Oct 2025 04:19	1
Batch ID: R523014 (0)		Test Name : VOLATILES BY SW8260D			Matrix: Water	
HS25091274-10	MW-CB-1A_20250925_N_WG	25 Sep 2025 14:15			01 Oct 2025 14:09	1
HS25091274-11	DUP-01_20250925_FD_WQ	25 Sep 2025 00:00			01 Oct 2025 14:31	1
HS25091274-15	TB-01_20250926	26 Sep 2025 08:00			01 Oct 2025 11:38	1
HS25091274-16	MW-CB-5A_20250926_N_WG	26 Sep 2025 08:45			01 Oct 2025 14:52	1
HS25091274-17	RW-CB-2_20250926_N_WG	26 Sep 2025 09:05			01 Oct 2025 13:04	1
HS25091274-18	MW-CB-4_20250926_N_WG	26 Sep 2025 09:20			01 Oct 2025 13:26	1
HS25091274-19	MW-CB-7B_20250926_N_WG	26 Sep 2025 09:40			01 Oct 2025 13:47	1

WorkOrder: HS25091274
 InstrumentID: VOA4
 Test Code: 8260D_W
 Test Number: SW8260D
 Test Name: Volatiles by SW8260D

**METHOD DETECTION /
 REPORTING LIMITS**

Matrix: Aqueous **Units:** mg/L

Type	Analyte	CAS	DCS Spike	DCS	MDL	PQL
A	1,2-Dichloroethane	107-06-2	0.0010	0.00094	0.00041	0.0020
S	1,2-Dichloroethane-d4	17060-07-0	0	0	0	0
S	4-Bromofluorobenzene	460-00-4	0	0	0	0
S	Dibromofluoromethane	1868-53-7	0	0	0	0
S	Toluene-d8	2037-26-5	0	0	0	0

WorkOrder: HS25091274
 InstrumentID: VOA7
 Test Code: 8260D_W
 Test Number: SW8260D
 Test Name: Volatiles by SW8260D

**METHOD DETECTION /
 REPORTING LIMITS**

Matrix: Aqueous

Units: mg/L

Type	Analyte	CAS	DCS Spike	DCS	MDL	PQL
A	1,2-Dichloroethane	107-06-2	0.0010	0.00084	0.00041	0.0020
S	1,2-Dichloroethane-d4	17060-07-0	0	0	0	0
S	4-Bromofluorobenzene	460-00-4	0	0	0	0
S	Dibromofluoromethane	1868-53-7	0	0	0	0
S	Toluene-d8	2037-26-5	0	0	0	0

Client: Rohm & Haas/Charlie Burch Dow
Project: Dow Charlie Burch 2H2025
WorkOrder: HS25091274

QC BATCH REPORT

Batch ID: R522921 (0)		Instrument: VOA4		Method: LOW LEVEL VOLATILES BY SW8260C						
MBLK	Sample ID: MBLK-250930	Units: mg/L			Analysis Date: 30-Sep-2025 11:14					
Client ID:	Run ID: VOA4_522921	SeqNo: 9059566		PrepDate:			DF: 1			
Analyte	Result	MQL	SPK Val	SPK Ref Value	%REC	Control Limit	RPD Ref Value	%RPD	RPD Limit Qual	
1,2-Dichloroethane	U	0.0020								
<i>Surr: 1,2-Dichloroethane-d4</i>	<i>0.051</i>	<i>0.0010</i>	<i>0.05</i>	<i>0</i>	<i>101</i>	<i>70 - 123</i>				
<i>Surr: 4-Bromofluorobenzene</i>	<i>0.051</i>	<i>0.0010</i>	<i>0.05</i>	<i>0</i>	<i>101</i>	<i>77 - 113</i>				
<i>Surr: Dibromofluoromethane</i>	<i>0.050</i>	<i>0.0010</i>	<i>0.05</i>	<i>0</i>	<i>99.7</i>	<i>73 - 126</i>				
<i>Surr: Toluene-d8</i>	<i>0.049</i>	<i>0.0010</i>	<i>0.05</i>	<i>0</i>	<i>99.0</i>	<i>81 - 120</i>				
LCS	Sample ID: LCS-250930	Units: mg/L			Analysis Date: 30-Sep-2025 10:11					
Client ID:	Run ID: VOA4_522921	SeqNo: 9059564		PrepDate:			DF: 1			
Analyte	Result	MQL	SPK Val	SPK Ref Value	%REC	Control Limit	RPD Ref Value	%RPD	RPD Limit Qual	
1,2-Dichloroethane	0.019	0.0020	0.02	0	95.9	70 - 124				
<i>Surr: 1,2-Dichloroethane-d4</i>	<i>0.051</i>	<i>0.0010</i>	<i>0.05</i>	<i>0</i>	<i>102</i>	<i>70 - 123</i>				
<i>Surr: 4-Bromofluorobenzene</i>	<i>0.050</i>	<i>0.0010</i>	<i>0.05</i>	<i>0</i>	<i>101</i>	<i>77 - 113</i>				
<i>Surr: Dibromofluoromethane</i>	<i>0.050</i>	<i>0.0010</i>	<i>0.05</i>	<i>0</i>	<i>101</i>	<i>73 - 126</i>				
<i>Surr: Toluene-d8</i>	<i>0.050</i>	<i>0.0010</i>	<i>0.05</i>	<i>0</i>	<i>99.2</i>	<i>81 - 120</i>				
LCSD	Sample ID: LCSD-250930	Units: mg/L			Analysis Date: 30-Sep-2025 10:32					
Client ID:	Run ID: VOA4_522921	SeqNo: 9059565		PrepDate:			DF: 1			
Analyte	Result	MQL	SPK Val	SPK Ref Value	%REC	Control Limit	RPD Ref Value	%RPD	RPD Limit Qual	
1,2-Dichloroethane	0.019	0.0020	0.02	0	93.6	70 - 124	0.01918	2.44	20	
<i>Surr: 1,2-Dichloroethane-d4</i>	<i>0.052</i>	<i>0.0010</i>	<i>0.05</i>	<i>0</i>	<i>105</i>	<i>70 - 123</i>	<i>0.05118</i>	<i>2.55</i>	<i>20</i>	
<i>Surr: 4-Bromofluorobenzene</i>	<i>0.052</i>	<i>0.0010</i>	<i>0.05</i>	<i>0</i>	<i>103</i>	<i>77 - 113</i>	<i>0.05030</i>	<i>2.52</i>	<i>20</i>	
<i>Surr: Dibromofluoromethane</i>	<i>0.050</i>	<i>0.0010</i>	<i>0.05</i>	<i>0</i>	<i>99.8</i>	<i>73 - 126</i>	<i>0.05040</i>	<i>0.993</i>	<i>20</i>	
<i>Surr: Toluene-d8</i>	<i>0.050</i>	<i>0.0010</i>	<i>0.05</i>	<i>0</i>	<i>100</i>	<i>81 - 120</i>	<i>0.04961</i>	<i>0.833</i>	<i>20</i>	

Revision: 1

Client: Rohm & Haas/Charlie Burch Dow
Project: Dow Charlie Burch 2H2025
WorkOrder: HS25091274

QC BATCH REPORT

Batch ID: R522921 (0) **Instrument:** VOA4 **Method:** LOW LEVEL VOLATILES BY SW8260C

MS		Sample ID: HS25091198-16MS		Units: mg/L		Analysis Date: 30-Sep-2025 14:42			
Client ID:		Run ID: VOA4_522921		SeqNo: 9059574		PrepDate:		DF: 1	
Analyte	Result	MQL	SPK Val	SPK Ref Value	%REC	Control Limit	RPD Ref Value	%RPD	RPD Limit Qual
1,2-Dichloroethane	0.020	0.0020	0.02	0	102	70 - 127			
<i>Surr: 1,2-Dichloroethane-d4</i>	<i>0.049</i>	<i>0.0010</i>	<i>0.05</i>	<i>0</i>	<i>98.0</i>	<i>70 - 126</i>			
<i>Surr: 4-Bromofluorobenzene</i>	<i>0.050</i>	<i>0.0010</i>	<i>0.05</i>	<i>0</i>	<i>100</i>	<i>77 - 113</i>			
<i>Surr: Dibromofluoromethane</i>	<i>0.049</i>	<i>0.0010</i>	<i>0.05</i>	<i>0</i>	<i>97.0</i>	<i>77 - 123</i>			
<i>Surr: Toluene-d8</i>	<i>0.049</i>	<i>0.0010</i>	<i>0.05</i>	<i>0</i>	<i>99.0</i>	<i>82 - 127</i>			

MSD		Sample ID: HS25091198-16MSD		Units: mg/L		Analysis Date: 30-Sep-2025 15:03			
Client ID:		Run ID: VOA4_522921		SeqNo: 9059599		PrepDate:		DF: 1	
Analyte	Result	MQL	SPK Val	SPK Ref Value	%REC	Control Limit	RPD Ref Value	%RPD	RPD Limit Qual
1,2-Dichloroethane	0.021	0.0020	0.02	0	103	70 - 127	0.02039	1.05	20
<i>Surr: 1,2-Dichloroethane-d4</i>	<i>0.051</i>	<i>0.0010</i>	<i>0.05</i>	<i>0</i>	<i>103</i>	<i>70 - 126</i>	<i>0.04898</i>	<i>4.75</i>	<i>20</i>
<i>Surr: 4-Bromofluorobenzene</i>	<i>0.050</i>	<i>0.0010</i>	<i>0.05</i>	<i>0</i>	<i>100</i>	<i>77 - 113</i>	<i>0.05024</i>	<i>0.431</i>	<i>20</i>
<i>Surr: Dibromofluoromethane</i>	<i>0.051</i>	<i>0.0010</i>	<i>0.05</i>	<i>0</i>	<i>102</i>	<i>77 - 123</i>	<i>0.04852</i>	<i>4.66</i>	<i>20</i>
<i>Surr: Toluene-d8</i>	<i>0.051</i>	<i>0.0010</i>	<i>0.05</i>	<i>0</i>	<i>101</i>	<i>82 - 127</i>	<i>0.04948</i>	<i>2.27</i>	<i>20</i>

The following samples were analyzed in this batch: HS25091274-12

Client: Rohm & Haas/Charlie Burch Dow
Project: Dow Charlie Burch 2H2025
WorkOrder: HS25091274

QC BATCH REPORT

Batch ID: R522953 (0) **Instrument:** VOA4 **Method:** LOW LEVEL VOLATILES BY SW8260C

MBLK		Sample ID: MBLK-250930		Units: mg/L		Analysis Date: 30-Sep-2025 21:43			
Client ID:		Run ID: VOA4_522953		SeqNo: 9060185		PrepDate:		DF: 1	
Analyte	Result	MQL	SPK Val	SPK Ref Value	%REC	Control Limit	RPD Ref Value	%RPD	RPD Limit Qual
1,2-Dichloroethane	U	0.0020							
<i>Surr: 1,2-Dichloroethane-d4</i>	0.050	0.0010	0.05	0	99.6	70 - 123			
<i>Surr: 4-Bromofluorobenzene</i>	0.052	0.0010	0.05	0	104	77 - 113			
<i>Surr: Dibromofluoromethane</i>	0.050	0.0010	0.05	0	100	73 - 126			
<i>Surr: Toluene-d8</i>	0.049	0.0010	0.05	0	98.1	81 - 120			

LCS		Sample ID: LCS-250930		Units: mg/L		Analysis Date: 30-Sep-2025 20:41			
Client ID:		Run ID: VOA4_522953		SeqNo: 9060183		PrepDate:		DF: 1	
Analyte	Result	MQL	SPK Val	SPK Ref Value	%REC	Control Limit	RPD Ref Value	%RPD	RPD Limit Qual
1,2-Dichloroethane	0.020	0.0020	0.02	0	98.0	70 - 124			
<i>Surr: 1,2-Dichloroethane-d4</i>	0.052	0.0010	0.05	0	105	70 - 123			
<i>Surr: 4-Bromofluorobenzene</i>	0.051	0.0010	0.05	0	103	77 - 113			
<i>Surr: Dibromofluoromethane</i>	0.050	0.0010	0.05	0	100	73 - 126			
<i>Surr: Toluene-d8</i>	0.050	0.0010	0.05	0	99.1	81 - 120			

LCSD		Sample ID: LCSD-250930		Units: mg/L		Analysis Date: 30-Sep-2025 21:01			
Client ID:		Run ID: VOA4_522953		SeqNo: 9060184		PrepDate:		DF: 1	
Analyte	Result	MQL	SPK Val	SPK Ref Value	%REC	Control Limit	RPD Ref Value	%RPD	RPD Limit Qual
1,2-Dichloroethane	0.018	0.0020	0.02	0	91.3	70 - 124	0.01960	7.06	20
<i>Surr: 1,2-Dichloroethane-d4</i>	0.051	0.0010	0.05	0	103	70 - 123	0.05232	1.69	20
<i>Surr: 4-Bromofluorobenzene</i>	0.050	0.0010	0.05	0	100	77 - 113	0.05143	2.71	20
<i>Surr: Dibromofluoromethane</i>	0.050	0.0010	0.05	0	99.6	73 - 126	0.05017	0.694	20
<i>Surr: Toluene-d8</i>	0.051	0.0010	0.05	0	102	81 - 120	0.04955	2.57	20

The following samples were analyzed in this batch:

HS25091274-01	HS25091274-02	HS25091274-03	HS25091274-04
HS25091274-05	HS25091274-06	HS25091274-07	HS25091274-08
HS25091274-09	HS25091274-13	HS25091274-14	

Client: Rohm & Haas/Charlie Burch Dow
Project: Dow Charlie Burch 2H2025
WorkOrder: HS25091274

QC BATCH REPORT

Batch ID: R523014 (0)		Instrument: VOA7		Method: VOLATILES BY SW8260D						
MBLK	Sample ID: MBLK-251001	Units: mg/L			Analysis Date: 01-Oct-2025 11:16					
Client ID:	Run ID: VOA7_523014	SeqNo: 9061462		PrepDate:			DF: 1			
Analyte	Result	MQL	SPK Val	SPK Ref Value	%REC	Control Limit	RPD Ref Value	%RPD	RPD Limit Qual	
1,2-Dichloroethane	U	0.0020								
<i>Surr: 1,2-Dichloroethane-d4</i>	<i>0.047</i>	<i>0</i>	<i>0.05</i>	<i>0</i>	<i>94.2</i>	<i>70 - 130</i>				
<i>Surr: 4-Bromofluorobenzene</i>	<i>0.053</i>	<i>0</i>	<i>0.05</i>	<i>0</i>	<i>105</i>	<i>70 - 130</i>				
<i>Surr: Dibromofluoromethane</i>	<i>0.050</i>	<i>0</i>	<i>0.05</i>	<i>0</i>	<i>99.5</i>	<i>70 - 130</i>				
<i>Surr: Toluene-d8</i>	<i>0.050</i>	<i>0</i>	<i>0.05</i>	<i>0</i>	<i>101</i>	<i>70 - 130</i>				
LCS	Sample ID: LCS-251001	Units: mg/L			Analysis Date: 01-Oct-2025 10:11					
Client ID:	Run ID: VOA7_523014	SeqNo: 9061460		PrepDate:			DF: 1			
Analyte	Result	MQL	SPK Val	SPK Ref Value	%REC	Control Limit	RPD Ref Value	%RPD	RPD Limit Qual	
1,2-Dichloroethane	0.018	0.0020	0.02	0	89.3	70 - 130				
<i>Surr: 1,2-Dichloroethane-d4</i>	<i>0.047</i>	<i>0</i>	<i>0.05</i>	<i>0</i>	<i>93.5</i>	<i>70 - 130</i>				
<i>Surr: 4-Bromofluorobenzene</i>	<i>0.049</i>	<i>0</i>	<i>0.05</i>	<i>0</i>	<i>98.1</i>	<i>70 - 130</i>				
<i>Surr: Dibromofluoromethane</i>	<i>0.049</i>	<i>0</i>	<i>0.05</i>	<i>0</i>	<i>98.9</i>	<i>70 - 130</i>				
<i>Surr: Toluene-d8</i>	<i>0.051</i>	<i>0</i>	<i>0.05</i>	<i>0</i>	<i>102</i>	<i>70 - 130</i>				
LCSD	Sample ID: LCSD-251001	Units: mg/L			Analysis Date: 01-Oct-2025 10:33					
Client ID:	Run ID: VOA7_523014	SeqNo: 9061461		PrepDate:			DF: 1			
Analyte	Result	MQL	SPK Val	SPK Ref Value	%REC	Control Limit	RPD Ref Value	%RPD	RPD Limit Qual	
1,2-Dichloroethane	0.019	0.0020	0.02	0	94.9	70 - 130	0.01786	6.12	20	
<i>Surr: 1,2-Dichloroethane-d4</i>	<i>0.048</i>	<i>0</i>	<i>0.05</i>	<i>0</i>	<i>96.5</i>	<i>70 - 130</i>	<i>0.04677</i>	<i>3.07</i>	<i>20</i>	
<i>Surr: 4-Bromofluorobenzene</i>	<i>0.047</i>	<i>0</i>	<i>0.05</i>	<i>0</i>	<i>94.5</i>	<i>70 - 130</i>	<i>0.04906</i>	<i>3.81</i>	<i>20</i>	
<i>Surr: Dibromofluoromethane</i>	<i>0.048</i>	<i>0</i>	<i>0.05</i>	<i>0</i>	<i>96.4</i>	<i>70 - 130</i>	<i>0.04944</i>	<i>2.58</i>	<i>20</i>	
<i>Surr: Toluene-d8</i>	<i>0.051</i>	<i>0</i>	<i>0.05</i>	<i>0</i>	<i>101</i>	<i>70 - 130</i>	<i>0.05111</i>	<i>0.983</i>	<i>20</i>	

Revision: 1

Client: Rohm & Haas/Charlie Burch Dow
Project: Dow Charlie Burch 2H2025
WorkOrder: HS25091274

QC BATCH REPORT

Batch ID: R523014 (0) **Instrument:** VOA7 **Method:** VOLATILES BY SW8260D

MS		Sample ID: HS25091274-19MS		Units: mg/L		Analysis Date: 01-Oct-2025 18:50			
Client ID: MW-CB-7B_20250926_N_WG		Run ID: VOA7_523014		SeqNo: 9062881		PrepDate:		DF: 1	
Analyte	Result	MQL	SPK Val	SPK Ref Value	%REC	Control Limit	RPD Ref Value	%RPD	RPD Limit Qual
1,2-Dichloroethane	0.020	0.0020	0.02	0	98.6	70 - 130			
<i>Surr: 1,2-Dichloroethane-d4</i>	<i>0.049</i>	<i>0</i>	<i>0.05</i>	<i>0</i>	<i>98.3</i>	<i>70 - 130</i>			
<i>Surr: 4-Bromofluorobenzene</i>	<i>0.047</i>	<i>0</i>	<i>0.05</i>	<i>0</i>	<i>93.7</i>	<i>70 - 130</i>			
<i>Surr: Dibromofluoromethane</i>	<i>0.049</i>	<i>0</i>	<i>0.05</i>	<i>0</i>	<i>98.0</i>	<i>70 - 130</i>			
<i>Surr: Toluene-d8</i>	<i>0.051</i>	<i>0</i>	<i>0.05</i>	<i>0</i>	<i>101</i>	<i>70 - 130</i>			

MSD		Sample ID: HS25091274-19MSD		Units: mg/L		Analysis Date: 01-Oct-2025 19:12			
Client ID: MW-CB-7B_20250926_N_WG		Run ID: VOA7_523014		SeqNo: 9062882		PrepDate:		DF: 1	
Analyte	Result	MQL	SPK Val	SPK Ref Value	%REC	Control Limit	RPD Ref Value	%RPD	RPD Limit Qual
1,2-Dichloroethane	0.019	0.0020	0.02	0	94.9	70 - 130	0.01972	3.88	20
<i>Surr: 1,2-Dichloroethane-d4</i>	<i>0.046</i>	<i>0</i>	<i>0.05</i>	<i>0</i>	<i>92.8</i>	<i>70 - 130</i>	<i>0.04914</i>	<i>5.76</i>	<i>20</i>
<i>Surr: 4-Bromofluorobenzene</i>	<i>0.048</i>	<i>0</i>	<i>0.05</i>	<i>0</i>	<i>96.3</i>	<i>70 - 130</i>	<i>0.04685</i>	<i>2.72</i>	<i>20</i>
<i>Surr: Dibromofluoromethane</i>	<i>0.049</i>	<i>0</i>	<i>0.05</i>	<i>0</i>	<i>97.9</i>	<i>70 - 130</i>	<i>0.04900</i>	<i>0.049</i>	<i>20</i>
<i>Surr: Toluene-d8</i>	<i>0.051</i>	<i>0</i>	<i>0.05</i>	<i>0</i>	<i>102</i>	<i>70 - 130</i>	<i>0.05056</i>	<i>0.42</i>	<i>20</i>

The following samples were analyzed in this batch:

HS25091274-10	HS25091274-11	HS25091274-15	HS25091274-16
HS25091274-17	HS25091274-18	HS25091274-19	

Client: Rohm & Haas/Charlie Burch Dow
Project: Dow Charlie Burch 2H2025
WorkOrder: HS25091274

**QUALIFIERS,
ACRONYMS, UNITS**

Qualifier	Description
*	Value exceeds Regulatory Limit
a	Not accredited
B	Analyte detected in the associated Method Blank above the Reporting Limit
E	Value above quantitation range
H	Analyzed outside of Holding Time
J	Analyte detected below quantitation limit
M	Manually integrated, see raw data for justification
n	Not offered for accreditation
ND	Not Detected at the Reporting Limit
O	Sample amount is > 4 times amount spiked
P	Dual Column results percent difference > 40%
R	RPD above laboratory control limit
S	Spike Recovery outside laboratory control limits
U	Analyzed but not detected above the MDL/SDL

Acronym	Description
DCS	Detectability Check Study
DUP	Method Duplicate
LCS	Laboratory Control Sample
LCSD	Laboratory Control Sample Duplicate
MBLK	Method Blank
MDL	Method Detection Limit
MQL	Method Quantitation Limit
MS	Matrix Spike
MSD	Matrix Spike Duplicate
PDS	Post Digestion Spike
PQL	Practical Quantitation Limit
SD	Serial Dilution
SDL	Sample Detection Limit
TRRP	Texas Risk Reduction Program

Unit Reported	Description
mg/L	Milligrams per Liter

CERTIFICATIONS,ACCREDITATIONS & LICENSES

Agency	Number	Expire Date
Arizona	AZ0793	27-May-2026
Arkansas	88-00356_2024	17-Mar-2026
California	2919 - 2025	30-Apr-2026
Dept of Defense	L24-239	30-Apr-2026
Dept of Defense	L24-240	30-Apr-2026
Florida	E87611-2025	30-Jun-2026
Illinois	200032 - 2025	31-Jul-2026
Kansas	KS-C25-00168	31-Jul-2026
Kentucky	123043-2025	30-Apr-2026
Louisiana	03087-2025	30-Jun-2026
Maine	2024017	23-Jun-2026
Michigan	9971-2025	30-Apr-2026
Minnesota	2856348	31-Dec-2025
Missouri	136	30-Sep-2026
Nebraska	NE-OS-25-13 - 2025	30-Apr-2026
Nevada	NV-C25-00124 - 2025	31-Jul-2026
New Hampshire	209425	24-Apr-2026
New Jersey	TX008-2025	30-Jun-2026
New York	11707 - 2025	01-Apr-2026
North Carolina	624 - 2024	31-Dec-2025
Oregon	TX200002-013	15-May-2026
Pennsylvania	019	01-Jul-2026
Tennessee	TN	30-Apr-2026
Texas	TX-C25-00104	30-Apr-2026

Sample Receipt Checklist

Work Order ID: HS25091274

Date/Time Received: 26-Sep-2025 16:30

Client Name: Rohm & Haas-Dow Spring

Received by: Kaycee Rogers

Completed By: /S/ Kaycee Rogers	26-Sep-2025 19:39	Reviewed by: /S/ Beverly Mustafa	29-Sep-2025 09:44
eSignature	Date/Time	eSignature	Date/Time

Matrices: **W**

Carrier name: **ALS Courier**

- Shipping container/cooler in good condition? Yes No Not Present
- Custody seals intact on shipping container/cooler? Yes No Not Present
- Custody seals intact on sample bottles? Yes No Not Present
- VOA/TX1005/TX1006 Solids in hermetically sealed vials? Yes No Not Present
- Chain of custody present? Yes No
- Chain of custody signed when relinquished and received? Yes No
- Samplers name present on COC? Yes No
- Chain of custody agrees with sample labels? Yes No
- Samples in proper container/bottle? Yes No
- Sample containers intact? Yes No
- Sufficient sample volume for indicated test? Yes No
- All samples received within holding time? Yes No
- Container/Temp Blank temperature in compliance? Yes No

3 Page(s)
COC IDs:349636, 349637, 349642

Temperature(s)/Thermometer(s):	0.8UC/0.8C, 0.5UC/0.5C	IR 34
Cooler(s)/Kit(s):	54174, RED	
Date/Time sample(s) sent to storage:	09/26/2025 1939	

- Water - VOA vials have zero headspace? Yes No No VOA vials submitted
- Water - pH acceptable upon receipt? Yes No N/A
- pH adjusted? Yes No N/A

pH adjusted by:

Login Notes:

Client Contacted: Date Contacted: Person Contacted:

Contacted By: Regarding:

Comments:

Corrective Action:



Cincinnati, OH
+1 513 733 5336

Everett, WA
+1 425 356 2600

Fort Collins, CO
+1 970 490 1511

Holland, MI
+1 616 399 6070

Chain of Custody Form

Page 1 of 3

COC ID: 349636

HS25091274

1, WV

Rohm & Haas/Charlie Burch Dow
Dow Charlie Burch



8260_LL_W(1,2-DCA 8260)

ALS Project Manager:

Customer Information		Project Information		
Purchase Order	Script	Project Name	Dow Charlie Burch 2H2025	A
Work Order		Project Number	Source Area GW	B
Company Name	Union Carbide/Dow Texas City	Bill To Company	The Dow Chemical Company	C
Send Report To	John Ynfante	Invoice Attn	Accounts Payable	D
Address	3301 5th Ave S,	Address	2211 H.H. DOW WAY	E
				F
City/State/Zip	Texas City, TX 77590	City/State/Zip	Midland MI 48674	G
Phone	(409)-94-5-56	Phone		H
Fax		Fax		I
e-Mail Address	John.Ynfante@jacobs.com	e-Mail Address	FUSELAP@dow.com	J

Site Contact* dbelote@dow.com
 Company Code 4050
 Plant Code A400
 Internal Order Number 400321
 GL Account 640000
 Material Group 77121700

No.	Sample Description	Date	Time	Matrix	Pres.	# Bottles	A	B	C	D	E	F	G	H	I	J	Hold
1	TB-01-20250925	9/25/25	1115	W	HCl	2	X										
2	EB-01-20250925	9/25/25	1130	W	HCl	3	X										
3	OW-2-20250925-N-WG	9/25/25	1145	W	HCl	3	X										
4	RW-CB-5R-20250925-N-WG	9/25/25	1205	W	HCl	3	X										
5	RW-CB-4R-20250925-N-WG	9/25/25	1230	W	HCl	3	X										
6	RW-CB-4-20250925-N-WG	9/25/25	1240	W	HCl	3	X										
7	RW-CB-3D-20250925-N-WG	9/25/25	1300	W	HCl	3	X										
8	RW-CB-3R-20250925-N-WG	9/25/25	1345	W	HCl	3	X										
9	MW-CB-1B-20250925-N-WG	9/25/25	1400	W	HCl	3	X										
10	MW-CB-1A-20250925-N-WG	9/25/25	1415	W	HCl	3	X										

Sampler(s) Please Print & Sign: Jessika Linke
 Shipment Method: _____ Required Turnaround Time: (Check Box) STD 10 Wk Days 5 Wk Days 2 Wk Days 24 Hour
 Results Due Date: _____

Relinquished by: Jessika Linke Date: 9/26/25 Time: 1430 Received by: DB
 Relinquished by: DB Date: 9/26/25 Time: 1630 Received by (Laboratory): _____
 Logged by (Laboratory): _____ Date: 9/26/25 Time: 1630 Checked by (Laboratory): [Signature]
 Notes: Dow Charlie Burch
 Cooler ID: 1234 Cooler Temp: 0.0 QC Package: (Check One Box Below)
 Level II Std QC TRRP Checklist
 Level II Std QC/Raw Date TRRP Level IV
 Level IV SW846/CLP
 Other
 Preservative Key: 1-HCl 2-HNO₃ 3-H₂SO₄ 4-NaOH 5-Na₂S₂O₈ 6-NaHSO₄ 7-Other 8-4°C 9-5035

Note: 1. Any changes must be made in writing once samples and COC Form have been submitted to ALS Environmental.
 2. Unless otherwise agreed in a formal contract, services provided by ALS Environmental are expressly limited to the terms and conditions stated on the reverse.
 3. The Chain of Custody is a legal document. All information must be completed accurately.

Copyright 2011 by ALS Environmental



Cincinnati, OH
+1 513 733 5336

Everett, WA
+1 425 356 2600

Fort Collins, CO
+1 970 490 1511

Holland, MI
+1 616 399 6070

Chain of Custody Form

Page 2 of 3

COC ID: 349637

HS25091274

Rohm & Haas/Charlie Burch Dow

Dow Charlie Burch

n, WV
8

0

ALS Project Manager:



8260_LL_W(1,2-DCA 8260)

Customer Information		Project Information		
Purchase Order	Script	Project Name	Dow Charlie Burch 2H2025	A
Work Order		Project Number	Source Area GW	B
Company Name	Union Carbide/Dow Texas City	Bill To Company	The Dow Chemical Company	C
Send Report To	John Ynfante	Invoice Attn	Accounts Payable	D
Address	3301 5th Ave S,	Address	2211 H.H. DOWWAY	E
				F
City/State/Zip	Texas City, TX 77590	City/State/Zip	Midland MI 48674	G
Phone	(409)-94-5-55	Phone		H
Fax		Fax		I
e-Mail Address	John.Ynfante@jacobs.com	e-Mail Address	FUSELAP@dow.com	J

No.	Sample Description	Date	Time	Matrix	Pres.	# Bottles	A	B	C	D	E	F	G	H	I	J	Hold
1	DUP-01-20250925-FD-WG	9/25/25	—	W	HCl	3	X										
2	MW-CB-1BS-20250925-N-WG	9/25/25	1425	W	HCl	3	X										
3	DUP-02-20250925-FD-WG	9/25/25	—	W	HCl	3	X										
4	RW-CB-2R-20250925-N-WG	9/25/25	1500	W	HCl	3	X										
5																	
6																	
7																	
8																	
9																	
10																	

Sampler(s) Please Print & Sign <i>Jessica Linke</i>		Shipment Method		Required Turnaround Time: (Check Box)			Results Due Date:	
				<input checked="" type="checkbox"/> STD: 10 Wk Days <input type="checkbox"/> 5 Wk Days <input type="checkbox"/> 2 Wk Days <input type="checkbox"/> 24 Hour				
Relinquished by: <i>Jessica Linke</i>	Date: 9/26/25	Time: 1430	Received by: <i>[Signature]</i>		Notes: Dow Charlie Burch			
Relinquished by: <i>[Signature]</i>	Date: 9/26/25	Time: 1630	Received by (Laboratory):		Cooler ID	Cooler Temp.	QC Package: (Check One Box Below)	
Logged by (Laboratory):	Date: 9/26/25	Time: 1630	Checked by (Laboratory): <i>[Signature]</i>		54174	0.8	<input type="checkbox"/> Level II Std QC	<input checked="" type="checkbox"/> TRRP Checklist
Preservative Key: 1-HCl 2-HNO ₃ 3-H ₂ SO ₄ 4-NaOH 5-Na ₂ S ₂ O ₈ 6-NH ₄ SO ₄ 7-Other 8-4°C 9-5035					Red	0.5	<input type="checkbox"/> Level III Std OQRaw Date	<input type="checkbox"/> TRRP Level IV
							<input type="checkbox"/> Level IV SW846/CLP	
							<input type="checkbox"/> Other	

Note: 1. Any changes must be made in writing once samples and COC Form have been submitted to ALS Environmental.
2. Unless otherwise agreed in a formal contract, services provided by ALS Environmental are expressly limited to the terms and conditions stated on the reverse.
3. The Chain of Custody is a legal document. All information must be completed accurately.

Copyright 2011 by ALS Environmental



Cincinnati, OH
+1 513 733 5336

Everett, WA
+1 425 356 2600

Fort Collins, CO
+1 970 490 1511

Holland, MI
+1 616 399 6070

Chain of Custody Form

Page 3 of 3

COC ID: 349642

HS25091274

Rohm & Haas/Charlie Burch Dow
Dow Charlie Burch

n, WV
8
0

ALS Project Manager:



8260_LL_W (1,2-DCA 8260)

Customer Information		Project Information		
Purchase Order	Script	Project Name	Dow Charlie Burch 2H2025	A
Work Order		Project Number	Adam Olsen 0152 SOURCE ORDER 61W	B
Company Name	Union Carbide/Dow Texas City	Bill To Company	The Dow Chemical Company	C
Send Report To	John Ynfante	Invoice Attn	Accounts Payable	D
Address	3301 5th Ave S,	Address	2211 H.H. DOW WAY	E
				F
City/State/Zip	Texas City, TX 77590	City/State/Zip	Midland MI 48674	G
Phone	(409)-94-5-56	Phone		H
Fax		Fax		I
e-Mail Address	John.Ynfante@jacobs.com	e-Mail Address	FUSELAP@dow.com	J

No.	Sample Description	Date	Time	Matrix	Pres.	# Bottles	A	B	C	D	E	F	G	H	I	J	Hold
1	TB-01-20250926	9/26/25	0800	W	HCl	2	X										
2	MW-CB-5A-20250926-N-WG	9/26/25	0845	W	HCl	3	X										
3	RW-CB-2-20250926-N-WG	9/26/25	0905	W	HCl	3	X										
4	MW-CB-4-20250926-N-WG	9/26/25	0920	W	HCl	3	X										
5	MW-CB-7B-20250926-N-WG	9/26/25	0940	W	HCl	3 9	X							X			
6	MW-CB-7B-20250926-MS-WG	9/26/25	0940	W	HCl	3	X										
7	MW-CB-7B-20250926-MSD-WG	9/26/25	0940	W	HCl	3	X										
8																	
9																	
10																	

Sampler(s) Please Print & Sign _____ Shipment Method _____ Required Turnaround Time: (Check Box) Other STD 10 Wk Days 5 Wk Days 2 Wk Days 24 Hour Results Due Date: _____

Relinquished by: <u>Jessica Link</u>	Date: <u>9/26/25</u>	Time: <u>1130</u>	Received by: <u>DS</u>	Notes: Dow Charlie Burch			
Relinquished by: <u>DS</u>	Date: <u>9/26/25</u>	Time: <u>1630</u>	Received by (Laboratory):	Cooler ID: <u>1234</u>	Cooler Temp.: <u>0.0</u>	QC Package: (Check One Box Below)	
Logged by (Laboratory):	Date: <u>9/24/25</u>	Time: <u>1630</u>	Checked by (Laboratory): <u>[Signature]</u>	<u>54174</u>	<u>0.8</u>	<input type="checkbox"/> Level II Std GC	<input checked="" type="checkbox"/> TRRP Checklist
Preservative Key: 1-HCl 2-HNO ₃ 3-H ₂ SO ₄ 4-NaOH 5-Na ₂ S ₂ O ₃ 6-NaHSO ₄ 7-Other 8-4°C 9-5035				<u>Red</u>	<u>0.5</u>	<input type="checkbox"/> Level III Std Q/C/Raw Date	<input type="checkbox"/> TRRP Level IV
						<input type="checkbox"/> Level IV SW846/CLP	
						Other: _____	

Note: 1. Any changes must be made in writing once samples and COC Form have been submitted to ALS Environmental.
 2. Unless otherwise agreed in a formal contract, services provided by ALS Environmental are expressly limited to the terms and conditions stated on the reverse.
 3. The Chain of Custody is a legal document. All information must be completed accurately.

Copyright 2011 by ALS Environmental.



right solutions.
right partner.

10450 Stancliff Rd. Suite 210
Houston, TX 77099
T: +1 281 530 5656
F: +1 281 530 5887

October 10, 2025

John Ynfante
Rohm & Haas/Charlie Burch Dow
25520 Richards Road
Spring, TX 77386

Work Order: **HS25091416**

Laboratory Results for: **Dow Charlie Burch 2H2025**

Dear John Ynfante,

ALS Environmental received 8 sample(s) on Sep 29, 2025 for the analysis presented in the following report.

This is a REVISED REPORT. Please see the Case Narrative for discussion concerning this revision.

Regards,

Generated By: DAYNA.FISHER
Sebastian Lugo
Project Manager

Client: Rohm & Haas/Charlie Burch Dow
Project: Dow Charlie Burch 2H2025
WorkOrder: HS25091416

**TRRP Laboratory Data
Package Cover Page**

This data package consists of all or some of the following as applicable:

This signature page, the laboratory review checklist, and the following reportable data:

- R1 Field chain-of-custody documentation;
- R2 Sample identification cross-reference;
- R3 Test reports (analytical data sheets) for each environmental sample that includes:
 - a) Items consistent with NELAC Chapter 5,
 - b) dilution factors,
 - c) preparation methods,
 - d) cleanup methods, and
 - e) if required for the project, tentatively identified compounds (TICs).
- R4 Surrogate recovery data including:
 - a) Calculated recovery (%R), and
 - b) The laboratory's surrogate QC limits.
- R5 Test reports/summary forms for blank samples;
- R6 Test reports/summary forms for laboratory control samples (LCSs) including:
 - a) LCS spiking amounts,
 - b) Calculated %R for each analyte, and
 - c) The laboratory's LCS QC limits.
- R7 Test reports for project matrix spike/matrix spike duplicates (MS/MSDs) including:
 - a) Samples associated with the MS/MSD clearly identified,
 - b) MS/MSD spiking amounts,
 - c) Concentration of each MS/MSD analyte measured in the parent and spiked samples,
 - d) Calculated %Rs and relative percent differences (RPDs), and
 - e) The laboratory's MS/MSD QC limits.
- R8 Laboratory analytical duplicate (if applicable) recovery and precision:
 - a) the amount of analyte measured in the duplicate,
 - b) the calculated RPD, and
 - c) the laboratory's QC limits for analytical duplicates.
- R9 List of method quantitation limits (MQLs) and detectability check sample results for each analyte for each method and matrix.
- R10 Other problems or anomalies.
The Exception Report for each "No" or "Not Reviewed (NR)" item in Laboratory Review Checklist and for each analyte, matrix, and method for which the laboratory does not hold NELAC accreditation under the Texas Laboratory Accreditation Program.

Client: Rohm & Haas/Charlie Burch Dow
Project: Dow Charlie Burch 2H2025
WorkOrder: HS25091416

**TRRP Laboratory Data
Package Cover Page**

Release Statement: I am responsible for the release of this laboratory data package. This laboratory is NELAC accredited under the Texas Laboratory Accreditation Program for all the methods, analytes and matrices reported in this data package except as noted in the Exception Reports. The data have been reviewed and are technically compliant with the requirements of the methods used, except where noted by the laboratory in the attached exception reports. By my signature below, I affirm to the best of my knowledge, all problems/anomalies, observed by the laboratory have been identified by the laboratory in the Laboratory Review Checklist, and no information affecting the quality of the data has been knowingly withheld.

Check, if applicable: [NA] This laboratory meets an exception under 30 TAC §25.6 and was last inspected by TCEQ or _____ on (enter date of last inspection). Any findings affecting the data in this laboratory data package are noted in the Exception Reports herein. The official signing the cover page of the report in which these data are used is responsible for releasing this data package and is by signature affirming the above release statement is true.



Sebastian Lugo
Project Manager

Laboratory Review Checklist: Reportable Data

Laboratory Name: ALS Laboratory Group			LRC Date: 10/10/2025				
Project Name: Dow Charlie Burch 2H2025			Laboratory Job Number: HS25091416				
Reviewer Name: Sebastian Lugo			Prep Batch Number(s): R523014,R523128				
# ¹	A ²	Description	Yes	No	NA ³	NR ⁴	ER# ⁵
R1	OI	Chain-of-custody (C-O-C)					
		Did samples meet the laboratory's standard conditions of sample acceptability upon receipt?	X				
		Were all departures from standard conditions described in an exception report?	X				
R2	OI	Sample and quality control (QC) identification					
		Are all field sample ID numbers cross-referenced to the laboratory ID numbers?	X				
		Are all laboratory ID numbers cross-referenced to the corresponding QC data?	X				
R3	OI	Test reports					
		Were all samples prepared and analyzed within holding times?	X				
		Other than those results < MQL, were all other raw values bracketed by calibration standards?	X				
		Were calculations checked by a peer or supervisor?	X				
		Were all analyte identifications checked by a peer or supervisor?	X				
		Were sample detection limits reported for all analytes not detected?	X				
		Were all results for soil and sediment samples reported on a dry weight basis?			X		
		Were % moisture (or solids) reported for all soil and sediment samples?			X		
		Were bulk soils/solids samples for volatile analysis extracted with methanol per SW-846 Method 5035?			X		
		If required for the project, TICs reported?			X		
R4	O	Surrogate recovery data					
		Were surrogates added prior to extraction?	X				
		Were surrogate percent recoveries in all samples within the laboratory QC limits?	X				
R5	OI	Test reports/summary forms for blank samples					
		Were appropriate type(s) of blanks analyzed?	X				
		Were blanks analyzed at the appropriate frequency?	X				
		Were method blanks taken through the entire analytical process, including preparation and, if applicable, cleanup procedures?	X				
		Were blank concentrations < MQL?	X				
R6	OI	Laboratory control samples (LCS):					
		Were all COCs included in the LCS?	X				
		Was each LCS taken through the entire analytical procedure, including prep and cleanup steps?	X				
		Were LCSs analyzed at the required frequency?	X				
		Were LCS (and LCSD, if applicable) %Rs within the laboratory QC limits?	X				
		Does the detectability data document the laboratory's capability to detect the COCs at the MDL used to calculate the SDLs?	X				
		Was the LCSD RPD within QC limits?	X				
R7	OI	Matrix spike (MS) and matrix spike duplicate (MSD) data					
		Were the project/method specified analytes included in the MS and MSD?	X				
		Were MS/MSD analyzed at the appropriate frequency?	X				
		Were MS (and MSD, if applicable) %Rs within the laboratory QC limits?	X				
		Were MS/MSD RPDs within laboratory QC limits?	X				
R8	OI	Analytical duplicate data					
		Were appropriate analytical duplicates analyzed for each matrix?			X		
		Were analytical duplicates analyzed at the appropriate frequency?			X		
		Were RPDs or relative standard deviations within the laboratory QC limits?			X		
R9	OI	Method quantitation limits (MQLs):					
		Are the MQLs for each method analyte included in the laboratory data package?	X				
		Do the MQLs correspond to the concentration of the lowest non-zero calibration standard?	X				
		Are unadjusted MQLs and DCSs included in the laboratory data package?	X				
R10	OI	Other problems/anomalies					
		Are all known problems/anomalies/special conditions noted in this LRC and ER?	X				1
		Were all necessary corrective actions performed for the reported data?	X				
		Was applicable and available technology used to lower the SDL and minimize the matrix interference affects on the sample results?	X				
		Is the laboratory NELAC-accredited under the Texas Laboratory Program for the analytes, matrices and methods associated with this laboratory data package?	X				

Items identified by the letter "R" must be included in the laboratory data package submitted in the TRRP-required report(s). Items identified by the letter "S" should be retained and made available upon request for the appropriate retention period.

O = Organic Analyses; I = Inorganic Analyses (and general chemistry, when applicable); NA = Not Applicable; NR = Not Reviewed; R# = Exception Report identification number (an Exception Report should be completed for an item if "NR" or "No" is checked).

Laboratory Review Checklist: Supporting Data

Laboratory Name: ALS Laboratory Group		LRC Date: 10/10/2025					
Project Name: Dow Charlie Burch 2H2025		Laboratory Job Number: HS25091416					
Reviewer Name: Sebastian Lugo		Prep Batch Number(s): R523014,R523128					
# ¹	A ²	Description	Yes	No	NA ³	NR ⁴	ER# ⁵
S1	OI	Initial calibration (ICAL)					
		Were response factors and/or relative response factors for each analyte within QC limits?	X				
		Were percent RSDs or correlation coefficient criteria met?	X				
		Was the number of standards recommended in the method used for all analytes?	X				
		Were all points generated between the lowest and highest standard used to calculate the curve?	X				
		Are ICAL data available for all instruments used?	X				
		Has the initial calibration curve been verified using an appropriate second source standard?	X				
S2	OI	Initial and continuing calibration verification (ICCV and CCV) and continuing calibration blank (CCB)					
		Was the CCV analyzed at the method-required frequency?	X				
		Were percent differences for each analyte within the method-required QC limits?	X				
		Was the ICAL curve verified for each analyte?	X				
		Was the absolute value of the analyte concentration in the inorganic CCB < MDL?			X		
S3	O	Mass spectral tuning:					
		Was the appropriate compound for the method used for tuning?	X				
		Were ion abundance data within the method-required QC limits?	X				
S4	O	Internal standards (IS):					
		Were IS area counts and retention times within the method-required QC limits?	X				
S5	OI	Raw data (NELAC section 1 appendix A glossary, and section 5.12 or ISO/IEC 17025 section					
		Were the raw data (for example, chromatograms, spectral data) reviewed by an analyst?	X				
		Were data associated with manual integrations flagged on the raw data?	X				
S6	O	Dual column confirmation					
		Did dual column confirmation results meet the method-required QC?			X		
S7	O	Tentatively identified compounds (TICs):					
		If TICs were requested, were the mass spectra and TIC data subject to appropriate checks?			X		
S8	I	Interference Check Sample (ICS) results:					
		Were percent recoveries within method QC limits?			X		
S9	I	Serial dilutions, post digestion spikes, and method of standard additions					
		Were percent differences, recoveries, and the linearity within the QC limits specified in the method?			X		
S10	OI	Method detection limit (MDL) studies					
		Was a MDL study performed for each reported analyte?	X				
		Is the MDL either adjusted or supported by the analysis of DCSs?	X				
S11	OI	Proficiency test reports:					
		Was the laboratory's performance acceptable on the applicable proficiency tests or evaluation studies?	X				
S12	OI	Standards documentation					
		Are all standards used in the analyses NIST-traceable or obtained from other appropriate sources?	X				
S13	OI	Compound/analyte identification procedures					
		Are the procedures for compound/analyte identification documented?	X				
S14	OI	Demonstration of analyst competency (DOC)					
		Was DOC conducted consistent with NELAC Chapter 5C or ISO/IEC 4?	X				
		Is documentation of the analyst's competency up-to-date and on file?	X				
S15	OI	Verification/validation documentation for methods (NELAC Chap 5 or ISO/IEC 17025 Section 5)					
		Are all the methods used to generate the data documented, verified, and validated, where applicable?	X				
S16	OI	Laboratory standard operating procedures (SOPs):					
		Are laboratory SOPs current and on file for each method performed?	X				

Items identified by the letter "R" must be included in the laboratory data package submitted in the TRRP-required report(s). Items identified by the letter "S" should be retained and made available upon request for the appropriate retention period.

O = Organic Analyses; I = Inorganic Analyses (and general chemistry, when applicable);

NA = Not Applicable; NR = Not Reviewed;

R# = Exception Report identification number (an Exception Report should be completed for an item if "NR" or "No" is checked).

Laboratory Review Checklist: Exception Reports

Laboratory Name: ALS Laboratory Group	LRC Date: 10/10/2025
Project Name: Dow Charlie Burch 2H2025	Laboratory Number: HS25091416
Reviewer Name: Sebastian Lugo	Prep Batch Number(s): R523014,R523128

ER# ⁵	Description
1	Revised October 10, 2025, to update the reporting units from ug/L to mg/L.

Items identified by the letter "R" must be included in the laboratory data package submitted in the TRRP-required report(s). Items identified by the letter "S" should be retained and made available upon request for the appropriate retention period.
O = Organic Analyses; I = Inorganic Analyses (and general chemistry, when applicable);
NA = Not Applicable;
NR = Not Reviewed;
R# = Exception Report identification number (an Exception Report should be completed for an item if "NR" or "No" is checked).

Client: Rohm & Haas/Charlie Burch Dow
Project: Dow Charlie Burch 2H2025
Work Order: HS25091416

SAMPLE SUMMARY

Lab Samp ID	Client Sample ID	Matrix	TagNo	Collection Date	Date Received	Hold
HS25091416-01	TB-02-20250929	Water	CG-081225 -437	29-Sep-2025 11:30	29-Sep-2025 16:30	<input type="checkbox"/>
HS25091416-02	EAB-MW-03-20250929_N_WG	Water		29-Sep-2025 11:45	29-Sep-2025 16:30	<input type="checkbox"/>
HS25091416-03	MW-CB-13AS-20250929_N_WG	Water		29-Sep-2025 13:10	29-Sep-2025 16:30	<input type="checkbox"/>
HS25091416-04	DUP-06-20250929_FD_WQ	Water		29-Sep-2025 00:00	29-Sep-2025 16:30	<input type="checkbox"/>
HS25091416-05	MW-CB-15AS-20250929_N_WG	Water		29-Sep-2025 13:35	29-Sep-2025 16:30	<input type="checkbox"/>
HS25091416-06	MW-CB-29A-20250929_N_WG	Water		29-Sep-2025 13:55	29-Sep-2025 16:30	<input type="checkbox"/>
HS25091416-07	MW-CB-33A-20250929_N_WG	Water		29-Sep-2025 14:15	29-Sep-2025 16:30	<input type="checkbox"/>
HS25091416-08	MW-CB-14AS-20250929_N_WG	Water		29-Sep-2025 14:35	29-Sep-2025 16:30	<input type="checkbox"/>

Client: Rohm & Haas/Charlie Burch Dow
Project: Dow Charlie Burch 2H2025
Work Order: HS25091416

CASE NARRATIVE

Work Order Comments

- Revised October 10, 2025, to update the reporting units from ug/L to mg/L.
-

Client: Rohm & Haas/Charlie Burch Dow
 Project: Dow Charlie Burch 2H2025
 Sample ID: TB-02-20250929
 Collection Date: 29-Sep-2025 11:30

ANALYTICAL REPORT

WorkOrder:HS25091416
 Lab ID:HS25091416-01
 Matrix:Water

ANALYSES	RESULT	QUAL	SDL	MQL	UNITS	DILUTION FACTOR	DATE ANALYZED
VOLATILES BY SW8260D		Method:SW8260D		Analyst: AKP			
1,2-Dichloroethane	U		0.00041	0.0020	mg/L	1	01-Oct-2025 12:42
Surr: 1,2-Dichloroethane-d4	90.4			70-126	%REC	1	01-Oct-2025 12:42
Surr: 4-Bromofluorobenzene	107			77-113	%REC	1	01-Oct-2025 12:42
Surr: Dibromofluoromethane	97.8			77-123	%REC	1	01-Oct-2025 12:42
Surr: Toluene-d8	101			82-127	%REC	1	01-Oct-2025 12:42

Client: Rohm & Haas/Charlie Burch Dow
Project: Dow Charlie Burch 2H2025
Sample ID: EAB-MW-03-20250929_N_WG
Collection Date: 29-Sep-2025 11:45

ANALYTICAL REPORT
WorkOrder:HS25091416
Lab ID:HS25091416-02
Matrix:Water

ANALYSES	RESULT	QUAL	SDL	MQL	UNITS	DILUTION FACTOR	DATE ANALYZED
VOLATILES BY SW8260D		Method:SW8260D		Analyst: AKP			
1,2-Dichloroethane	U		0.00041	0.0020	mg/L	1	01-Oct-2025 15:14
Surr: 1,2-Dichloroethane-d4	96.8			70-126	%REC	1	01-Oct-2025 15:14
Surr: 4-Bromofluorobenzene	103			77-113	%REC	1	01-Oct-2025 15:14
Surr: Dibromofluoromethane	103			77-123	%REC	1	01-Oct-2025 15:14
Surr: Toluene-d8	97.0			82-127	%REC	1	01-Oct-2025 15:14

Client: Rohm & Haas/Charlie Burch Dow
 Project: Dow Charlie Burch 2H2025
 Sample ID: MW-CB-13AS-20250929_N_WG
 Collection Date: 29-Sep-2025 13:10

ANALYTICAL REPORT
 WorkOrder:HS25091416
 Lab ID:HS25091416-03
 Matrix:Water

ANALYSES	RESULT	QUAL	SDL	MQL	UNITS	DILUTION FACTOR	DATE ANALYZED
VOLATILES BY SW8260D		Method:SW8260D		Analyst: AKP			
1,2-Dichloroethane	U		0.00041	0.0020	mg/L	1	01-Oct-2025 15:35
Surr: 1,2-Dichloroethane-d4	91.0			70-126	%REC	1	01-Oct-2025 15:35
Surr: 4-Bromofluorobenzene	105			77-113	%REC	1	01-Oct-2025 15:35
Surr: Dibromofluoromethane	99.1			77-123	%REC	1	01-Oct-2025 15:35
Surr: Toluene-d8	98.8			82-127	%REC	1	01-Oct-2025 15:35

Client: Rohm & Haas/Charlie Burch Dow
 Project: Dow Charlie Burch 2H2025
 Sample ID: DUP-06-20250929_FD_WQ
 Collection Date: 29-Sep-2025 00:00

ANALYTICAL REPORT
 WorkOrder:HS25091416
 Lab ID:HS25091416-04
 Matrix:Water

ANALYSES	RESULT	QUAL	SDL	MQL	UNITS	DILUTION FACTOR	DATE ANALYZED
VOLATILES BY SW8260D		Method:SW8260D		Analyst: AKP			
1,2-Dichloroethane	U		0.00041	0.0020	mg/L	1	01-Oct-2025 15:57
Surr: 1,2-Dichloroethane-d4	89.6			70-126	%REC	1	01-Oct-2025 15:57
Surr: 4-Bromofluorobenzene	104			77-113	%REC	1	01-Oct-2025 15:57
Surr: Dibromofluoromethane	96.9			77-123	%REC	1	01-Oct-2025 15:57
Surr: Toluene-d8	100			82-127	%REC	1	01-Oct-2025 15:57

Client: Rohm & Haas/Charlie Burch Dow
 Project: Dow Charlie Burch 2H2025
 Sample ID: MW-CB-15AS-20250929_N_WG
 Collection Date: 29-Sep-2025 13:35

ANALYTICAL REPORT

WorkOrder:HS25091416
 Lab ID:HS25091416-05
 Matrix:Water

ANALYSES	RESULT	QUAL	SDL	MQL	UNITS	DILUTION FACTOR	DATE ANALYZED
VOLATILES BY SW8260D		Method:SW8260D		Analyst: AKP			
1,2-Dichloroethane	0.0063		0.00041	0.0020	mg/L	1	01-Oct-2025 16:19
Surr: 1,2-Dichloroethane-d4	93.3			70-126	%REC	1	01-Oct-2025 16:19
Surr: 4-Bromofluorobenzene	105			77-113	%REC	1	01-Oct-2025 16:19
Surr: Dibromofluoromethane	103			77-123	%REC	1	01-Oct-2025 16:19
Surr: Toluene-d8	99.8			82-127	%REC	1	01-Oct-2025 16:19

Client: Rohm & Haas/Charlie Burch Dow
Project: Dow Charlie Burch 2H2025
Sample ID: MW-CB-29A-20250929_N_WG
Collection Date: 29-Sep-2025 13:55

ANALYTICAL REPORT
WorkOrder:HS25091416
Lab ID:HS25091416-06
Matrix:Water

ANALYSES	RESULT	QUAL	SDL	MQL	UNITS	DILUTION FACTOR	DATE ANALYZED
VOLATILES BY SW8260D		Method:SW8260D		Analyst: AKP			
1,2-Dichloroethane	0.0014	J	0.00041	0.0020	mg/L	1	01-Oct-2025 16:40
Surr: 1,2-Dichloroethane-d4	92.4			70-126	%REC	1	01-Oct-2025 16:40
Surr: 4-Bromofluorobenzene	101			77-113	%REC	1	01-Oct-2025 16:40
Surr: Dibromofluoromethane	99.5			77-123	%REC	1	01-Oct-2025 16:40
Surr: Toluene-d8	102			82-127	%REC	1	01-Oct-2025 16:40

Client: Rohm & Haas/Charlie Burch Dow
 Project: Dow Charlie Burch 2H2025
 Sample ID: MW-CB-33A-20250929_N_WG
 Collection Date: 29-Sep-2025 14:15

ANALYTICAL REPORT
 WorkOrder:HS25091416
 Lab ID:HS25091416-07
 Matrix:Water

ANALYSES	RESULT	QUAL	SDL	MQL	UNITS	DILUTION FACTOR	DATE ANALYZED
VOLATILES BY SW8260D		Method:SW8260D		Analyst: AKP			
1,2-Dichloroethane	U		0.00041	0.0020	mg/L	1	01-Oct-2025 17:02
Surr: 1,2-Dichloroethane-d4	92.6			70-126	%REC	1	01-Oct-2025 17:02
Surr: 4-Bromofluorobenzene	106			77-113	%REC	1	01-Oct-2025 17:02
Surr: Dibromofluoromethane	99.8			77-123	%REC	1	01-Oct-2025 17:02
Surr: Toluene-d8	102			82-127	%REC	1	01-Oct-2025 17:02

Client: Rohm & Haas/Charlie Burch Dow
 Project: Dow Charlie Burch 2H2025
 Sample ID: MW-CB-14AS-20250929_N_WG
 Collection Date: 29-Sep-2025 14:35

ANALYTICAL REPORT

WorkOrder:HS25091416
 Lab ID:HS25091416-08
 Matrix:Water

ANALYSES	RESULT	QUAL	SDL	MQL	UNITS	DILUTION FACTOR	DATE ANALYZED
VOLATILES BY SW8260D		Method:SW8260D		Analyst: AKP			
1,2-Dichloroethane	0.00063	J	0.00041	0.0020	mg/L	1	02-Oct-2025 11:57
Surr: 1,2-Dichloroethane-d4	87.2			70-126	%REC	1	02-Oct-2025 11:57
Surr: 4-Bromofluorobenzene	103			77-113	%REC	1	02-Oct-2025 11:57
Surr: Dibromofluoromethane	99.1			77-123	%REC	1	02-Oct-2025 11:57
Surr: Toluene-d8	101			82-127	%REC	1	02-Oct-2025 11:57

Client: Rohm & Haas/Charlie Burch Dow
Project: Dow Charlie Burch 2H2025
WorkOrder: HS25091416

DATES REPORT

Sample ID	Client Samp ID	Collection Date	Leachate Date	Prep Date	Analysis Date	DF
Batch ID: R523014 (0)		Test Name : VOLATILES BY SW8260D			Matrix: Water	
HS25091416-01	TB-02-20250929	29 Sep 2025 11:30			01 Oct 2025 12:42	1
HS25091416-02	EAB-MW-03-20250929_N_WG	29 Sep 2025 11:45			01 Oct 2025 15:14	1
HS25091416-03	MW-CB-13AS-20250929_N_WG	29 Sep 2025 13:10			01 Oct 2025 15:35	1
HS25091416-04	DUP-06-20250929_FD_WQ	29 Sep 2025 00:00			01 Oct 2025 15:57	1
HS25091416-05	MW-CB-15AS-20250929_N_WG	29 Sep 2025 13:35			01 Oct 2025 16:19	1
HS25091416-06	MW-CB-29A-20250929_N_WG	29 Sep 2025 13:55			01 Oct 2025 16:40	1
HS25091416-07	MW-CB-33A-20250929_N_WG	29 Sep 2025 14:15			01 Oct 2025 17:02	1
Batch ID: R523128 (0)		Test Name : VOLATILES BY SW8260D			Matrix: Water	
HS25091416-08	MW-CB-14AS-20250929_N_WG	29 Sep 2025 14:35			02 Oct 2025 11:57	1

WorkOrder: HS25091416
 InstrumentID: VOA7
 Test Code: 8260D_W
 Test Number: SW8260D
 Test Name: Volatiles by SW8260D

**METHOD DETECTION /
 REPORTING LIMITS**

Matrix: Aqueous **Units:** mg/L

Type	Analyte	CAS	DCS Spike	DCS	MDL	PQL
A	1,2-Dichloroethane	107-06-2	0.0010	0.00084	0.00041	0.0020
S	1,2-Dichloroethane-d4	17060-07-0	0	0	0	0
S	4-Bromofluorobenzene	460-00-4	0	0	0	0
S	Dibromofluoromethane	1868-53-7	0	0	0	0
S	Toluene-d8	2037-26-5	0	0	0	0

Client: Rohm & Haas/Charlie Burch Dow
Project: Dow Charlie Burch 2H2025
WorkOrder: HS25091416

QC BATCH REPORT

Batch ID: R523014 (0)		Instrument: VOA7		Method: VOLATILES BY SW8260D						
MBLK	Sample ID: MBLK-251001	Units: mg/L			Analysis Date: 01-Oct-2025 11:16					
Client ID:	Run ID: VOA7_523014	SeqNo: 9061462		PrepDate:			DF: 1			
Analyte	Result	MQL	SPK Val	SPK Ref Value	%REC	Control Limit	RPD Ref Value	%RPD	RPD Limit Qual	
1,2-Dichloroethane	U	0.0020								
<i>Surr: 1,2-Dichloroethane-d4</i>	<i>0.047</i>	<i>0</i>	<i>0.05</i>	<i>0</i>	<i>94.2</i>	<i>70 - 130</i>				
<i>Surr: 4-Bromofluorobenzene</i>	<i>0.053</i>	<i>0</i>	<i>0.05</i>	<i>0</i>	<i>105</i>	<i>70 - 130</i>				
<i>Surr: Dibromofluoromethane</i>	<i>0.050</i>	<i>0</i>	<i>0.05</i>	<i>0</i>	<i>99.5</i>	<i>70 - 130</i>				
<i>Surr: Toluene-d8</i>	<i>0.050</i>	<i>0</i>	<i>0.05</i>	<i>0</i>	<i>101</i>	<i>70 - 130</i>				
LCS	Sample ID: LCS-251001	Units: mg/L			Analysis Date: 01-Oct-2025 10:11					
Client ID:	Run ID: VOA7_523014	SeqNo: 9061460		PrepDate:			DF: 1			
Analyte	Result	MQL	SPK Val	SPK Ref Value	%REC	Control Limit	RPD Ref Value	%RPD	RPD Limit Qual	
1,2-Dichloroethane	0.018	0.0020	0.02	0	89.3	70 - 130				
<i>Surr: 1,2-Dichloroethane-d4</i>	<i>0.047</i>	<i>0</i>	<i>0.05</i>	<i>0</i>	<i>93.5</i>	<i>70 - 130</i>				
<i>Surr: 4-Bromofluorobenzene</i>	<i>0.049</i>	<i>0</i>	<i>0.05</i>	<i>0</i>	<i>98.1</i>	<i>70 - 130</i>				
<i>Surr: Dibromofluoromethane</i>	<i>0.049</i>	<i>0</i>	<i>0.05</i>	<i>0</i>	<i>98.9</i>	<i>70 - 130</i>				
<i>Surr: Toluene-d8</i>	<i>0.051</i>	<i>0</i>	<i>0.05</i>	<i>0</i>	<i>102</i>	<i>70 - 130</i>				
LCSD	Sample ID: LCSD-251001	Units: mg/L			Analysis Date: 01-Oct-2025 10:33					
Client ID:	Run ID: VOA7_523014	SeqNo: 9061461		PrepDate:			DF: 1			
Analyte	Result	MQL	SPK Val	SPK Ref Value	%REC	Control Limit	RPD Ref Value	%RPD	RPD Limit Qual	
1,2-Dichloroethane	0.019	0.0020	0.02	0	94.9	70 - 130	0.01786	6.12	20	
<i>Surr: 1,2-Dichloroethane-d4</i>	<i>0.048</i>	<i>0</i>	<i>0.05</i>	<i>0</i>	<i>96.5</i>	<i>70 - 130</i>	<i>0.04677</i>	<i>3.07</i>	<i>20</i>	
<i>Surr: 4-Bromofluorobenzene</i>	<i>0.047</i>	<i>0</i>	<i>0.05</i>	<i>0</i>	<i>94.5</i>	<i>70 - 130</i>	<i>0.04906</i>	<i>3.81</i>	<i>20</i>	
<i>Surr: Dibromofluoromethane</i>	<i>0.048</i>	<i>0</i>	<i>0.05</i>	<i>0</i>	<i>96.4</i>	<i>70 - 130</i>	<i>0.04944</i>	<i>2.58</i>	<i>20</i>	
<i>Surr: Toluene-d8</i>	<i>0.051</i>	<i>0</i>	<i>0.05</i>	<i>0</i>	<i>101</i>	<i>70 - 130</i>	<i>0.05111</i>	<i>0.983</i>	<i>20</i>	

Revision: 1

Client: Rohm & Haas/Charlie Burch Dow
Project: Dow Charlie Burch 2H2025
WorkOrder: HS25091416

QC BATCH REPORT

Batch ID: R523014 (0) **Instrument:** VOA7 **Method:** VOLATILES BY SW8260D

MS		Sample ID: HS25091274-19MS			Units: mg/L		Analysis Date: 01-Oct-2025 18:50			
Client ID:		Run ID: VOA7_523014			SeqNo: 9062881		PrepDate:		DF: 1	
Analyte	Result	MQL	SPK Val	SPK Ref Value	%REC	Control Limit	RPD Ref Value	%RPD	RPD Limit	Qual
1,2-Dichloroethane	0.020	0.0020	0.02	0	98.6	70 - 130				
<i>Surr: 1,2-Dichloroethane-d4</i>	<i>0.049</i>	<i>0</i>	<i>0.05</i>	<i>0</i>	<i>98.3</i>	<i>70 - 130</i>				
<i>Surr: 4-Bromofluorobenzene</i>	<i>0.047</i>	<i>0</i>	<i>0.05</i>	<i>0</i>	<i>93.7</i>	<i>70 - 130</i>				
<i>Surr: Dibromofluoromethane</i>	<i>0.049</i>	<i>0</i>	<i>0.05</i>	<i>0</i>	<i>98.0</i>	<i>70 - 130</i>				
<i>Surr: Toluene-d8</i>	<i>0.051</i>	<i>0</i>	<i>0.05</i>	<i>0</i>	<i>101</i>	<i>70 - 130</i>				

MSD		Sample ID: HS25091274-19MSD			Units: mg/L		Analysis Date: 01-Oct-2025 19:12			
Client ID:		Run ID: VOA7_523014			SeqNo: 9062882		PrepDate:		DF: 1	
Analyte	Result	MQL	SPK Val	SPK Ref Value	%REC	Control Limit	RPD Ref Value	%RPD	RPD Limit	Qual
1,2-Dichloroethane	0.019	0.0020	0.02	0	94.9	70 - 130	0.01972	3.88	20	
<i>Surr: 1,2-Dichloroethane-d4</i>	<i>0.046</i>	<i>0</i>	<i>0.05</i>	<i>0</i>	<i>92.8</i>	<i>70 - 130</i>	<i>0.04914</i>	<i>5.76</i>	<i>20</i>	
<i>Surr: 4-Bromofluorobenzene</i>	<i>0.048</i>	<i>0</i>	<i>0.05</i>	<i>0</i>	<i>96.3</i>	<i>70 - 130</i>	<i>0.04685</i>	<i>2.72</i>	<i>20</i>	
<i>Surr: Dibromofluoromethane</i>	<i>0.049</i>	<i>0</i>	<i>0.05</i>	<i>0</i>	<i>97.9</i>	<i>70 - 130</i>	<i>0.04900</i>	<i>0.049</i>	<i>20</i>	
<i>Surr: Toluene-d8</i>	<i>0.051</i>	<i>0</i>	<i>0.05</i>	<i>0</i>	<i>102</i>	<i>70 - 130</i>	<i>0.05056</i>	<i>0.42</i>	<i>20</i>	

The following samples were analyzed in this batch:

HS25091416-01	HS25091416-02	HS25091416-03	HS25091416-04
HS25091416-05	HS25091416-06	HS25091416-07	

Client: Rohm & Haas/Charlie Burch Dow
Project: Dow Charlie Burch 2H2025
WorkOrder: HS25091416

QC BATCH REPORT

Batch ID: R523128 (0)	Instrument: VOA7	Method: LOW LEVEL VOLATILES BY SW8260C
--------------------------------	-------------------------	---

MBLK	Sample ID: MBLK-251002	Units: mg/L	Analysis Date: 02-Oct-2025 11:35							
Client ID:	Run ID: VOA7_523128	SeqNo: 9064043	PrepDate: DF: 1							
Analyte	Result	MQL	SPK Val	SPK Ref Value	%REC	Control Limit	RPD Ref Value	RPD %RPD	RPD Limit	Qual
1,2-Dichloroethane	U	0.0020								
<i>Surr: 1,2-Dichloroethane-d4</i>	<i>0.045</i>	<i>0.0010</i>	<i>0.05</i>	<i>0</i>	<i>89.7</i>	<i>70 - 123</i>				
<i>Surr: 4-Bromofluorobenzene</i>	<i>0.052</i>	<i>0.0010</i>	<i>0.05</i>	<i>0</i>	<i>105</i>	<i>77 - 113</i>				
<i>Surr: Dibromofluoromethane</i>	<i>0.050</i>	<i>0.0010</i>	<i>0.05</i>	<i>0</i>	<i>100</i>	<i>73 - 126</i>				
<i>Surr: Toluene-d8</i>	<i>0.052</i>	<i>0.0010</i>	<i>0.05</i>	<i>0</i>	<i>103</i>	<i>81 - 120</i>				

LCS	Sample ID: LCS-251002	Units: mg/L	Analysis Date: 02-Oct-2025 10:31							
Client ID:	Run ID: VOA7_523128	SeqNo: 9064041	PrepDate: DF: 1							
Analyte	Result	MQL	SPK Val	SPK Ref Value	%REC	Control Limit	RPD Ref Value	RPD %RPD	RPD Limit	Qual
1,2-Dichloroethane	0.018	0.0020	0.02	0	89.7	70 - 124				
<i>Surr: 1,2-Dichloroethane-d4</i>	<i>0.045</i>	<i>0.0010</i>	<i>0.05</i>	<i>0</i>	<i>90.0</i>	<i>70 - 123</i>				
<i>Surr: 4-Bromofluorobenzene</i>	<i>0.049</i>	<i>0.0010</i>	<i>0.05</i>	<i>0</i>	<i>97.5</i>	<i>77 - 113</i>				
<i>Surr: Dibromofluoromethane</i>	<i>0.049</i>	<i>0.0010</i>	<i>0.05</i>	<i>0</i>	<i>97.9</i>	<i>73 - 126</i>				
<i>Surr: Toluene-d8</i>	<i>0.051</i>	<i>0.0010</i>	<i>0.05</i>	<i>0</i>	<i>102</i>	<i>81 - 120</i>				

LCSD	Sample ID: LCSD-251002	Units: mg/L	Analysis Date: 02-Oct-2025 10:52							
Client ID:	Run ID: VOA7_523128	SeqNo: 9064042	PrepDate: DF: 1							
Analyte	Result	MQL	SPK Val	SPK Ref Value	%REC	Control Limit	RPD Ref Value	RPD %RPD	RPD Limit	Qual
1,2-Dichloroethane	0.018	0.0020	0.02	0	88.1	70 - 124	0.01795	1.87	20	
<i>Surr: 1,2-Dichloroethane-d4</i>	<i>0.045</i>	<i>0.0010</i>	<i>0.05</i>	<i>0</i>	<i>90.7</i>	<i>70 - 123</i>	<i>0.04500</i>	<i>0.799</i>	<i>20</i>	
<i>Surr: 4-Bromofluorobenzene</i>	<i>0.048</i>	<i>0.0010</i>	<i>0.05</i>	<i>0</i>	<i>96.8</i>	<i>77 - 113</i>	<i>0.04876</i>	<i>0.778</i>	<i>20</i>	
<i>Surr: Dibromofluoromethane</i>	<i>0.049</i>	<i>0.0010</i>	<i>0.05</i>	<i>0</i>	<i>98.1</i>	<i>73 - 126</i>	<i>0.04893</i>	<i>0.251</i>	<i>20</i>	
<i>Surr: Toluene-d8</i>	<i>0.052</i>	<i>0.0010</i>	<i>0.05</i>	<i>0</i>	<i>103</i>	<i>81 - 120</i>	<i>0.05087</i>	<i>1.3</i>	<i>20</i>	

Revision: 1

Client: Rohm & Haas/Charlie Burch Dow
Project: Dow Charlie Burch 2H2025
WorkOrder: HS25091416

QC BATCH REPORT

Batch ID: R523128 (0) **Instrument:** VOA7 **Method:** LOW LEVEL VOLATILES BY SW8260C

MS		Sample ID: HS25091416-08MS			Units: mg/L		Analysis Date: 02-Oct-2025 12:19			
Client ID: MW-CB-14AS-20250929_N_WG		Run ID: VOA7_523128			SeqNo: 9064054		PrepDate:		DF: 1	
Analyte	Result	MLQ	SPK Val	SPK Ref Value	%REC	Control Limit	RPD Ref Value	%RPD	RPD Limit	Qual
1,2-Dichloroethane	0.019	0.0020	0.02	0.0006310	90.3	70 - 130				
<i>Surr: 1,2-Dichloroethane-d4</i>	<i>0.044</i>	<i>0</i>	<i>0.05</i>	<i>0</i>	<i>88.9</i>	<i>70 - 130</i>				
<i>Surr: 4-Bromofluorobenzene</i>	<i>0.048</i>	<i>0</i>	<i>0.05</i>	<i>0</i>	<i>95.2</i>	<i>70 - 130</i>				
<i>Surr: Dibromofluoromethane</i>	<i>0.049</i>	<i>0</i>	<i>0.05</i>	<i>0</i>	<i>97.5</i>	<i>70 - 130</i>				
<i>Surr: Toluene-d8</i>	<i>0.051</i>	<i>0</i>	<i>0.05</i>	<i>0</i>	<i>103</i>	<i>70 - 130</i>				

MSD		Sample ID: HS25091416-08MSD			Units: mg/L		Analysis Date: 02-Oct-2025 12:40			
Client ID: MW-CB-14AS-20250929_N_WG		Run ID: VOA7_523128			SeqNo: 9064055		PrepDate:		DF: 1	
Analyte	Result	MLQ	SPK Val	SPK Ref Value	%REC	Control Limit	RPD Ref Value	%RPD	RPD Limit	Qual
1,2-Dichloroethane	0.019	0.0020	0.02	0.0006310	91.3	70 - 130	0.01868	1.13	20	
<i>Surr: 1,2-Dichloroethane-d4</i>	<i>0.044</i>	<i>0</i>	<i>0.05</i>	<i>0</i>	<i>88.9</i>	<i>70 - 130</i>	<i>0.04446</i>	<i>0.0247</i>	<i>20</i>	
<i>Surr: 4-Bromofluorobenzene</i>	<i>0.049</i>	<i>0</i>	<i>0.05</i>	<i>0</i>	<i>98.1</i>	<i>70 - 130</i>	<i>0.04760</i>	<i>2.98</i>	<i>20</i>	
<i>Surr: Dibromofluoromethane</i>	<i>0.049</i>	<i>0</i>	<i>0.05</i>	<i>0</i>	<i>98.5</i>	<i>70 - 130</i>	<i>0.04875</i>	<i>1.06</i>	<i>20</i>	
<i>Surr: Toluene-d8</i>	<i>0.052</i>	<i>0</i>	<i>0.05</i>	<i>0</i>	<i>103</i>	<i>70 - 130</i>	<i>0.05139</i>	<i>0.288</i>	<i>20</i>	

The following samples were analyzed in this batch: HS25091416-08

Client: Rohm & Haas/Charlie Burch Dow
Project: Dow Charlie Burch 2H2025
WorkOrder: HS25091416

**QUALIFIERS,
ACRONYMS, UNITS**

Qualifier	Description
*	Value exceeds Regulatory Limit
a	Not accredited
B	Analyte detected in the associated Method Blank above the Reporting Limit
E	Value above quantitation range
H	Analyzed outside of Holding Time
J	Analyte detected below quantitation limit
M	Manually integrated, see raw data for justification
n	Not offered for accreditation
ND	Not Detected at the Reporting Limit
O	Sample amount is > 4 times amount spiked
P	Dual Column results percent difference > 40%
R	RPD above laboratory control limit
S	Spike Recovery outside laboratory control limits
U	Analyzed but not detected above the MDL/SDL

Acronym	Description
DCS	Detectability Check Study
DUP	Method Duplicate
LCS	Laboratory Control Sample
LCSD	Laboratory Control Sample Duplicate
MBLK	Method Blank
MDL	Method Detection Limit
MQL	Method Quantitation Limit
MS	Matrix Spike
MSD	Matrix Spike Duplicate
PDS	Post Digestion Spike
PQL	Practical Quantitation Limit
SD	Serial Dilution
SDL	Sample Detection Limit
TRRP	Texas Risk Reduction Program

Unit Reported	Description
mg/L	Milligrams per Liter

CERTIFICATIONS,ACCREDITATIONS & LICENSES

Agency	Number	Expire Date
Arizona	AZ0793	27-May-2026
Arkansas	88-00356_2024	17-Mar-2026
California	2919 - 2025	30-Apr-2026
Dept of Defense	L24-239	30-Apr-2026
Dept of Defense	L24-240	30-Apr-2026
Florida	E87611-2025	30-Jun-2026
Illinois	200032 - 2025	31-Jul-2026
Kansas	KS-C25-00168	31-Jul-2026
Kentucky	123043-2025	30-Apr-2026
Louisiana	03087-2025	30-Jun-2026
Maine	2024017	23-Jun-2026
Michigan	9971-2025	30-Apr-2026
Minnesota	2856348	31-Dec-2025
Missouri	136	30-Sep-2026
Nebraska	NE-OS-25-13 - 2025	30-Apr-2026
Nevada	NV-C25-00124 - 2025	31-Jul-2026
New Hampshire	209425	24-Apr-2026
New Jersey	TX008-2025	30-Jun-2026
New York	11707 - 2025	01-Apr-2026
North Carolina	624 - 2024	31-Dec-2025
Oregon	TX200002-013	15-May-2026
Pennsylvania	019	01-Jul-2026
Tennessee	TN	30-Apr-2026
Texas	TX-C25-00104	30-Apr-2026

Sample Receipt Checklist

Work Order ID: HS25091416

Date/Time Received: 29-Sep-2025 16:30

Client Name: Rohm & Haas-Dow Spring

Received by: Belinda Gomez

Completed By: /S/ Belinda Gomez	30-Sep-2025 17:38	Reviewed by: /S/ Beverly Mustafa	01-Oct-2025 08:38
eSignature	Date/Time	eSignature	Date/Time

Matrices: **W**

Carrier name: **ALS Courier**

- Shipping container/cooler in good condition? Yes No Not Present
- Custody seals intact on shipping container/cooler? Yes No Not Present
- Custody seals intact on sample bottles? Yes No Not Present
- VOA/TX1005/TX1006 Solids in hermetically sealed vials? Yes No Not Present
- Chain of custody present? Yes No 1 Page(s)
- Chain of custody signed when relinquished and received? Yes No COC IDs:349635
- Samplers name present on COC? Yes No
- Chain of custody agrees with sample labels? Yes No
- Samples in proper container/bottle? Yes No
- Sample containers intact? Yes No
- Sufficient sample volume for indicated test? Yes No
- All samples received within holding time? Yes No
- Container/Temp Blank temperature in compliance? Yes No

Temperature(s)/Thermometer(s):	1.6UC/1.6C	IR34
Cooler(s)/Kit(s):	50320	
Date/Time sample(s) sent to storage:	9/30/25 1730	

- Water - VOA vials have zero headspace? Yes No No VOA vials submitted
- Water - pH acceptable upon receipt? Yes No N/A
- pH adjusted? Yes No N/A

pH adjusted by:

Login Notes:

Client Contacted: Date Contacted: Person Contacted:

Contacted By: Regarding:

Comments:

Corrective Action:



Cincinnati, OH
+1 513 733 5336

Everett, WA
+1 425 356 2600

Fort Collins, CO
+1 970 490 1511

Holland, MI
+1 616 399 6070

Chain of Custody Form


Page 1 of 1

COC ID: 349635

HS25091416

1, WW

Rohm & Haas/Charlie Burch Dow
Dow Charlie Burch



ALS Project Manager:

Customer Information		Project Information		
Purchase Order	Script	Project Name	Dow Charlie Burch 2H2025	A 826D_LL_W(1,2-DCA 8260)
Work Order		Project Number	13-Acre Tract GW	B
Company Name	Union Carbide/Dow Texas City	Bill To Company	The Dow Chemical Company	C Site Contact* dbelote@dow.com Company Code 4050
Send Report To	John Ynfante	Invoice Attn	Accounts Payable	D Plant Code A400 Internal Order Number 400321
Address	3301 5th Ave S,	Address	2211 H.H. DOW WAY	E GL Account 640000
				F Material Group 77124700
City/State/Zip	Texas City, TX 77590	City/State/Zip	Midland MI 48674	G MN-CB-14AS IS ON MS/MSD
Phone	(409)-94-5-56	Phone		H
Fax		Fax		I
e-Mail Address	John.Ynfante@jacobs.com	e-Mail Address	FUSELAP@dow.com	J

No.	Sample Description	Date	Time	Matrix	Pres.	# Bottles	A	B	C	D	E	F	G	H	I	J	Hold
1	TB-02-20250929	9/29/25	1130	W	HCl	2	X										
2	EAB-MW-03-20250929-N-WG	9/29/25	1145	W	HCl	3	X										
3	MW-CB-13AS-20250929-N-WG	9/29/25	1310	W	HCl	3	X										
4	DUP-06-20250929-FO-WG	9/29/25	---	W	HCl	3	X										
5	MW-CB-15AS-20250929-N-WG	9/29/25	1335	W	HCl	3	X										
6	MW-CB-29A-20250929-N-WG	9/29/25	1355	W	HCl	3	X										
7	MW-CB-33A-20250929-N-WG	9/29/25	1415	W	HCl	3	X										
8	MW-CB-14AS-20250929-N-WG	9/29/25	1435	W	HCl	3	X							X			
9																	
10																	

Sampler(s) Please Print & Sign <i>Jessica White</i>		Shipment Method		Required Turnaround Time: (Check Box) <input type="checkbox"/> Other <input checked="" type="checkbox"/> STD 10 Wk Days <input type="checkbox"/> 5 Wk Days <input type="checkbox"/> 2 Wk Days <input type="checkbox"/> 24 Hour				Results Due Date:			
Relinquished by: <i>Jessica White</i>	Date: 9/29/25	Time: 1500	Received by: <i>[Signature]</i>	Notes: Dow Charlie Burch				QC Package: (Check One Box Below)			
Relinquished by: <i>[Signature]</i>	Date: 9/29/25	Time: 1630	Received by (Laboratory): <i>[Signature]</i> 9/29/25 1630	Cooler ID 50320	Cooler Temp. 1.60	<input checked="" type="checkbox"/> Level II Std QC		<input checked="" type="checkbox"/> TRRP Checklist			
Logged by (Laboratory):	Date:	Time:	Checked by (Laboratory):	+34		<input type="checkbox"/> Level III Std QC/Raw Data		<input type="checkbox"/> TRRP Level IV			
Preservative Key: 1-HCl 2-HNO ₃ 3-H ₂ SO ₄ 4-NaOH 5-Na ₂ S ₂ O ₃ 6-NaHSO ₄ 7-Other 8-4°C 9-5035						<input type="checkbox"/> Level IV SW646/CLP		<input type="checkbox"/> Other			

Note: 1. Any changes must be made in writing once samples and COC Form have been submitted to ALS Environmental.
 2. Unless otherwise agreed in a formal contract, services provided by ALS Environmental are expressly limited to the terms and conditions stated on the reverse.
 3. The Chain of Custody is a legal document. All information must be completed accurately.

CF-01

Copyright 2011 by ALS Environmental.



right solutions.
right partner.

10450 Stancliff Rd. Suite 210
Houston, TX 77099
T: +1 281 530 5656
F: +1 281 530 5887

October 10, 2025

John Ynfante
Rohm & Haas/Charlie Burch Dow
25520 Richards Road
Spring, TX 77386

Work Order: **HS25091431**

Laboratory Results for: **Dow Charlie Burch 2H2025**

Dear John Ynfante,

ALS Environmental received 12 sample(s) on Sep 29, 2025 for the analysis presented in the following report.

This is a REVISED REPORT. Please see the Case Narrative for discussion concerning this revision.

Regards,

Generated By: DAYNA.FISHER
Sebastian Lugo
Project Manager

Client: Rohm & Haas/Charlie Burch Dow
Project: Dow Charlie Burch 2H2025
WorkOrder: HS25091431

**TRRP Laboratory Data
Package Cover Page**

This data package consists of all or some of the following as applicable:

This signature page, the laboratory review checklist, and the following reportable data:

- R1 Field chain-of-custody documentation;
- R2 Sample identification cross-reference;
- R3 Test reports (analytical data sheets) for each environmental sample that includes:
 - a) Items consistent with NELAC Chapter 5,
 - b) dilution factors,
 - c) preparation methods,
 - d) cleanup methods, and
 - e) if required for the project, tentatively identified compounds (TICs).
- R4 Surrogate recovery data including:
 - a) Calculated recovery (%R), and
 - b) The laboratory's surrogate QC limits.
- R5 Test reports/summary forms for blank samples;
- R6 Test reports/summary forms for laboratory control samples (LCSs) including:
 - a) LCS spiking amounts,
 - b) Calculated %R for each analyte, and
 - c) The laboratory's LCS QC limits.
- R7 Test reports for project matrix spike/matrix spike duplicates (MS/MSDs) including:
 - a) Samples associated with the MS/MSD clearly identified,
 - b) MS/MSD spiking amounts,
 - c) Concentration of each MS/MSD analyte measured in the parent and spiked samples,
 - d) Calculated %Rs and relative percent differences (RPDs), and
 - e) The laboratory's MS/MSD QC limits.
- R8 Laboratory analytical duplicate (if applicable) recovery and precision:
 - a) the amount of analyte measured in the duplicate,
 - b) the calculated RPD, and
 - c) the laboratory's QC limits for analytical duplicates.
- R9 List of method quantitation limits (MQLs) and detectability check sample results for each analyte for each method and matrix.
- R10 Other problems or anomalies.
The Exception Report for each "No" or "Not Reviewed (NR)" item in Laboratory Review Checklist and for each analyte, matrix, and method for which the laboratory does not hold NELAC accreditation under the Texas Laboratory Accreditation Program.

Client: Rohm & Haas/Charlie Burch Dow
Project: Dow Charlie Burch 2H2025
WorkOrder: HS25091431

**TRRP Laboratory Data
Package Cover Page**

Release Statement: I am responsible for the release of this laboratory data package. This laboratory is NELAC accredited under the Texas Laboratory Accreditation Program for all the methods, analytes and matrices reported in this data package except as noted in the Exception Reports. The data have been reviewed and are technically compliant with the requirements of the methods used, except where noted by the laboratory in the attached exception reports. By my signature below, I affirm to the best of my knowledge, all problems/anomalies, observed by the laboratory have been identified by the laboratory in the Laboratory Review Checklist, and no information affecting the quality of the data has been knowingly withheld.

Check, if applicable: [NA] This laboratory meets an exception under 30 TAC §25.6 and was last inspected by TCEQ or _____ on (enter date of last inspection). Any findings affecting the data in this laboratory data package are noted in the Exception Reports herein. The official signing the cover page of the report in which these data are used is responsible for releasing this data package and is by signature affirming the above release statement is true.



Sebastian Lugo
Project Manager

Laboratory Review Checklist: Reportable Data

Laboratory Name: ALS Laboratory Group			LRC Date: 10/10/2025				
Project Name: Dow Charlie Burch 2H2025			Laboratory Job Number: HS25091431				
Reviewer Name: Sebastian Lugo			Prep Batch Number(s): R523014,R523073				
# ¹	A ²	Description	Yes	No	NA ³	NR ⁴	ER# ⁵
R1	OI	Chain-of-custody (C-O-C)					
		Did samples meet the laboratory's standard conditions of sample acceptability upon receipt?	X				
		Were all departures from standard conditions described in an exception report?	X				
R2	OI	Sample and quality control (QC) identification					
		Are all field sample ID numbers cross-referenced to the laboratory ID numbers?	X				
		Are all laboratory ID numbers cross-referenced to the corresponding QC data?	X				
R3	OI	Test reports					
		Were all samples prepared and analyzed within holding times?	X				
		Other than those results < MQL, were all other raw values bracketed by calibration standards?	X				
		Were calculations checked by a peer or supervisor?	X				
		Were all analyte identifications checked by a peer or supervisor?	X				
		Were sample detection limits reported for all analytes not detected?	X				
		Were all results for soil and sediment samples reported on a dry weight basis?			X		
		Were % moisture (or solids) reported for all soil and sediment samples?			X		
		Were bulk soils/solids samples for volatile analysis extracted with methanol per SW-846 Method 5035?			X		
		If required for the project, TICs reported?			X		
R4	O	Surrogate recovery data					
		Were surrogates added prior to extraction?	X				
		Were surrogate percent recoveries in all samples within the laboratory QC limits?	X				
R5	OI	Test reports/summary forms for blank samples					
		Were appropriate type(s) of blanks analyzed?	X				
		Were blanks analyzed at the appropriate frequency?	X				
		Were method blanks taken through the entire analytical process, including preparation and, if applicable, cleanup procedures?	X				
		Were blank concentrations < MQL?	X				
R6	OI	Laboratory control samples (LCS):					
		Were all COCs included in the LCS?	X				
		Was each LCS taken through the entire analytical procedure, including prep and cleanup steps?	X				
		Were LCSs analyzed at the required frequency?	X				
		Were LCS (and LCSD, if applicable) %Rs within the laboratory QC limits?	X				
		Does the detectability data document the laboratory's capability to detect the COCs at the MDL used to calculate the SDLs?	X				
		Was the LCSD RPD within QC limits?	X				
R7	OI	Matrix spike (MS) and matrix spike duplicate (MSD) data					
		Were the project/method specified analytes included in the MS and MSD?	X				
		Were MS/MSD analyzed at the appropriate frequency?		X			1
		Were MS (and MSD, if applicable) %Rs within the laboratory QC limits?	X				
		Were MS/MSD RPDs within laboratory QC limits?	X				
R8	OI	Analytical duplicate data					
		Were appropriate analytical duplicates analyzed for each matrix?			X		
		Were analytical duplicates analyzed at the appropriate frequency?			X		
		Were RPDs or relative standard deviations within the laboratory QC limits?			X		
R9	OI	Method quantitation limits (MQLs):					
		Are the MQLs for each method analyte included in the laboratory data package?	X				
		Do the MQLs correspond to the concentration of the lowest non-zero calibration standard?	X				
		Are unadjusted MQLs and DCSs included in the laboratory data package?	X				
R10	OI	Other problems/anomalies					
		Are all known problems/anomalies/special conditions noted in this LRC and ER?	X				2
		Were all necessary corrective actions performed for the reported data?	X				
		Was applicable and available technology used to lower the SDL and minimize the matrix interference affects on the sample results?	X				
		Is the laboratory NELAC-accredited under the Texas Laboratory Program for the analytes, matrices and methods associated with this laboratory data package?	X				

Items identified by the letter "R" must be included in the laboratory data package submitted in the TRRP-required report(s). Items identified by the letter "S" should be retained and made available upon request for the appropriate retention period.

O = Organic Analyses; I = Inorganic Analyses (and general chemistry, when applicable); NA = Not Applicable; NR = Not Reviewed; R# = Exception Report identification number (an Exception Report should be completed for an item if "NR" or "No" is checked).

Laboratory Review Checklist: Supporting Data

Laboratory Name: ALS Laboratory Group		LRC Date: 10/10/2025					
Project Name: Dow Charlie Burch 2H2025		Laboratory Job Number: HS25091431					
Reviewer Name: Sebastian Lugo		Prep Batch Number(s): R523014,R523073					
# ¹	A ²	Description	Yes	No	NA ³	NR ⁴	ER# ⁵
S1	OI	Initial calibration (ICAL)					
		Were response factors and/or relative response factors for each analyte within QC limits?	X				
		Were percent RSDs or correlation coefficient criteria met?	X				
		Was the number of standards recommended in the method used for all analytes?	X				
		Were all points generated between the lowest and highest standard used to calculate the curve?	X				
		Are ICAL data available for all instruments used?	X				
		Has the initial calibration curve been verified using an appropriate second source standard?	X				
S2	OI	Initial and continuing calibration verification (ICCV and CCV) and continuing calibration blank (CCB)					
		Was the CCV analyzed at the method-required frequency?	X				
		Were percent differences for each analyte within the method-required QC limits?	X				
		Was the ICAL curve verified for each analyte?	X				
		Was the absolute value of the analyte concentration in the inorganic CCB < MDL?			X		
S3	O	Mass spectral tuning:					
		Was the appropriate compound for the method used for tuning?	X				
		Were ion abundance data within the method-required QC limits?	X				
S4	O	Internal standards (IS):					
		Were IS area counts and retention times within the method-required QC limits?	X				
S5	OI	Raw data (NELAC section 1 appendix A glossary, and section 5.12 or ISO/IEC 17025 section					
		Were the raw data (for example, chromatograms, spectral data) reviewed by an analyst?	X				
		Were data associated with manual integrations flagged on the raw data?	X				
S6	O	Dual column confirmation					
		Did dual column confirmation results meet the method-required QC?			X		
S7	O	Tentatively identified compounds (TICs):					
		If TICs were requested, were the mass spectra and TIC data subject to appropriate checks?			X		
S8	I	Interference Check Sample (ICS) results:					
		Were percent recoveries within method QC limits?			X		
S9	I	Serial dilutions, post digestion spikes, and method of standard additions					
		Were percent differences, recoveries, and the linearity within the QC limits specified in the method?			X		
S10	OI	Method detection limit (MDL) studies					
		Was a MDL study performed for each reported analyte?	X				
		Is the MDL either adjusted or supported by the analysis of DCSs?	X				
S11	OI	Proficiency test reports:					
		Was the laboratory's performance acceptable on the applicable proficiency tests or evaluation studies?	X				
S12	OI	Standards documentation					
		Are all standards used in the analyses NIST-traceable or obtained from other appropriate sources?	X				
S13	OI	Compound/analyte identification procedures					
		Are the procedures for compound/analyte identification documented?	X				
S14	OI	Demonstration of analyst competency (DOC)					
		Was DOC conducted consistent with NELAC Chapter 5C or ISO/IEC 4?	X				
		Is documentation of the analyst's competency up-to-date and on file?	X				
S15	OI	Verification/validation documentation for methods (NELAC Chap 5 or ISO/IEC 17025 Section 5)					
		Are all the methods used to generate the data documented, verified, and validated, where applicable?	X				
S16	OI	Laboratory standard operating procedures (SOPs):					
		Are laboratory SOPs current and on file for each method performed?	X				

Items identified by the letter "R" must be included in the laboratory data package submitted in the TRRP-required report(s). Items identified by the letter "S" should be retained and made available upon request for the appropriate retention period.

O = Organic Analyses; I = Inorganic Analyses (and general chemistry, when applicable);

NA = Not Applicable; NR = Not Reviewed;

R# = Exception Report identification number (an Exception Report should be completed for an item if "NR" or "No" is checked).

Laboratory Review Checklist: Exception Reports

Laboratory Name: ALS Laboratory Group	LRC Date: 10/10/2025
Project Name: Dow Charlie Burch 2H2025	Laboratory Number: HS25091431
Reviewer Name: Sebastian Lugo	Prep Batch Number(s): R523014,R523073

ER# ⁵	Description
1	Batch R523073, Volatiles Method SW8260, Insufficient sample received to perform MS/MSD. An LCS/LCSD was performed as batch quality control.
2	Revised October 10, 2025, to update the reporting units from ug/L to mg/L and correct all IDs that had CB-465, CB-475, CB-415, and CB-375 to CB-45S, CB-47S, CB-37S, and CB-41S respectively.

Items identified by the letter "R" must be included in the laboratory data package submitted in the TRRP-required report(s). Items identified by the letter "S" should be retained and made available upon request for the appropriate retention period.
 O = Organic Analyses; I = Inorganic Analyses (and general chemistry, when applicable);
 NA = Not Applicable;
 NR = Not Reviewed;
 R# = Exception Report identification number (an Exception Report should be completed for an item if "NR" or "No" is checked).

Client: Rohm & Haas/Charlie Burch Dow
Project: Dow Charlie Burch 2H2025
Work Order: HS25091431

SAMPLE SUMMARY

Lab Samp ID	Client Sample ID	Matrix	TagNo	Collection Date	Date Received	Hold
HS25091431-01	TB-01-_20250929	Water		29-Sep-2025 08:00	29-Sep-2025 16:30	<input type="checkbox"/>
HS25091431-02	EB-01_20250929	Water		29-Sep-2025 08:15	29-Sep-2025 16:30	<input type="checkbox"/>
HS25091431-03	MW-CB-46S_20250929_N_WG	Water		29-Sep-2025 08:40	29-Sep-2025 16:30	<input type="checkbox"/>
HS25091431-04	MW-CB-47S_20250929_N_WG	Water		29-Sep-2025 08:50	29-Sep-2025 16:30	<input type="checkbox"/>
HS25091431-05	MW-CB-48_20250929_N_WG	Water		29-Sep-2025 09:00	29-Sep-2025 16:30	<input type="checkbox"/>
HS25091431-06	MW-CB-45_20250929_N_WG	Water		29-Sep-2025 09:15	29-Sep-2025 16:30	<input type="checkbox"/>
HS25091431-07	MW-CB-44_20250929_N_WG	Water		29-Sep-2025 09:35	29-Sep-2025 16:30	<input type="checkbox"/>
HS25091431-08	MW-CB-41S_20250929_N_WG	Water		29-Sep-2025 09:55	29-Sep-2025 16:30	<input type="checkbox"/>
HS25091431-09	MW-CB-40_20250929_N_WG	Water		29-Sep-2025 10:05	29-Sep-2025 16:30	<input type="checkbox"/>
HS25091431-10	MW-CB-39_20250929_N_WG	Water		29-Sep-2025 10:45	29-Sep-2025 16:30	<input type="checkbox"/>
HS25091431-11	MW-CB-37S_20250929_N_WG	Water		29-Sep-2025 11:00	29-Sep-2025 16:30	<input type="checkbox"/>
HS25091431-12	DUP-05_20250929_FD_WQ	Water		29-Sep-2025 00:00	29-Sep-2025 16:30	<input type="checkbox"/>

Client: Rohm & Haas/Charlie Burch Dow
Project: Dow Charlie Burch 2H2025
Work Order: HS25091431

CASE NARRATIVE

Work Order Comments

- Revised October 10, 2025, to update the reporting units from ug/L to mg/L and correct all IDs that had CB-465, CB-475, CB-415, and CB-375 to CB-45S, CB-47S, CB-37S, and CB-41S respectively.

Client: Rohm & Haas/Charlie Burch Dow
Project: Dow Charlie Burch 2H2025
Sample ID: TB-01-_20250929
Collection Date: 29-Sep-2025 08:00

ANALYTICAL REPORT
WorkOrder:HS25091431
Lab ID:HS25091431-01
Matrix:Water

ANALYSES	RESULT	QUAL	SDL	MQL	UNITS	DILUTION FACTOR	DATE ANALYZED
VOLATILES BY SW8260D		Method:SW8260D		Analyst: AKP			
1,2-Dichloroethane	U		0.00041	0.0020	mg/L	1	01-Oct-2025 12:21
Surr: 1,2-Dichloroethane-d4	91.0			70-126	%REC	1	01-Oct-2025 12:21
Surr: 4-Bromofluorobenzene	105			77-113	%REC	1	01-Oct-2025 12:21
Surr: Dibromofluoromethane	101			77-123	%REC	1	01-Oct-2025 12:21
Surr: Toluene-d8	99.1			82-127	%REC	1	01-Oct-2025 12:21

Client: Rohm & Haas/Charlie Burch Dow
 Project: Dow Charlie Burch 2H2025
 Sample ID: EB-01_20250929
 Collection Date: 29-Sep-2025 08:15

ANALYTICAL REPORT

WorkOrder:HS25091431
 Lab ID:HS25091431-02
 Matrix:Water

ANALYSES	RESULT	QUAL	SDL	MQL	UNITS	DILUTION FACTOR	DATE ANALYZED
VOLATILES BY SW8260D		Method:SW8260D		Analyst: AKP			
1,2-Dichloroethane	U		0.00041	0.0020	mg/L	1	01-Oct-2025 22:05
Surr: 1,2-Dichloroethane-d4	92.3			70-126	%REC	1	01-Oct-2025 22:05
Surr: 4-Bromofluorobenzene	99.9			77-113	%REC	1	01-Oct-2025 22:05
Surr: Dibromofluoromethane	99.0			77-123	%REC	1	01-Oct-2025 22:05
Surr: Toluene-d8	98.9			82-127	%REC	1	01-Oct-2025 22:05

Client: Rohm & Haas/Charlie Burch Dow
 Project: Dow Charlie Burch 2H2025
 Sample ID: MW-CB-46S_20250929_N_WG
 Collection Date: 29-Sep-2025 08:40

ANALYTICAL REPORT

WorkOrder:HS25091431
 Lab ID:HS25091431-03
 Matrix:Water

ANALYSES	RESULT	QUAL	SDL	MQL	UNITS	DILUTION FACTOR	DATE ANALYZED
VOLATILES BY SW8260D		Method:SW8260D		Analyst: AKP			
1,2-Dichloroethane	U		0.00041	0.0020	mg/L	1	01-Oct-2025 17:23
Surr: 1,2-Dichloroethane-d4	91.4			70-126	%REC	1	01-Oct-2025 17:23
Surr: 4-Bromofluorobenzene	105			77-113	%REC	1	01-Oct-2025 17:23
Surr: Dibromofluoromethane	102			77-123	%REC	1	01-Oct-2025 17:23
Surr: Toluene-d8	97.8			82-127	%REC	1	01-Oct-2025 17:23

Client: Rohm & Haas/Charlie Burch Dow
 Project: Dow Charlie Burch 2H2025
 Sample ID: MW-CB-47S_20250929_N_WG
 Collection Date: 29-Sep-2025 08:50

ANALYTICAL REPORT
 WorkOrder:HS25091431
 Lab ID:HS25091431-04
 Matrix:Water

ANALYSES	RESULT	QUAL	SDL	MQL	UNITS	DILUTION FACTOR	DATE ANALYZED
VOLATILES BY SW8260D		Method:SW8260D		Analyst: AKP			
1,2-Dichloroethane	U		0.00041	0.0020	mg/L	1	01-Oct-2025 17:45
Surr: 1,2-Dichloroethane-d4	90.4			70-126	%REC	1	01-Oct-2025 17:45
Surr: 4-Bromofluorobenzene	104			77-113	%REC	1	01-Oct-2025 17:45
Surr: Dibromofluoromethane	101			77-123	%REC	1	01-Oct-2025 17:45
Surr: Toluene-d8	99.5			82-127	%REC	1	01-Oct-2025 17:45

Client: Rohm & Haas/Charlie Burch Dow
 Project: Dow Charlie Burch 2H2025
 Sample ID: MW-CB-48_20250929_N_WG
 Collection Date: 29-Sep-2025 09:00

ANALYTICAL REPORT
 WorkOrder:HS25091431
 Lab ID:HS25091431-05
 Matrix:Water

ANALYSES	RESULT	QUAL	SDL	MQL	UNITS	DILUTION FACTOR	DATE ANALYZED
VOLATILES BY SW8260D		Method:SW8260D		Analyst: AKP			
1,2-Dichloroethane	U		0.00041	0.0020	mg/L	1	01-Oct-2025 18:07
Surr: 1,2-Dichloroethane-d4	93.3			70-126	%REC	1	01-Oct-2025 18:07
Surr: 4-Bromofluorobenzene	100			77-113	%REC	1	01-Oct-2025 18:07
Surr: Dibromofluoromethane	101			77-123	%REC	1	01-Oct-2025 18:07
Surr: Toluene-d8	100			82-127	%REC	1	01-Oct-2025 18:07

Client: Rohm & Haas/Charlie Burch Dow
Project: Dow Charlie Burch 2H2025
Sample ID: MW-CB-45_20250929_N_WG
Collection Date: 29-Sep-2025 09:15

ANALYTICAL REPORT
WorkOrder:HS25091431
Lab ID:HS25091431-06
Matrix:Water

ANALYSES	RESULT	QUAL	SDL	MQL	UNITS	DILUTION FACTOR	DATE ANALYZED
VOLATILES BY SW8260D		Method:SW8260D		Analyst: AKP			
1,2-Dichloroethane	0.0010	J	0.00041	0.0020	mg/L	1	01-Oct-2025 18:28
Surr: 1,2-Dichloroethane-d4	99.3			70-126	%REC	1	01-Oct-2025 18:28
Surr: 4-Bromofluorobenzene	96.7			77-113	%REC	1	01-Oct-2025 18:28
Surr: Dibromofluoromethane	100.0			77-123	%REC	1	01-Oct-2025 18:28
Surr: Toluene-d8	103			82-127	%REC	1	01-Oct-2025 18:28

Client: Rohm & Haas/Charlie Burch Dow
 Project: Dow Charlie Burch 2H2025
 Sample ID: MW-CB-44_20250929_N_WG
 Collection Date: 29-Sep-2025 09:35

ANALYTICAL REPORT
 WorkOrder:HS25091431
 Lab ID:HS25091431-07
 Matrix:Water

ANALYSES	RESULT	QUAL	SDL	MQL	UNITS	DILUTION FACTOR	DATE ANALYZED
VOLATILES BY SW8260D		Method:SW8260D		Analyst: AKP			
1,2-Dichloroethane	U		0.00041	0.0020	mg/L	1	01-Oct-2025 22:48
Surr: 1,2-Dichloroethane-d4	92.4			70-126	%REC	1	01-Oct-2025 22:48
Surr: 4-Bromofluorobenzene	99.8			77-113	%REC	1	01-Oct-2025 22:48
Surr: Dibromofluoromethane	100			77-123	%REC	1	01-Oct-2025 22:48
Surr: Toluene-d8	99.8			82-127	%REC	1	01-Oct-2025 22:48

Client: Rohm & Haas/Charlie Burch Dow
 Project: Dow Charlie Burch 2H2025
 Sample ID: MW-CB-41S_20250929_N_WG
 Collection Date: 29-Sep-2025 09:55

ANALYTICAL REPORT

WorkOrder:HS25091431
 Lab ID:HS25091431-08
 Matrix:Water

ANALYSES	RESULT	QUAL	SDL	MQL	UNITS	DILUTION FACTOR	DATE ANALYZED
VOLATILES BY SW8260D		Method:SW8260D		Analyst: AKP			
1,2-Dichloroethane	U		0.00041	0.0020	mg/L	1	01-Oct-2025 23:09
Surr: 1,2-Dichloroethane-d4	93.6			70-126	%REC	1	01-Oct-2025 23:09
Surr: 4-Bromofluorobenzene	100			77-113	%REC	1	01-Oct-2025 23:09
Surr: Dibromofluoromethane	98.8			77-123	%REC	1	01-Oct-2025 23:09
Surr: Toluene-d8	100			82-127	%REC	1	01-Oct-2025 23:09

Client: Rohm & Haas/Charlie Burch Dow
 Project: Dow Charlie Burch 2H2025
 Sample ID: MW-CB-40_20250929_N_WG
 Collection Date: 29-Sep-2025 10:05

ANALYTICAL REPORT
 WorkOrder:HS25091431
 Lab ID:HS25091431-09
 Matrix:Water

ANALYSES	RESULT	QUAL	SDL	MQL	UNITS	DILUTION FACTOR	DATE ANALYZED
VOLATILES BY SW8260D		Method:SW8260D		Analyst: AKP			
1,2-Dichloroethane	U		0.00041	0.0020	mg/L	1	01-Oct-2025 23:31
Surr: 1,2-Dichloroethane-d4	88.8			70-126	%REC	1	01-Oct-2025 23:31
Surr: 4-Bromofluorobenzene	99.9			77-113	%REC	1	01-Oct-2025 23:31
Surr: Dibromofluoromethane	98.4			77-123	%REC	1	01-Oct-2025 23:31
Surr: Toluene-d8	102			82-127	%REC	1	01-Oct-2025 23:31

Client: Rohm & Haas/Charlie Burch Dow
 Project: Dow Charlie Burch 2H2025
 Sample ID: MW-CB-39_20250929_N_WG
 Collection Date: 29-Sep-2025 10:45

ANALYTICAL REPORT

WorkOrder:HS25091431
 Lab ID:HS25091431-10
 Matrix:Water

ANALYSES	RESULT	QUAL	SDL	MQL	UNITS	DILUTION FACTOR	DATE ANALYZED
VOLATILES BY SW8260D		Method:SW8260D		Analyst: AKP			
1,2-Dichloroethane	U		0.00041	0.0020	mg/L	1	01-Oct-2025 23:53
Surr: 1,2-Dichloroethane-d4	94.4			70-126	%REC	1	01-Oct-2025 23:53
Surr: 4-Bromofluorobenzene	101			77-113	%REC	1	01-Oct-2025 23:53
Surr: Dibromofluoromethane	101			77-123	%REC	1	01-Oct-2025 23:53
Surr: Toluene-d8	100			82-127	%REC	1	01-Oct-2025 23:53

Client: Rohm & Haas/Charlie Burch Dow
Project: Dow Charlie Burch 2H2025
Sample ID: MW-CB-37S_20250929_N_WG
Collection Date: 29-Sep-2025 11:00

ANALYTICAL REPORT
WorkOrder:HS25091431
Lab ID:HS25091431-11
Matrix:Water

ANALYSES	RESULT	QUAL	SDL	MQL	UNITS	DILUTION FACTOR	DATE ANALYZED
VOLATILES BY SW8260D		Method:SW8260D		Analyst: AKP			
1,2-Dichloroethane	0.00083	J	0.00041	0.0020	mg/L	1	02-Oct-2025 00:14
Surr: 1,2-Dichloroethane-d4	92.1			70-126	%REC	1	02-Oct-2025 00:14
Surr: 4-Bromofluorobenzene	103			77-113	%REC	1	02-Oct-2025 00:14
Surr: Dibromofluoromethane	101			77-123	%REC	1	02-Oct-2025 00:14
Surr: Toluene-d8	101			82-127	%REC	1	02-Oct-2025 00:14

Client: Rohm & Haas/Charlie Burch Dow
Project: Dow Charlie Burch 2H2025
Sample ID: DUP-05_20250929_FD_WQ
Collection Date: 29-Sep-2025 00:00

ANALYTICAL REPORT

WorkOrder:HS25091431
Lab ID:HS25091431-12
Matrix:Water

ANALYSES	RESULT	QUAL	SDL	MQL	UNITS	DILUTION FACTOR	DATE ANALYZED
VOLATILES BY SW8260D		Method:SW8260D		Analyst: AKP			
1,2-Dichloroethane	0.0014	J	0.00041	0.0020	mg/L	1	02-Oct-2025 00:36
Surr: 1,2-Dichloroethane-d4	95.3			70-126	%REC	1	02-Oct-2025 00:36
Surr: 4-Bromofluorobenzene	101			77-113	%REC	1	02-Oct-2025 00:36
Surr: Dibromofluoromethane	100			77-123	%REC	1	02-Oct-2025 00:36
Surr: Toluene-d8	99.1			82-127	%REC	1	02-Oct-2025 00:36

Client: Rohm & Haas/Charlie Burch Dow
Project: Dow Charlie Burch 2H2025
WorkOrder: HS25091431

DATES REPORT

Sample ID	Client Samp ID	Collection Date	Leachate Date	Prep Date	Analysis Date	DF
Batch ID: R523014 (0)		Test Name : VOLATILES BY SW8260D			Matrix: Water	
HS25091431-01	TB-01-_20250929	29 Sep 2025 08:00			01 Oct 2025 12:21	1
HS25091431-03	MW-CB-46S_20250929_N_WG	29 Sep 2025 08:40			01 Oct 2025 17:23	1
HS25091431-04	MW-CB-47S_20250929_N_WG	29 Sep 2025 08:50			01 Oct 2025 17:45	1
HS25091431-05	MW-CB-48_20250929_N_WG	29 Sep 2025 09:00			01 Oct 2025 18:07	1
HS25091431-06	MW-CB-45_20250929_N_WG	29 Sep 2025 09:15			01 Oct 2025 18:28	1
Batch ID: R523073 (0)		Test Name : VOLATILES BY SW8260D			Matrix: Water	
HS25091431-02	EB-01_20250929	29 Sep 2025 08:15			01 Oct 2025 22:05	1
HS25091431-07	MW-CB-44_20250929_N_WG	29 Sep 2025 09:35			01 Oct 2025 22:48	1
HS25091431-08	MW-CB-41S_20250929_N_WG	29 Sep 2025 09:55			01 Oct 2025 23:09	1
HS25091431-09	MW-CB-40_20250929_N_WG	29 Sep 2025 10:05			01 Oct 2025 23:31	1
HS25091431-10	MW-CB-39_20250929_N_WG	29 Sep 2025 10:45			01 Oct 2025 23:53	1
HS25091431-11	MW-CB-37S_20250929_N_WG	29 Sep 2025 11:00			02 Oct 2025 00:14	1
HS25091431-12	DUP-05_20250929_FD_WQ	29 Sep 2025 00:00			02 Oct 2025 00:36	1

WorkOrder: HS25091431
 InstrumentID: VOA7
 Test Code: 8260D_W
 Test Number: SW8260D
 Test Name: Volatiles by SW8260D

**METHOD DETECTION /
 REPORTING LIMITS**

Matrix: Aqueous **Units:** mg/L

Type	Analyte	CAS	DCS Spike	DCS	MDL	PQL
A	1,2-Dichloroethane	107-06-2	0.0010	0.00084	0.00041	0.0020
S	1,2-Dichloroethane-d4	17060-07-0	0	0	0	0
S	4-Bromofluorobenzene	460-00-4	0	0	0	0
S	Dibromofluoromethane	1868-53-7	0	0	0	0
S	Toluene-d8	2037-26-5	0	0	0	0

Client: Rohm & Haas/Charlie Burch Dow
Project: Dow Charlie Burch 2H2025
WorkOrder: HS25091431

QC BATCH REPORT

Batch ID: R523014 (0)		Instrument: VOA7		Method: VOLATILES BY SW8260D						
MBLK	Sample ID: MBLK-251001	Units: mg/L			Analysis Date: 01-Oct-2025 11:16					
Client ID:	Run ID: VOA7_523014	SeqNo: 9061462		PrepDate:			DF: 1			
Analyte	Result	MQL	SPK Val	SPK Ref Value	%REC	Control Limit	RPD Ref Value	%RPD	RPD Limit	Qual
1,2-Dichloroethane	U	0.0020								
<i>Surr: 1,2-Dichloroethane-d4</i>	<i>0.047</i>	<i>0</i>	<i>0.05</i>	<i>0</i>	<i>94.2</i>	<i>70 - 130</i>				
<i>Surr: 4-Bromofluorobenzene</i>	<i>0.053</i>	<i>0</i>	<i>0.05</i>	<i>0</i>	<i>105</i>	<i>70 - 130</i>				
<i>Surr: Dibromofluoromethane</i>	<i>0.050</i>	<i>0</i>	<i>0.05</i>	<i>0</i>	<i>99.5</i>	<i>70 - 130</i>				
<i>Surr: Toluene-d8</i>	<i>0.050</i>	<i>0</i>	<i>0.05</i>	<i>0</i>	<i>101</i>	<i>70 - 130</i>				
LCS	Sample ID: LCS-251001	Units: mg/L			Analysis Date: 01-Oct-2025 10:11					
Client ID:	Run ID: VOA7_523014	SeqNo: 9061460		PrepDate:			DF: 1			
Analyte	Result	MQL	SPK Val	SPK Ref Value	%REC	Control Limit	RPD Ref Value	%RPD	RPD Limit	Qual
1,2-Dichloroethane	0.018	0.0020	0.02	0	89.3	70 - 130				
<i>Surr: 1,2-Dichloroethane-d4</i>	<i>0.047</i>	<i>0</i>	<i>0.05</i>	<i>0</i>	<i>93.5</i>	<i>70 - 130</i>				
<i>Surr: 4-Bromofluorobenzene</i>	<i>0.049</i>	<i>0</i>	<i>0.05</i>	<i>0</i>	<i>98.1</i>	<i>70 - 130</i>				
<i>Surr: Dibromofluoromethane</i>	<i>0.049</i>	<i>0</i>	<i>0.05</i>	<i>0</i>	<i>98.9</i>	<i>70 - 130</i>				
<i>Surr: Toluene-d8</i>	<i>0.051</i>	<i>0</i>	<i>0.05</i>	<i>0</i>	<i>102</i>	<i>70 - 130</i>				
LCSD	Sample ID: LCSD-251001	Units: mg/L			Analysis Date: 01-Oct-2025 10:33					
Client ID:	Run ID: VOA7_523014	SeqNo: 9061461		PrepDate:			DF: 1			
Analyte	Result	MQL	SPK Val	SPK Ref Value	%REC	Control Limit	RPD Ref Value	%RPD	RPD Limit	Qual
1,2-Dichloroethane	0.019	0.0020	0.02	0	94.9	70 - 130	0.01786	6.12	20	
<i>Surr: 1,2-Dichloroethane-d4</i>	<i>0.048</i>	<i>0</i>	<i>0.05</i>	<i>0</i>	<i>96.5</i>	<i>70 - 130</i>	<i>0.04677</i>	<i>3.07</i>	<i>20</i>	
<i>Surr: 4-Bromofluorobenzene</i>	<i>0.047</i>	<i>0</i>	<i>0.05</i>	<i>0</i>	<i>94.5</i>	<i>70 - 130</i>	<i>0.04906</i>	<i>3.81</i>	<i>20</i>	
<i>Surr: Dibromofluoromethane</i>	<i>0.048</i>	<i>0</i>	<i>0.05</i>	<i>0</i>	<i>96.4</i>	<i>70 - 130</i>	<i>0.04944</i>	<i>2.58</i>	<i>20</i>	
<i>Surr: Toluene-d8</i>	<i>0.051</i>	<i>0</i>	<i>0.05</i>	<i>0</i>	<i>101</i>	<i>70 - 130</i>	<i>0.05111</i>	<i>0.983</i>	<i>20</i>	

Revision: 1

Client: Rohm & Haas/Charlie Burch Dow
Project: Dow Charlie Burch 2H2025
WorkOrder: HS25091431

QC BATCH REPORT

Batch ID: R523014 (0)	Instrument: VOA7	Method: VOLATILES BY SW8260D
--------------------------------	-------------------------	-------------------------------------

MS	Sample ID: HS25091274-19MS	Units: mg/L	Analysis Date: 01-Oct-2025 18:50							
Client ID:	Run ID: VOA7_523014	SeqNo: 9062881	PrepDate: DF: 1							
Analyte	Result	MQL	SPK Val	SPK Ref Value	%REC	Control Limit	RPD Ref Value	%RPD	RPD Limit	Qual
1,2-Dichloroethane	0.020	0.0020	0.02	0	98.6	70 - 130				
<i>Surr: 1,2-Dichloroethane-d4</i>	<i>0.049</i>	<i>0</i>	<i>0.05</i>	<i>0</i>	<i>98.3</i>	<i>70 - 130</i>				
<i>Surr: 4-Bromofluorobenzene</i>	<i>0.047</i>	<i>0</i>	<i>0.05</i>	<i>0</i>	<i>93.7</i>	<i>70 - 130</i>				
<i>Surr: Dibromofluoromethane</i>	<i>0.049</i>	<i>0</i>	<i>0.05</i>	<i>0</i>	<i>98.0</i>	<i>70 - 130</i>				
<i>Surr: Toluene-d8</i>	<i>0.051</i>	<i>0</i>	<i>0.05</i>	<i>0</i>	<i>101</i>	<i>70 - 130</i>				

MSD	Sample ID: HS25091274-19MSD	Units: mg/L	Analysis Date: 01-Oct-2025 19:12							
Client ID:	Run ID: VOA7_523014	SeqNo: 9062882	PrepDate: DF: 1							
Analyte	Result	MQL	SPK Val	SPK Ref Value	%REC	Control Limit	RPD Ref Value	%RPD	RPD Limit	Qual
1,2-Dichloroethane	0.019	0.0020	0.02	0	94.9	70 - 130	0.01972	3.88	20	
<i>Surr: 1,2-Dichloroethane-d4</i>	<i>0.046</i>	<i>0</i>	<i>0.05</i>	<i>0</i>	<i>92.8</i>	<i>70 - 130</i>	<i>0.04914</i>	<i>5.76</i>	<i>20</i>	
<i>Surr: 4-Bromofluorobenzene</i>	<i>0.048</i>	<i>0</i>	<i>0.05</i>	<i>0</i>	<i>96.3</i>	<i>70 - 130</i>	<i>0.04685</i>	<i>2.72</i>	<i>20</i>	
<i>Surr: Dibromofluoromethane</i>	<i>0.049</i>	<i>0</i>	<i>0.05</i>	<i>0</i>	<i>97.9</i>	<i>70 - 130</i>	<i>0.04900</i>	<i>0.049</i>	<i>20</i>	
<i>Surr: Toluene-d8</i>	<i>0.051</i>	<i>0</i>	<i>0.05</i>	<i>0</i>	<i>102</i>	<i>70 - 130</i>	<i>0.05056</i>	<i>0.42</i>	<i>20</i>	

The following samples were analyzed in this batch:

HS25091431-01	HS25091431-03	HS25091431-04	HS25091431-05
HS25091431-06			

Client: Rohm & Haas/Charlie Burch Dow
Project: Dow Charlie Burch 2H2025
WorkOrder: HS25091431

QC BATCH REPORT

Batch ID: R523073 (0)	Instrument: VOA7	Method: VOLATILES BY SW8260D
--------------------------------	-------------------------	-------------------------------------

MBLK	Sample ID: MBLK-251001	Units: mg/L	Analysis Date: 01-Oct-2025 21:43							
Client ID:	Run ID: VOA7_523073	SeqNo: 9062903	PrepDate: DF: 1							
Analyte	Result	MQL	SPK Val	SPK Ref Value	%REC	Control Limit	RPD Ref Value	%RPD	RPD Limit	Qual
1,2-Dichloroethane	U	0.0020								
Surr: 1,2-Dichloroethane-d4	0.045	0	0.05	0	90.1	70 - 130				
Surr: 4-Bromofluorobenzene	0.051	0	0.05	0	102	70 - 130				
Surr: Dibromofluoromethane	0.049	0	0.05	0	97.3	70 - 130				
Surr: Toluene-d8	0.051	0	0.05	0	102	70 - 130				

LCS	Sample ID: LCS-251001	Units: mg/L	Analysis Date: 01-Oct-2025 20:38							
Client ID:	Run ID: VOA7_523073	SeqNo: 9062901	PrepDate: DF: 1							
Analyte	Result	MQL	SPK Val	SPK Ref Value	%REC	Control Limit	RPD Ref Value	%RPD	RPD Limit	Qual
1,2-Dichloroethane	0.020	0.0020	0.02	0	102	70 - 130				
Surr: 1,2-Dichloroethane-d4	0.047	0	0.05	0	93.9	70 - 130				
Surr: 4-Bromofluorobenzene	0.048	0	0.05	0	96.3	70 - 130				
Surr: Dibromofluoromethane	0.049	0	0.05	0	98.9	70 - 130				
Surr: Toluene-d8	0.051	0	0.05	0	103	70 - 130				

LCSD	Sample ID: LCSD-251001	Units: mg/L	Analysis Date: 01-Oct-2025 21:00							
Client ID:	Run ID: VOA7_523073	SeqNo: 9062902	PrepDate: DF: 1							
Analyte	Result	MQL	SPK Val	SPK Ref Value	%REC	Control Limit	RPD Ref Value	%RPD	RPD Limit	Qual
1,2-Dichloroethane	0.018	0.0020	0.02	0	92.0	70 - 130	0.02040	10.3	20	
Surr: 1,2-Dichloroethane-d4	0.047	0	0.05	0	93.7	70 - 130	0.04697	0.301	20	
Surr: 4-Bromofluorobenzene	0.048	0	0.05	0	95.8	70 - 130	0.04817	0.602	20	
Surr: Dibromofluoromethane	0.050	0	0.05	0	100.0	70 - 130	0.04946	1.05	20	
Surr: Toluene-d8	0.050	0	0.05	0	100	70 - 130	0.05137	2.59	20	

The following samples were analyzed in this batch:	HS25091431-02	HS25091431-07	HS25091431-08	HS25091431-09
	HS25091431-10	HS25091431-11	HS25091431-12	

Revision: 1

Client: Rohm & Haas/Charlie Burch Dow
Project: Dow Charlie Burch 2H2025
WorkOrder: HS25091431

**QUALIFIERS,
ACRONYMS, UNITS**

Qualifier	Description
*	Value exceeds Regulatory Limit
a	Not accredited
B	Analyte detected in the associated Method Blank above the Reporting Limit
E	Value above quantitation range
H	Analyzed outside of Holding Time
J	Analyte detected below quantitation limit
M	Manually integrated, see raw data for justification
n	Not offered for accreditation
ND	Not Detected at the Reporting Limit
O	Sample amount is > 4 times amount spiked
P	Dual Column results percent difference > 40%
R	RPD above laboratory control limit
S	Spike Recovery outside laboratory control limits
U	Analyzed but not detected above the MDL/SDL

Acronym	Description
DCS	Detectability Check Study
DUP	Method Duplicate
LCS	Laboratory Control Sample
LCSD	Laboratory Control Sample Duplicate
MBLK	Method Blank
MDL	Method Detection Limit
MQL	Method Quantitation Limit
MS	Matrix Spike
MSD	Matrix Spike Duplicate
PDS	Post Digestion Spike
PQL	Practical Quantitation Limit
SD	Serial Dilution
SDL	Sample Detection Limit
TRRP	Texas Risk Reduction Program

Unit Reported	Description
mg/L	Milligrams per Liter

CERTIFICATIONS,ACCREDITATIONS & LICENSES

Agency	Number	Expire Date
Arizona	AZ0793	27-May-2026
Arkansas	88-00356_2024	17-Mar-2026
California	2919 - 2025	30-Apr-2026
Dept of Defense	L24-239	30-Apr-2026
Dept of Defense	L24-240	30-Apr-2026
Florida	E87611-2025	30-Jun-2026
Illinois	200032 - 2025	31-Jul-2026
Kansas	KS-C25-00168	31-Jul-2026
Kentucky	123043-2025	30-Apr-2026
Louisiana	03087-2025	30-Jun-2026
Maine	2024017	23-Jun-2026
Michigan	9971-2025	30-Apr-2026
Minnesota	2856348	31-Dec-2025
Missouri	136	30-Sep-2026
Nebraska	NE-OS-25-13 - 2025	30-Apr-2026
Nevada	NV-C25-00124 - 2025	31-Jul-2026
New Hampshire	209425	24-Apr-2026
New Jersey	TX008-2025	30-Jun-2026
New York	11707 - 2025	01-Apr-2026
North Carolina	624 - 2024	31-Dec-2025
Oregon	TX200002-013	15-May-2026
Pennsylvania	019	01-Jul-2026
Tennessee	TN	30-Apr-2026
Texas	TX-C25-00104	30-Apr-2026

Sample Receipt Checklist

Work Order ID: HS25091431

Date/Time Received: 29-Sep-2025 16:30

Client Name: Rohm & Haas-Dow Spring

Received by: Kaycee Rogers

Completed By: /S/ Kaycee Rogers	30-Sep-2025 20:12	Reviewed by: /S/ Beverly Mustafa	01-Oct-2025 09:02
eSignature	Date/Time	eSignature	Date/Time

Matrices: **W**

Carrier name: **ALS Courier**

- Shipping container/cooler in good condition? Yes No Not Present
- Custody seals intact on shipping container/cooler? Yes No Not Present
- Custody seals intact on sample bottles? Yes No Not Present
- VOA/TX1005/TX1006 Solids in hermetically sealed vials? Yes No Not Present
- Chain of custody present? Yes No 2 Page(s)
- Chain of custody signed when relinquished and received? Yes No COC IDs:349643, 349641
- Samplers name present on COC? Yes No
- Chain of custody agrees with sample labels? Yes No
- Samples in proper container/bottle? Yes No
- Sample containers intact? Yes No
- Sufficient sample volume for indicated test? Yes No
- All samples received within holding time? Yes No
- Container/Temp Blank temperature in compliance? Yes No

Temperature(s)/Thermometer(s):	1.1UC/1.1C	IR 34
Cooler(s)/Kit(s):	52755	
Date/Time sample(s) sent to storage:	09/30/2025 2012	

- Water - VOA vials have zero headspace? Yes No No VOA vials submitted
- Water - pH acceptable upon receipt? Yes No N/A
- pH adjusted? Yes No N/A

pH adjusted by:

Login Notes:

Client Contacted: Date Contacted: Person Contacted:

Contacted By: Regarding:

Comments:

Corrective Action:



Cincinnati, OH
+1 513 733 5336

Everett, WA
+1 425 356 2600

Fort Collins, CO
+1 970 490 1511

Holland, MI
+1 616 399 6070

Chain of Custody Form

Page 1 of 2

COC ID: 349643

HS25091431

Rohm & Haas/Charlie Burch Dow

Dow Charlie Burch 2H2025



8260_LL_W (1,2-DCA 8260)

ALS Project Manager:

Customer Information		Project Information		
Purchase Order	Script	Project Name	Dow Charlie Burch 2H2025	A
Work Order		Project Number	Adam Olsen GW	B
Company Name	Union Carbide/Dow Texas City	Bill To Company	The Dow Chemical Company	C
Send Report To	John Ynfante	Invoice Attn	Accounts Payable	D
Address	3301 5th Ave S,	Address	2211 H.H. DOW WAY	E
				F
City/State/Zip	Texas City, TX 77590	City/State/Zip	Midland MI 48674	G
Phone	(409) -94-5-56	Phone		H
Fax		Fax		I
e-Mail Address	John.Ynfante@jacobs.com	e-Mail Address	FUSELAP@dow.com	J

Site Contact* dbelote@dow.com
 Company Code 4050
 Plant Code A400
 Internal Order Number 400321
 GL Account 640000
 Material Group 77121700

No.	Sample Description	Date	Time	Matrix	Pres.	# Bottles	A	B	C	D	E	F	G	H	I	J	Hold
1	FB-01-20250929	9/29/25	0800	W	HCl	2	X										
2	FB-01-20250929	9/29/25	0815	W	HCl	3	X										
3	MW-CB-465-20250929-N-WG	9/29/25	0840	W	HCl	3	X										
4	MW-CB-475-20250929-N-WG	9/29/25	0850	W	HCl	3	X										
5	MW-CB-48-20250929-N-WG	9/29/25	0900	W	HCl	3	X										
6	MW-CB-45-20250929-N-WG	9/29/25	0915	W	HCl	3	X										
7	MW-CB-44-20250929-N-WG	9/29/25	0935	W	HCl	3	X										
8	MW-CB-415-20250929-N-WG	9/29/25	0955	W	HCl	3	X										
9	MW-CB-40-20250929-N-WG	9/29/25	1005	W	HCl	3	X										
10	MW-CB-39-20250929-N-WG	9/29/25	1045	W	HCl	3	X										

Sampler(s) Please Print & Sign: Jessica Link Shipment Method: _____ Required Turnaround Time: (Check Box) STD 10 Wk Days 5 Wk Days 2 Wk Days 24 Hour Results Due Date: _____

Relinquished by: Jessica Link Date: 9/29/25 Time: 1500 Received by: [Signature] Notes: Dow Charlie Burch
 Relinquished by: [Signature] Date: 9/29/25 Time: 1630 Received by (Laboratory): _____
 Logged by (Laboratory): _____ Date: 9/29/25 Time: 1630 Checked by (Laboratory): [Signature]
 Cooler ID: 52755 Cooler Temp: 1.10 QC Package: (Check One Box Below) Level II Std QC TRRP Checklist TRRP Level IV
 Level III Std QC/Raw Data TRRP Level IV
 Level IV SW846/CLP
 Other: 434

Preservative Key: 1-HCl 2-HNO₃ 3-H₂SO₄ 4-NaOH 5-Na₂S₂O₃ 6-NaHSO₄ 7-Other 8-4°C 9-5035

- Note: 1. Any changes must be made in writing once samples and COC Form have been submitted to ALS Environmental.
 2. Unless otherwise agreed in a formal contract, services provided by ALS Environmental are expressly limited to the terms and conditions stated on the reverse.
 3. The Chain of Custody is a legal document. All information must be completed accurately.

Copyright 2011 by ALS Environmental.



Cincinnati, OH
+1 513 733 5336

Fort Collins, CO
+1 970 490 1511

Everett, WA
+1 425 356 2600

Holland, MI
+1 616 399 6070

Chain of Custody Form

HS25091431

, WV

Page 2 of 2

COC ID: 349641

Rohm & Haas/Charlie Burch Dow
Dow Charlie Burch 2H2025



ALS Project Manager:

Customer Information		Project Information		
Purchase Order	Script	Project Name	Dow Charlie Burch 2H2025	A
Work Order		Project Number	Rummer City <i>Arkam Dusen GW</i>	B
Company Name	Union Carbide/Dow Texas City	Bill To Company	The Dow Chemical Company	C
Send Report To	John Ynfante	Invoice Attn	Accounts Payable	D
Address	3301 5th Ave S,	Address	2211 H.H. DOW WAY	E
City/State/Zip	Texas City, TX 77590	City/State/Zip	Midland MI 48674	G
Phone	(409) -94-5-56	Phone		H
Fax		Fax		I
e-Mail Address	John.Ynfante@jacobs.com	e-Mail Address	FUSELAP@dow.com	J

8260_LL_W(1,2-DCA 8260)

Site Contact* dbelote@dow.com
 Company Code 4050
 Plant Code A400
 Internal Order Number 400321
 GL Account 640000
 Material Group 77121700

No.	Sample Description	Date	Time	Matrix	Pres.	# Bottles	A	B	C	D	E	F	G	H	I	J	Hold
1	MW-CB-375-20250929-N-WG	9/29/25	1100	W	HCl	3	X										
2	DUP-05-20250929-FD-WQ	9/29/25	—	W	HCl	3	X										
3																	
4																	
5																	
6																	
7																	
8																	
9																	
10																	

Sampler(s) Please Print & Sign <i>Jessica Linke</i>		Shipment Method		Required Turnaround Time: (Check Box)				Results Due Date:		
				<input checked="" type="checkbox"/> STD 10 Wk Days <input type="checkbox"/> 5 Wk Days <input type="checkbox"/> 2 Wk Days <input type="checkbox"/> 24 Hour						
Relinquished by: <i>Jessica Linke</i>	Date: 9/29/25	Time: 1800	Received by: <i>D</i>		Notes: Dow Charlie Burch					
Relinquished by: <i>DS</i>	Date: 9-29-25	Time: 1630	Received by (Laboratory):		Cooler ID	Cooler Temp.	QC Package: (Check One Box Below)			
Logged by (Laboratory):	Date:	Time:	Checked by (Laboratory):				Level II Std QC	<input checked="" type="checkbox"/>	TRRP Checklist	
							Level III Std QC/Raw Date	<input type="checkbox"/>	TRRP Level IV	
							Level IV SW846/CLP			
							Other			

Preservative Key: 1-HCl 2-HNO₃ 3-H₂SO₄ 4-NaOH 5-Na₂S₂O₃ 6-NaHSO₄ 7-Other 8-4°C 9-5035

Note: 1. Any changes must be made in writing once samples and COC Form have been submitted to ALS Environmental.
 2. Unless otherwise agreed in a formal contract, services provided by ALS Environmental are expressly limited to the terms and conditions stated on the reverse.
 3. The Chain of Custody is a legal document. All information must be completed accurately.

Copyright 2011 by ALS Environmental.



right solutions.
right partner.

10450 Stancliff Rd. Suite 210
Houston, TX 77099
T: +1 281 530 5656
F: +1 281 530 5887

October 10, 2025

John Ynfante
Rohm & Haas/Charlie Burch Dow
25520 Richards Road
Spring, TX 77386

Work Order: **HS25100044**

Laboratory Results for: **Dow Charlie Burch 2H2025**

Dear John Ynfante,

ALS Environmental received 5 sample(s) on Sep 30, 2025 for the analysis presented in the following report.

This is a REVISED REPORT. Please see the Case Narrative for discussion concerning this revision.

Regards,

Generated By: DAYNA.FISHER
Sebastian Lugo
Project Manager

Client: Rohm & Haas/Charlie Burch Dow
Project: Dow Charlie Burch 2H2025
WorkOrder: HS25100044

**TRRP Laboratory Data
Package Cover Page**

This data package consists of all or some of the following as applicable:

This signature page, the laboratory review checklist, and the following reportable data:

- R1 Field chain-of-custody documentation;
- R2 Sample identification cross-reference;
- R3 Test reports (analytical data sheets) for each environmental sample that includes:
 - a) Items consistent with NELAC Chapter 5,
 - b) dilution factors,
 - c) preparation methods,
 - d) cleanup methods, and
 - e) if required for the project, tentatively identified compounds (TICs).
- R4 Surrogate recovery data including:
 - a) Calculated recovery (%R), and
 - b) The laboratory's surrogate QC limits.
- R5 Test reports/summary forms for blank samples;
- R6 Test reports/summary forms for laboratory control samples (LCSs) including:
 - a) LCS spiking amounts,
 - b) Calculated %R for each analyte, and
 - c) The laboratory's LCS QC limits.
- R7 Test reports for project matrix spike/matrix spike duplicates (MS/MSDs) including:
 - a) Samples associated with the MS/MSD clearly identified,
 - b) MS/MSD spiking amounts,
 - c) Concentration of each MS/MSD analyte measured in the parent and spiked samples,
 - d) Calculated %Rs and relative percent differences (RPDs), and
 - e) The laboratory's MS/MSD QC limits.
- R8 Laboratory analytical duplicate (if applicable) recovery and precision:
 - a) the amount of analyte measured in the duplicate,
 - b) the calculated RPD, and
 - c) the laboratory's QC limits for analytical duplicates.
- R9 List of method quantitation limits (MQLs) and detectability check sample results for each analyte for each method and matrix.
- R10 Other problems or anomalies.
The Exception Report for each "No" or "Not Reviewed (NR)" item in Laboratory Review Checklist and for each analyte, matrix, and method for which the laboratory does not hold NELAC accreditation under the Texas Laboratory Accreditation Program.

Client: Rohm & Haas/Charlie Burch Dow
Project: Dow Charlie Burch 2H2025
WorkOrder: HS25100044

**TRRP Laboratory Data
Package Cover Page**

Release Statement: I am responsible for the release of this laboratory data package. This laboratory is NELAC accredited under the Texas Laboratory Accreditation Program for all the methods, analytes and matrices reported in this data package except as noted in the Exception Reports. The data have been reviewed and are technically compliant with the requirements of the methods used, except where noted by the laboratory in the attached exception reports. By my signature below, I affirm to the best of my knowledge, all problems/anomalies, observed by the laboratory have been identified by the laboratory in the Laboratory Review Checklist, and no information affecting the quality of the data has been knowingly withheld.

Check, if applicable: [NA] This laboratory meets an exception under 30 TAC §25.6 and was last inspected by TCEQ or _____ on (enter date of last inspection). Any findings affecting the data in this laboratory data package are noted in the Exception Reports herein. The official signing the cover page of the report in which these data are used is responsible for releasing this data package and is by signature affirming the above release statement is true.



Sebastian Lugo
Project Manager

Laboratory Review Checklist: Reportable Data

Laboratory Name: ALS Laboratory Group			LRC Date: 10/10/2025				
Project Name: Dow Charlie Burch 2H2025			Laboratory Job Number:HS25100044				
Reviewer Name: Sebastian Lugo			Prep Batch Number(s): R523128				
# ¹	A ²	Description	Yes	No	NA ³	NR ⁴	ER# ⁵
R1	OI	Chain-of-custody (C-O-C)					
		Did samples meet the laboratory's standard conditions of sample acceptability upon receipt?	X				
		Were all departures from standard conditions described in an exception report?	X				
R2	OI	Sample and quality control (QC) identification					
		Are all field sample ID numbers cross-referenced to the laboratory ID numbers?	X				
		Are all laboratory ID numbers cross-referenced to the corresponding QC data?	X				
R3	OI	Test reports					
		Were all samples prepared and analyzed within holding times?	X				
		Other than those results < MQL, were all other raw values bracketed by calibration standards?	X				
		Were calculations checked by a peer or supervisor?	X				
		Were all analyte identifications checked by a peer or supervisor?	X				
		Were sample detection limits reported for all analytes not detected?	X				
		Were all results for soil and sediment samples reported on a dry weight basis?			X		
		Were % moisture (or solids) reported for all soil and sediment samples?			X		
		Were bulk soils/solids samples for volatile analysis extracted with methanol per SW-846 Method 5035?			X		
		If required for the project, TICs reported?			X		
R4	O	Surrogate recovery data					
		Were surrogates added prior to extraction?	X				
		Were surrogate percent recoveries in all samples within the laboratory QC limits?	X				
R5	OI	Test reports/summary forms for blank samples					
		Were appropriate type(s) of blanks analyzed?	X				
		Were blanks analyzed at the appropriate frequency?	X				
		Were method blanks taken through the entire analytical process, including preparation and, if applicable, cleanup procedures?	X				
		Were blank concentrations < MQL?	X				
R6	OI	Laboratory control samples (LCS):					
		Were all COCs included in the LCS?	X				
		Was each LCS taken through the entire analytical procedure, including prep and cleanup steps?	X				
		Were LCSs analyzed at the required frequency?	X				
		Were LCS (and LCSD, if applicable) %Rs within the laboratory QC limits?	X				
		Does the detectability data document the laboratory's capability to detect the COCs at the MDL used to calculate the SDLs?	X				
		Was the LCSD RPD within QC limits?	X				
R7	OI	Matrix spike (MS) and matrix spike duplicate (MSD) data					
		Were the project/method specified analytes included in the MS and MSD?	X				
		Were MS/MSD analyzed at the appropriate frequency?	X				
		Were MS (and MSD, if applicable) %Rs within the laboratory QC limits?	X				
		Were MS/MSD RPDs within laboratory QC limits?	X				
R8	OI	Analytical duplicate data					
		Were appropriate analytical duplicates analyzed for each matrix?			X		
		Were analytical duplicates analyzed at the appropriate frequency?			X		
		Were RPDs or relative standard deviations within the laboratory QC limits?			X		
R9	OI	Method quantitation limits (MQLs):					
		Are the MQLs for each method analyte included in the laboratory data package?	X				
		Do the MQLs correspond to the concentration of the lowest non-zero calibration standard?	X				
		Are unadjusted MQLs and DCSs included in the laboratory data package?	X				
R10	OI	Other problems/anomalies					
		Are all known problems/anomalies/special conditions noted in this LRC and ER?	X				1
		Were all necessary corrective actions performed for the reported data?	X				
		Was applicable and available technology used to lower the SDL and minimize the matrix interference affects on the sample results?	X				
		Is the laboratory NELAC-accredited under the Texas Laboratory Program for the analytes, matrices and methods associated with this laboratory data package?	X				

Items identified by the letter "R" must be included in the laboratory data package submitted in the TRRP-required report(s). Items identified by the letter "S" should be retained and made available upon request for the appropriate retention period.

O = Organic Analyses; I = Inorganic Analyses (and general chemistry, when applicable); NA = Not Applicable; NR = Not Reviewed; R# = Exception Report identification number (an Exception Report should be completed for an item if "NR" or "No" is checked).

Laboratory Review Checklist: Supporting Data

Laboratory Name: ALS Laboratory Group		LRC Date: 10/10/2025					
Project Name: Dow Charlie Burch 2H2025		Laboratory Job Number: HS25100044					
Reviewer Name: Sebastian Lugo		Prep Batch Number(s): R523128					
# ¹	A ²	Description	Yes	No	NA ³	NR ⁴	ER# ⁵
S1	OI	Initial calibration (ICAL)					
		Were response factors and/or relative response factors for each analyte within QC limits?	X				
		Were percent RSDs or correlation coefficient criteria met?	X				
		Was the number of standards recommended in the method used for all analytes?	X				
		Were all points generated between the lowest and highest standard used to calculate the curve?	X				
		Are ICAL data available for all instruments used?	X				
		Has the initial calibration curve been verified using an appropriate second source standard?	X				
S2	OI	Initial and continuing calibration verification (ICCV and CCV) and continuing calibration blank (CCB)					
		Was the CCV analyzed at the method-required frequency?	X				
		Were percent differences for each analyte within the method-required QC limits?	X				
		Was the ICAL curve verified for each analyte?	X				
		Was the absolute value of the analyte concentration in the inorganic CCB < MDL?			X		
S3	O	Mass spectral tuning:					
		Was the appropriate compound for the method used for tuning?	X				
		Were ion abundance data within the method-required QC limits?	X				
S4	O	Internal standards (IS):					
		Were IS area counts and retention times within the method-required QC limits?	X				
S5	OI	Raw data (NELAC section 1 appendix A glossary, and section 5.12 or ISO/IEC 17025 section					
		Were the raw data (for example, chromatograms, spectral data) reviewed by an analyst?	X				
		Were data associated with manual integrations flagged on the raw data?	X				
S6	O	Dual column confirmation					
		Did dual column confirmation results meet the method-required QC?			X		
S7	O	Tentatively identified compounds (TICs):					
		If TICs were requested, were the mass spectra and TIC data subject to appropriate checks?			X		
S8	I	Interference Check Sample (ICS) results:					
		Were percent recoveries within method QC limits?			X		
S9	I	Serial dilutions, post digestion spikes, and method of standard additions					
		Were percent differences, recoveries, and the linearity within the QC limits specified in the method?			X		
S10	OI	Method detection limit (MDL) studies					
		Was a MDL study performed for each reported analyte?	X				
		Is the MDL either adjusted or supported by the analysis of DCSs?	X				
S11	OI	Proficiency test reports:					
		Was the laboratory's performance acceptable on the applicable proficiency tests or evaluation studies?	X				
S12	OI	Standards documentation					
		Are all standards used in the analyses NIST-traceable or obtained from other appropriate sources?	X				
S13	OI	Compound/analyte identification procedures					
		Are the procedures for compound/analyte identification documented?	X				
S14	OI	Demonstration of analyst competency (DOC)					
		Was DOC conducted consistent with NELAC Chapter 5C or ISO/IEC 4?	X				
		Is documentation of the analyst's competency up-to-date and on file?	X				
S15	OI	Verification/validation documentation for methods (NELAC Chap 5 or ISO/IEC 17025 Section 5)					
		Are all the methods used to generate the data documented, verified, and validated, where applicable?	X				
S16	OI	Laboratory standard operating procedures (SOPs):					
		Are laboratory SOPs current and on file for each method performed?	X				

Items identified by the letter "R" must be included in the laboratory data package submitted in the TRRP-required report(s). Items identified by the letter "S" should be retained and made available upon request for the appropriate retention period.
O = Organic Analyses; I = Inorganic Analyses (and general chemistry, when applicable);
NA = Not Applicable; NR = Not Reviewed;
R# = Exception Report identification number (an Exception Report should be completed for an item if "NR" or "No" is checked).

Laboratory Review Checklist: Exception Reports

Laboratory Name: ALS Laboratory Group	LRC Date: 10/10/2025
Project Name: Dow Charlie Burch 2H2025	Laboratory Number: HS25100044
Reviewer Name: Sebastian Lugo	Prep Batch Number(s): R523128

ER# ⁵	Description
1	Revised October 10, 2025, to update the reporting units from ug/L to mg/L.

Items identified by the letter "R" must be included in the laboratory data package submitted in the TRRP-required report(s). Items identified by the letter "S" should be retained and made available upon request for the appropriate retention period.
O = Organic Analyses; I = Inorganic Analyses (and general chemistry, when applicable);
NA = Not Applicable;
NR = Not Reviewed;
R# = Exception Report identification number (an Exception Report should be completed for an item if "NR" or "No" is checked).

Client: Rohm & Haas/Charlie Burch Dow
Project: Dow Charlie Burch 2H2025
Work Order: HS25100044

SAMPLE SUMMARY

Lab Samp ID	Client Sample ID	Matrix	TagNo	Collection Date	Date Received	Hold
HS25100044-01	TB-01_20250930	Water	CG-081225 -616	30-Sep-2025 08:00	30-Sep-2025 16:30	<input type="checkbox"/>
HS25100044-02	TRW-CB-4_20250930_N_WG	Water		30-Sep-2025 08:55	30-Sep-2025 16:30	<input type="checkbox"/>
HS25100044-03	TRW-CB-3_20250930_N_WG	Water		30-Sep-2025 09:06	30-Sep-2025 16:30	<input type="checkbox"/>
HS25100044-04	TRW-CB-2_20250930_N_WG	Water		30-Sep-2025 09:30	30-Sep-2025 16:30	<input type="checkbox"/>
HS25100044-05	TRW-CB-1_20250930_N_WG	Water		30-Sep-2025 09:45	30-Sep-2025 16:30	<input type="checkbox"/>

Client: Rohm & Haas/Charlie Burch Dow
Project: Dow Charlie Burch 2H2025
Work Order: HS25100044

CASE NARRATIVE

Work Order Comments

- Revised October 10, 2025, to update the reporting units from ug/L to mg/L.
-

Client: Rohm & Haas/Charlie Burch Dow
 Project: Dow Charlie Burch 2H2025
 Sample ID: TB-01_20250930
 Collection Date: 30-Sep-2025 08:00

ANALYTICAL REPORT

WorkOrder:HS25100044
 Lab ID:HS25100044-01
 Matrix:Water

ANALYSES	RESULT	QUAL	SDL	MQL	UNITS	DILUTION FACTOR	DATE ANALYZED
VOLATILES BY SW8260D		Method:SW8260D		Analyst: AKP			
1,2-Dichloroethane	U		0.00041	0.0020	mg/L	1	02-Oct-2025 13:23
Surr: 1,2-Dichloroethane-d4	88.3			70-126	%REC	1	02-Oct-2025 13:23
Surr: 4-Bromofluorobenzene	103			77-113	%REC	1	02-Oct-2025 13:23
Surr: Dibromofluoromethane	99.2			77-123	%REC	1	02-Oct-2025 13:23
Surr: Toluene-d8	103			82-127	%REC	1	02-Oct-2025 13:23

Client: Rohm & Haas/Charlie Burch Dow
 Project: Dow Charlie Burch 2H2025
 Sample ID: TRW-CB-4_20250930_N_WG
 Collection Date: 30-Sep-2025 08:55

ANALYTICAL REPORT

WorkOrder:HS25100044
 Lab ID:HS25100044-02
 Matrix:Water

ANALYSES	RESULT	QUAL	SDL	MQL	UNITS	DILUTION FACTOR	DATE ANALYZED
VOLATILES BY SW8260D		Method:SW8260D		Analyst: AKP			
1,2-Dichloroethane	0.0016	J	0.00041	0.0020	mg/L	1	02-Oct-2025 14:07
Surr: 1,2-Dichloroethane-d4	95.8			70-126	%REC	1	02-Oct-2025 14:07
Surr: 4-Bromofluorobenzene	97.6			77-113	%REC	1	02-Oct-2025 14:07
Surr: Dibromofluoromethane	98.4			77-123	%REC	1	02-Oct-2025 14:07
Surr: Toluene-d8	99.7			82-127	%REC	1	02-Oct-2025 14:07

Client: Rohm & Haas/Charlie Burch Dow
 Project: Dow Charlie Burch 2H2025
 Sample ID: TRW-CB-3_20250930_N_WG
 Collection Date: 30-Sep-2025 09:06

ANALYTICAL REPORT
 WorkOrder:HS25100044
 Lab ID:HS25100044-03
 Matrix:Water

ANALYSES	RESULT	QUAL	SDL	MQL	UNITS	DILUTION FACTOR	DATE ANALYZED
VOLATILES BY SW8260D		Method:SW8260D		Analyst: AKP			
1,2-Dichloroethane	0.0018	J	0.00041	0.0020	mg/L	1	02-Oct-2025 14:28
Surr: 1,2-Dichloroethane-d4	93.3			70-126	%REC	1	02-Oct-2025 14:28
Surr: 4-Bromofluorobenzene	101			77-113	%REC	1	02-Oct-2025 14:28
Surr: Dibromofluoromethane	100.0			77-123	%REC	1	02-Oct-2025 14:28
Surr: Toluene-d8	101			82-127	%REC	1	02-Oct-2025 14:28

Client: Rohm & Haas/Charlie Burch Dow
 Project: Dow Charlie Burch 2H2025
 Sample ID: TRW-CB-2_20250930_N_WG
 Collection Date: 30-Sep-2025 09:30

ANALYTICAL REPORT
 WorkOrder:HS25100044
 Lab ID:HS25100044-04
 Matrix:Water

ANALYSES	RESULT	QUAL	SDL	MQL	UNITS	DILUTION FACTOR	DATE ANALYZED
VOLATILES BY SW8260D		Method:SW8260D		Analyst: AKP			
1,2-Dichloroethane	U		0.00041	0.0020	mg/L	1	02-Oct-2025 14:50
Surr: 1,2-Dichloroethane-d4	92.5			70-126	%REC	1	02-Oct-2025 14:50
Surr: 4-Bromofluorobenzene	103			77-113	%REC	1	02-Oct-2025 14:50
Surr: Dibromofluoromethane	99.2			77-123	%REC	1	02-Oct-2025 14:50
Surr: Toluene-d8	100			82-127	%REC	1	02-Oct-2025 14:50

Client: Rohm & Haas/Charlie Burch Dow
 Project: Dow Charlie Burch 2H2025
 Sample ID: TRW-CB-1_20250930_N_WG
 Collection Date: 30-Sep-2025 09:45

ANALYTICAL REPORT
 WorkOrder:HS25100044
 Lab ID:HS25100044-05
 Matrix:Water

ANALYSES	RESULT	QUAL	SDL	MQL	UNITS	DILUTION FACTOR	DATE ANALYZED
VOLATILES BY SW8260D		Method:SW8260D		Analyst: AKP			
1,2-Dichloroethane	0.0011	J	0.00041	0.0020	mg/L	1	02-Oct-2025 15:12
Surr: 1,2-Dichloroethane-d4	92.1			70-126	%REC	1	02-Oct-2025 15:12
Surr: 4-Bromofluorobenzene	106			77-113	%REC	1	02-Oct-2025 15:12
Surr: Dibromofluoromethane	101			77-123	%REC	1	02-Oct-2025 15:12
Surr: Toluene-d8	101			82-127	%REC	1	02-Oct-2025 15:12

Client: Rohm & Haas/Charlie Burch Dow
Project: Dow Charlie Burch 2H2025
WorkOrder: HS25100044

DATES REPORT

Sample ID	Client Samp ID	Collection Date	Leachate Date	Prep Date	Analysis Date	DF
Batch ID: R523128 (0)		Test Name : VOLATILES BY SW8260D			Matrix: Water	
HS25100044-01	TB-01_20250930	30 Sep 2025 08:00			02 Oct 2025 13:23	1
HS25100044-02	TRW-CB-4_20250930_N_WG30	Sep 2025 08:55			02 Oct 2025 14:07	1
HS25100044-03	TRW-CB-3_20250930_N_WG30	Sep 2025 09:06			02 Oct 2025 14:28	1
HS25100044-04	TRW-CB-2_20250930_N_WG30	Sep 2025 09:30			02 Oct 2025 14:50	1
HS25100044-05	TRW-CB-1_20250930_N_WG30	Sep 2025 09:45			02 Oct 2025 15:12	1

WorkOrder: HS25100044
 InstrumentID: VOA7
 Test Code: 8260D_W
 Test Number: SW8260D
 Test Name: Volatiles by SW8260D

**METHOD DETECTION /
 REPORTING LIMITS**

Matrix: Aqueous **Units:** mg/L

Type	Analyte	CAS	DCS Spike	DCS	MDL	PQL
A	1,2-Dichloroethane	107-06-2	0.0010	0.00084	0.00041	0.0020
S	1,2-Dichloroethane-d4	17060-07-0	0	0	0	0
S	4-Bromofluorobenzene	460-00-4	0	0	0	0
S	Dibromofluoromethane	1868-53-7	0	0	0	0
S	Toluene-d8	2037-26-5	0	0	0	0

Client: Rohm & Haas/Charlie Burch Dow
Project: Dow Charlie Burch 2H2025
WorkOrder: HS25100044

QC BATCH REPORT

Batch ID: R523128 (0)		Instrument: VOA7		Method: LOW LEVEL VOLATILES BY SW8260C						
MBLK	Sample ID: MBLK-251002	Units: mg/L			Analysis Date: 02-Oct-2025 11:35					
Client ID:	Run ID: VOA7_523128	SeqNo: 9064043		PrepDate:			DF: 1			
Analyte	Result	MQL	SPK Val	SPK Ref Value	%REC	Control Limit	RPD Ref Value	%RPD	RPD Limit Qual	
1,2-Dichloroethane	U	0.0020								
<i>Surr: 1,2-Dichloroethane-d4</i>	<i>0.045</i>	<i>0.0010</i>	<i>0.05</i>	<i>0</i>	<i>89.7</i>	<i>70 - 123</i>				
<i>Surr: 4-Bromofluorobenzene</i>	<i>0.052</i>	<i>0.0010</i>	<i>0.05</i>	<i>0</i>	<i>105</i>	<i>77 - 113</i>				
<i>Surr: Dibromofluoromethane</i>	<i>0.050</i>	<i>0.0010</i>	<i>0.05</i>	<i>0</i>	<i>100</i>	<i>73 - 126</i>				
<i>Surr: Toluene-d8</i>	<i>0.052</i>	<i>0.0010</i>	<i>0.05</i>	<i>0</i>	<i>103</i>	<i>81 - 120</i>				
LCS	Sample ID: LCS-251002	Units: mg/L			Analysis Date: 02-Oct-2025 10:31					
Client ID:	Run ID: VOA7_523128	SeqNo: 9064041		PrepDate:			DF: 1			
Analyte	Result	MQL	SPK Val	SPK Ref Value	%REC	Control Limit	RPD Ref Value	%RPD	RPD Limit Qual	
1,2-Dichloroethane	0.018	0.0020	0.02	0	89.7	70 - 124				
<i>Surr: 1,2-Dichloroethane-d4</i>	<i>0.045</i>	<i>0.0010</i>	<i>0.05</i>	<i>0</i>	<i>90.0</i>	<i>70 - 123</i>				
<i>Surr: 4-Bromofluorobenzene</i>	<i>0.049</i>	<i>0.0010</i>	<i>0.05</i>	<i>0</i>	<i>97.5</i>	<i>77 - 113</i>				
<i>Surr: Dibromofluoromethane</i>	<i>0.049</i>	<i>0.0010</i>	<i>0.05</i>	<i>0</i>	<i>97.9</i>	<i>73 - 126</i>				
<i>Surr: Toluene-d8</i>	<i>0.051</i>	<i>0.0010</i>	<i>0.05</i>	<i>0</i>	<i>102</i>	<i>81 - 120</i>				
LCSD	Sample ID: LCSD-251002	Units: mg/L			Analysis Date: 02-Oct-2025 10:52					
Client ID:	Run ID: VOA7_523128	SeqNo: 9064042		PrepDate:			DF: 1			
Analyte	Result	MQL	SPK Val	SPK Ref Value	%REC	Control Limit	RPD Ref Value	%RPD	RPD Limit Qual	
1,2-Dichloroethane	0.018	0.0020	0.02	0	88.1	70 - 124	0.01795	1.87	20	
<i>Surr: 1,2-Dichloroethane-d4</i>	<i>0.045</i>	<i>0.0010</i>	<i>0.05</i>	<i>0</i>	<i>90.7</i>	<i>70 - 123</i>	<i>0.04500</i>	<i>0.799</i>	<i>20</i>	
<i>Surr: 4-Bromofluorobenzene</i>	<i>0.048</i>	<i>0.0010</i>	<i>0.05</i>	<i>0</i>	<i>96.8</i>	<i>77 - 113</i>	<i>0.04876</i>	<i>0.778</i>	<i>20</i>	
<i>Surr: Dibromofluoromethane</i>	<i>0.049</i>	<i>0.0010</i>	<i>0.05</i>	<i>0</i>	<i>98.1</i>	<i>73 - 126</i>	<i>0.04893</i>	<i>0.251</i>	<i>20</i>	
<i>Surr: Toluene-d8</i>	<i>0.052</i>	<i>0.0010</i>	<i>0.05</i>	<i>0</i>	<i>103</i>	<i>81 - 120</i>	<i>0.05087</i>	<i>1.3</i>	<i>20</i>	

Revision: 1

Client: Rohm & Haas/Charlie Burch Dow
Project: Dow Charlie Burch 2H2025
WorkOrder: HS25100044

QC BATCH REPORT

Batch ID: R523128 (0) **Instrument:** VOA7 **Method:** LOW LEVEL VOLATILES BY SW8260C

MS		Sample ID: HS25091416-08MS		Units: mg/L		Analysis Date: 02-Oct-2025 12:19			
Client ID:		Run ID: VOA7_523128		SeqNo: 9064054		PrepDate:		DF: 1	
Analyte	Result	MLQ	SPK Val	SPK Ref Value	%REC	Control Limit	RPD Ref Value	%RPD	RPD Limit Qual
1,2-Dichloroethane	0.019	0.0020	0.02	0.0006310	90.3	70 - 130			
<i>Surr: 1,2-Dichloroethane-d4</i>	<i>0.044</i>	<i>0</i>	<i>0.05</i>	<i>0</i>	<i>88.9</i>	<i>70 - 130</i>			
<i>Surr: 4-Bromofluorobenzene</i>	<i>0.048</i>	<i>0</i>	<i>0.05</i>	<i>0</i>	<i>95.2</i>	<i>70 - 130</i>			
<i>Surr: Dibromofluoromethane</i>	<i>0.049</i>	<i>0</i>	<i>0.05</i>	<i>0</i>	<i>97.5</i>	<i>70 - 130</i>			
<i>Surr: Toluene-d8</i>	<i>0.051</i>	<i>0</i>	<i>0.05</i>	<i>0</i>	<i>103</i>	<i>70 - 130</i>			

MSD		Sample ID: HS25091416-08MSD		Units: mg/L		Analysis Date: 02-Oct-2025 12:40			
Client ID:		Run ID: VOA7_523128		SeqNo: 9064055		PrepDate:		DF: 1	
Analyte	Result	MLQ	SPK Val	SPK Ref Value	%REC	Control Limit	RPD Ref Value	%RPD	RPD Limit Qual
1,2-Dichloroethane	0.019	0.0020	0.02	0.0006310	91.3	70 - 130	0.01868	1.13	20
<i>Surr: 1,2-Dichloroethane-d4</i>	<i>0.044</i>	<i>0</i>	<i>0.05</i>	<i>0</i>	<i>88.9</i>	<i>70 - 130</i>	<i>0.04446</i>	<i>0.0247</i>	<i>20</i>
<i>Surr: 4-Bromofluorobenzene</i>	<i>0.049</i>	<i>0</i>	<i>0.05</i>	<i>0</i>	<i>98.1</i>	<i>70 - 130</i>	<i>0.04760</i>	<i>2.98</i>	<i>20</i>
<i>Surr: Dibromofluoromethane</i>	<i>0.049</i>	<i>0</i>	<i>0.05</i>	<i>0</i>	<i>98.5</i>	<i>70 - 130</i>	<i>0.04875</i>	<i>1.06</i>	<i>20</i>
<i>Surr: Toluene-d8</i>	<i>0.052</i>	<i>0</i>	<i>0.05</i>	<i>0</i>	<i>103</i>	<i>70 - 130</i>	<i>0.05139</i>	<i>0.288</i>	<i>20</i>

The following samples were analyzed in this batch:

HS25100044-01	HS25100044-02	HS25100044-03	HS25100044-04
HS25100044-05			

Client: Rohm & Haas/Charlie Burch Dow
Project: Dow Charlie Burch 2H2025
WorkOrder: HS25100044

**QUALIFIERS,
ACRONYMS, UNITS**

Qualifier	Description
*	Value exceeds Regulatory Limit
a	Not accredited
B	Analyte detected in the associated Method Blank above the Reporting Limit
E	Value above quantitation range
H	Analyzed outside of Holding Time
J	Analyte detected below quantitation limit
M	Manually integrated, see raw data for justification
n	Not offered for accreditation
ND	Not Detected at the Reporting Limit
O	Sample amount is > 4 times amount spiked
P	Dual Column results percent difference > 40%
R	RPD above laboratory control limit
S	Spike Recovery outside laboratory control limits
U	Analyzed but not detected above the MDL/SDL

Acronym	Description
DCS	Detectability Check Study
DUP	Method Duplicate
LCS	Laboratory Control Sample
LCSD	Laboratory Control Sample Duplicate
MBLK	Method Blank
MDL	Method Detection Limit
MQL	Method Quantitation Limit
MS	Matrix Spike
MSD	Matrix Spike Duplicate
PDS	Post Digestion Spike
PQL	Practical Quantitation Limit
SD	Serial Dilution
SDL	Sample Detection Limit
TRRP	Texas Risk Reduction Program

Unit Reported	Description
mg/L	Milligrams per Liter

CERTIFICATIONS,ACCREDITATIONS & LICENSES

Agency	Number	Expire Date
Arizona	AZ0793	27-May-2026
Arkansas	88-00356_2024	17-Mar-2026
California	2919 - 2025	30-Apr-2026
Dept of Defense	L24-239	30-Apr-2026
Dept of Defense	L24-240	30-Apr-2026
Florida	E87611-2025	30-Jun-2026
Illinois	200032 - 2025	31-Jul-2026
Kansas	KS-C25-00168	31-Jul-2026
Kentucky	123043-2025	30-Apr-2026
Louisiana	03087-2025	30-Jun-2026
Maine	2024017	23-Jun-2026
Michigan	9971-2025	30-Apr-2026
Minnesota	2856348	31-Dec-2025
Missouri	136	30-Sep-2026
Nebraska	NE-OS-25-13 - 2025	30-Apr-2026
Nevada	NV-C25-00124 - 2025	31-Jul-2026
New Hampshire	209425	24-Apr-2026
New Jersey	TX008-2025	30-Jun-2026
New York	11707 - 2025	01-Apr-2026
North Carolina	624 - 2024	31-Dec-2025
Oregon	TX200002-013	15-May-2026
Pennsylvania	019	01-Jul-2026
Tennessee	TN	30-Apr-2026
Texas	TX-C25-00104	30-Apr-2026

Sample Receipt Checklist

Work Order ID: HS25100044

Date/Time Received: 30-Sep-2025 16:30

Client Name: Rohm & Haas-Dow Spring

Received by: Donald Gilmore

Completed By: <u>/S/ Belinda Gomez</u>	01-Oct-2025 12:52	Reviewed by: <u>/S/ Beverly Mustafa</u>	01-Oct-2025 14:58
eSignature	Date/Time	eSignature	Date/Time

Matrices: **W**

Carrier name: **ALS Courier**

- Shipping container/cooler in good condition? Yes No Not Present
- Custody seals intact on shipping container/cooler? Yes No Not Present
- Custody seals intact on sample bottles? Yes No Not Present
- VOA/TX1005/TX1006 Solids in hermetically sealed vials? Yes No Not Present
- Chain of custody present? Yes No 1 Page(s)
- Chain of custody signed when relinquished and received? Yes No COC IDs:349634
- Samplers name present on COC? Yes No
- Chain of custody agrees with sample labels? Yes No
- Samples in proper container/bottle? Yes No
- Sample containers intact? Yes No
- Sufficient sample volume for indicated test? Yes No
- All samples received within holding time? Yes No
- Container/Temp Blank temperature in compliance? Yes No

Temperature(s)/Thermometer(s):	1.1UC/1.1C	IR34
Cooler(s)/Kit(s):	52665	
Date/Time sample(s) sent to storage:	10/1/25 1250	

- Water - VOA vials have zero headspace? Yes No No VOA vials submitted
- Water - pH acceptable upon receipt? Yes No N/A
- pH adjusted? Yes No N/A

pH adjusted by:

Login Notes:

Client Contacted: Date Contacted: Person Contacted:

Contacted By: Regarding:

Comments:

Corrective Action:




Everett, WA
+1 425 356 2600

Holland, MI
+1 616 399 6070

Page 1 of 1

COC ID: 349634

Rohm & Haas/Charlie Burch Dow
Dow Charlie Burch 2H2025



ALS Project Manager:

Customer Information		Project Information		
Purchase Order	Script	Project Name	Dow Charlie Burch 2H2025	A 8260_LL_W(1,2-DCA 8260)
Work Order		Project Number	13-Acre Tract GW	B
Company Name	Union Carbide/Dow Texas City	Bill To Company	The Dow Chemical Company	C Site Contact* dbelote@dow.com Company Code 4050
Send Report To	John Ynfante	Invoice Attn	Accounts Payable	D Plant Code A400 Internal Order Number 400321
Address	3901 5th Ave S, L	Address	2211 H.H. DOW WAY	E GL Account 640000
	25520 Richards, Road			F Material Group 77121700
City/State/Zip	Texas City, TX 77590 SPRING TX 77386	City/State/Zip	Midland MI 48674	G
Phone	(409)-945-56	Phone		H
Fax		Fax		I
e-Mail Address	John.Ynfante@jacobs.com	e-Mail Address	FUSELAP@dow.com	J

No.	Sample Description	Date	Time	Matrix	Pres.	# Bottles	A	B	C	D	E	F	G	H	I	J	Hold
1	TB-01-20250930	9/30/25	0800	W	HCl	3	X										
2	TRW-CB-4-20250930-N-WG	9/30/25	0855	W	HCl	3	X										
3	TRW-CB-3-20250930-N-WG	9/30/25	0906	W	HCl	3	X										
4	TRW-CB-2-20250930-N-WG	9/30/25	0930	W	HCl	3	X										
5	TRW-CB-1-20250930-N-WG	9/30/25	0945	W	HCl	3	X										
6																	
7																	
8																	
9																	
10																	

Sampler(s) Please Print & Sign Jessica Linko		Shipment Method Carrier		Required Turnaround Time: (Check Box) <input type="checkbox"/> Other <input checked="" type="checkbox"/> STD 10 Wk Days <input type="checkbox"/> 5 Wk Days <input type="checkbox"/> 2 Wk Days <input type="checkbox"/> 24 Hour				Results Due Date:			
Relinquished by: Jessica Linko	Date: 9/30/25	Time: 1500	Received by: 	Notes: Dow Charlie Burch							
Relinquished by: D-2	Date: 9-30-25	Time: 1630	Received by (Laboratory): 	Cooler ID: 52665	Cooler Temp. UC 1.10	QC Package: (Check One Box Below)					
Logged by (Laboratory):	Date:	Time:	Checked by (Laboratory): 			<input type="checkbox"/> Level II Std Q/C	<input checked="" type="checkbox"/> TRRP Checklist				
Preservative Key: 1-HCl 2-HNO ₃ 3-H ₂ SO ₄ 4-NaOH 5-Na ₂ S ₂ O ₃ 6-NaHSO ₄ 7-Other 8-4°C 9-5035						<input type="checkbox"/> Level III Std Q/C/Faw Date	<input type="checkbox"/> TRRP Level IV				
						<input type="checkbox"/> Level IV SW846/CLP					
						<input type="checkbox"/> Other					

Note: 1. Any changes must be made in writing once samples and COC Form have been submitted to ALS Environmental.
 2. Unless otherwise agreed in a formal contract, services provided by ALS Environmental are expressly limited to the terms and conditions stated on the reverse.
 3. The Chain of Custody is a legal document. All information must be completed accurately.

Copyright 2011 by ALS Environmental.



right solutions.
right partner.

10450 Stancliff Rd. Suite 210
Houston, TX 77099
T: +1 281 530 5656
F: +1 281 530 5887

October 10, 2025

John Ynfante
Rohm & Haas/Charlie Burch Dow
25520 Richards Road
Spring, TX 77386

Work Order: **HS25100046**

Laboratory Results for: **Dow Charlie Burch 2H2025**

Dear John Ynfante,

ALS Environmental received 5 sample(s) on Sep 30, 2025 for the analysis presented in the following report.

This is a REVISED REPORT. Please see the Case Narrative for discussion concerning this revision.

Regards,

Generated By: DAYNA.FISHER
Sebastian Lugo
Project Manager

Client: Rohm & Haas/Charlie Burch Dow
Project: Dow Charlie Burch 2H2025
WorkOrder: HS25100046

**TRRP Laboratory Data
Package Cover Page**

This data package consists of all or some of the following as applicable:

This signature page, the laboratory review checklist, and the following reportable data:

- R1 Field chain-of-custody documentation;
- R2 Sample identification cross-reference;
- R3 Test reports (analytical data sheets) for each environmental sample that includes:
 - a) Items consistent with NELAC Chapter 5,
 - b) dilution factors,
 - c) preparation methods,
 - d) cleanup methods, and
 - e) if required for the project, tentatively identified compounds (TICs).
- R4 Surrogate recovery data including:
 - a) Calculated recovery (%R), and
 - b) The laboratory's surrogate QC limits.
- R5 Test reports/summary forms for blank samples;
- R6 Test reports/summary forms for laboratory control samples (LCSs) including:
 - a) LCS spiking amounts,
 - b) Calculated %R for each analyte, and
 - c) The laboratory's LCS QC limits.
- R7 Test reports for project matrix spike/matrix spike duplicates (MS/MSDs) including:
 - a) Samples associated with the MS/MSD clearly identified,
 - b) MS/MSD spiking amounts,
 - c) Concentration of each MS/MSD analyte measured in the parent and spiked samples,
 - d) Calculated %Rs and relative percent differences (RPDs), and
 - e) The laboratory's MS/MSD QC limits.
- R8 Laboratory analytical duplicate (if applicable) recovery and precision:
 - a) the amount of analyte measured in the duplicate,
 - b) the calculated RPD, and
 - c) the laboratory's QC limits for analytical duplicates.
- R9 List of method quantitation limits (MQLs) and detectability check sample results for each analyte for each method and matrix.
- R10 Other problems or anomalies.
The Exception Report for each "No" or "Not Reviewed (NR)" item in Laboratory Review Checklist and for each analyte, matrix, and method for which the laboratory does not hold NELAC accreditation under the Texas Laboratory Accreditation Program.

Client: Rohm & Haas/Charlie Burch Dow
Project: Dow Charlie Burch 2H2025
WorkOrder: HS25100046

**TRRP Laboratory Data
Package Cover Page**

Release Statement: I am responsible for the release of this laboratory data package. This laboratory is NELAC accredited under the Texas Laboratory Accreditation Program for all the methods, analytes and matrices reported in this data package except as noted in the Exception Reports. The data have been reviewed and are technically compliant with the requirements of the methods used, except where noted by the laboratory in the attached exception reports. By my signature below, I affirm to the best of my knowledge, all problems/anomalies, observed by the laboratory have been identified by the laboratory in the Laboratory Review Checklist, and no information affecting the quality of the data has been knowingly withheld.

Check, if applicable: [NA] This laboratory meets an exception under 30 TAC §25.6 and was last inspected by TCEQ or _____ on (enter date of last inspection). Any findings affecting the data in this laboratory data package are noted in the Exception Reports herein. The official signing the cover page of the report in which these data are used is responsible for releasing this data package and is by signature affirming the above release statement is true.



Sebastian Lugo
Project Manager

Laboratory Review Checklist: Reportable Data							
Laboratory Name: ALS Laboratory Group				LRC Date: 10/10/2025			
Project Name: Dow Charlie Burch 2H2025				Laboratory Job Number: HS25100046			
Reviewer Name: Sebastian Lugo				Prep Batch Number(s): R523128			
# ¹	A ²	Description	Yes	No	NA ³	NR ⁴	ER# ⁵
R1	OI	Chain-of-custody (C-O-C)					
		Did samples meet the laboratory's standard conditions of sample acceptability upon receipt?	X				
		Were all departures from standard conditions described in an exception report?	X				
R2	OI	Sample and quality control (QC) identification					
		Are all field sample ID numbers cross-referenced to the laboratory ID numbers?	X				
		Are all laboratory ID numbers cross-referenced to the corresponding QC data?	X				
R3	OI	Test reports					
		Were all samples prepared and analyzed within holding times?	X				
		Other than those results < MQL, were all other raw values bracketed by calibration standards?	X				
		Were calculations checked by a peer or supervisor?	X				
		Were all analyte identifications checked by a peer or supervisor?	X				
		Were sample detection limits reported for all analytes not detected?	X				
		Were all results for soil and sediment samples reported on a dry weight basis?			X		
		Were % moisture (or solids) reported for all soil and sediment samples?			X		
		Were bulk soils/solids samples for volatile analysis extracted with methanol per SW-846 Method 5035?			X		
		If required for the project, TICs reported?			X		
R4	O	Surrogate recovery data					
		Were surrogates added prior to extraction?	X				
		Were surrogate percent recoveries in all samples within the laboratory QC limits?	X				
R5	OI	Test reports/summary forms for blank samples					
		Were appropriate type(s) of blanks analyzed?	X				
		Were blanks analyzed at the appropriate frequency?	X				
		Were method blanks taken through the entire analytical process, including preparation and, if applicable, cleanup procedures?	X				
		Were blank concentrations < MQL?	X				
R6	OI	Laboratory control samples (LCS):					
		Were all COCs included in the LCS?	X				
		Was each LCS taken through the entire analytical procedure, including prep and cleanup steps?	X				
		Were LCSs analyzed at the required frequency?	X				
		Were LCS (and LCSD, if applicable) %Rs within the laboratory QC limits?	X				
		Does the detectability data document the laboratory's capability to detect the COCs at the MDL used to calculate the SDLs?	X				
		Was the LCSD RPD within QC limits?	X				
R7	OI	Matrix spike (MS) and matrix spike duplicate (MSD) data					
		Were the project/method specified analytes included in the MS and MSD?	X				
		Were MS/MSD analyzed at the appropriate frequency?	X				
		Were MS (and MSD, if applicable) %Rs within the laboratory QC limits?	X				
		Were MS/MSD RPDs within laboratory QC limits?	X				
R8	OI	Analytical duplicate data					
		Were appropriate analytical duplicates analyzed for each matrix?			X		
		Were analytical duplicates analyzed at the appropriate frequency?			X		
		Were RPDs or relative standard deviations within the laboratory QC limits?			X		
R9	OI	Method quantitation limits (MQLs):					
		Are the MQLs for each method analyte included in the laboratory data package?	X				
		Do the MQLs correspond to the concentration of the lowest non-zero calibration standard?	X				
		Are unadjusted MQLs and DCSs included in the laboratory data package?	X				
R10	OI	Other problems/anomalies					
		Are all known problems/anomalies/special conditions noted in this LRC and ER?	X				1
		Were all necessary corrective actions performed for the reported data?	X				
		Was applicable and available technology used to lower the SDL and minimize the matrix interference effects on the sample results?	X				
		Is the laboratory NELAC-accredited under the Texas Laboratory Program for the analytes, matrices and methods associated with this laboratory data package?	X				

Laboratory Review Checklist: Supporting Data							
Laboratory Name: ALS Laboratory Group				LRC Date: 10/10/2025			
Project Name: Dow Charlie Burch 2H2025				Laboratory Job Number: HS25100046			
Reviewer Name: Sebastian Lugo				Prep Batch Number(s): R523128			
# ¹	A ²	Description	Yes	No	NA ³	NR ⁴	ER# ⁵
S1	OI	Initial calibration (ICAL)					
		Were response factors and/or relative response factors for each analyte within QC limits?	X				
		Were percent RSDs or correlation coefficient criteria met?	X				
		Was the number of standards recommended in the method used for all analytes?	X				
		Were all points generated between the lowest and highest standard used to calculate the curve?	X				
		Are ICAL data available for all instruments used?	X				
		Has the initial calibration curve been verified using an appropriate second source standard?	X				
S2	OI	Initial and continuing calibration verification (ICCV and CCV) and continuing calibration blank (CCB)					
		Was the CCV analyzed at the method-required frequency?	X				
		Were percent differences for each analyte within the method-required QC limits?	X				
		Was the ICAL curve verified for each analyte?	X				
		Was the absolute value of the analyte concentration in the inorganic CCB < MDL?			X		
S3	O	Mass spectral tuning:					
		Was the appropriate compound for the method used for tuning?	X				
		Were ion abundance data within the method-required QC limits?	X				
S4	O	Internal standards (IS):					
		Were IS area counts and retention times within the method-required QC limits?	X				
S5	OI	Raw data (NELAC section 1 appendix A glossary, and section 5.12 or ISO/IEC 17025 section					
		Were the raw data (for example, chromatograms, spectral data) reviewed by an analyst?	X				
		Were data associated with manual integrations flagged on the raw data?	X				
S6	O	Dual column confirmation					
		Did dual column confirmation results meet the method-required QC?			X		
S7	O	Tentatively identified compounds (TICs):					
		If TICs were requested, were the mass spectra and TIC data subject to appropriate checks?			X		
S8	I	Interference Check Sample (ICS) results:					
		Were percent recoveries within method QC limits?			X		
S9	I	Serial dilutions, post digestion spikes, and method of standard additions					
		Were percent differences, recoveries, and the linearity within the QC limits specified in the method?			X		
S10	OI	Method detection limit (MDL) studies					
		Was a MDL study performed for each reported analyte?	X				
		Is the MDL either adjusted or supported by the analysis of DCSs?	X				
S11	OI	Proficiency test reports:					
		Was the laboratory's performance acceptable on the applicable proficiency tests or evaluation studies?	X				
S12	OI	Standards documentation					
		Are all standards used in the analyses NIST-traceable or obtained from other appropriate sources?	X				
S13	OI	Compound/analyte identification procedures					
		Are the procedures for compound/analyte identification documented?	X				
S14	OI	Demonstration of analyst competency (DOC)					
		Was DOC conducted consistent with NELAC Chapter 5C or ISO/IEC 4?	X				
		Is documentation of the analyst's competency up-to-date and on file?	X				
S15	OI	Verification/validation documentation for methods (NELAC Chap 5 or ISO/IEC 17025 Section 5)					
		Are all the methods used to generate the data documented, verified, and validated, where applicable?	X				
S16	OI	Laboratory standard operating procedures (SOPs):					
		Are laboratory SOPs current and on file for each method performed?	X				

Items identified by the letter "R" must be included in the laboratory data package submitted in the TRRP-required report(s). Items identified by the letter "S" should be retained and made available upon request for the appropriate retention period.

O = Organic Analyses; I = Inorganic Analyses (and general chemistry, when applicable);

NA = Not Applicable;

NR = Not Reviewed;

R# = Exception Report identification number (an Exception Report should be completed for an item if "NR" or "No" is checked).

Laboratory Review Checklist: Exception Reports

Laboratory Name: ALS Laboratory Group	LRC Date: 10/10/2025
Project Name: Dow Charlie Burch 2H2025	Laboratory Job Number: HS25100046
Reviewer Name: Sebastian Lugo	Prep Batch Number(s): R523128

ER# ⁵	Description
1	Revised October 10, 2025, to update the reporting units from ug/L to mg/L.

Items identified by the letter "R" must be included in the laboratory data package submitted in the TRRP-required report(s). Items identified by the letter "S" should be retained and made available upon request for the appropriate retention period.
O = Organic Analyses; I = Inorganic Analyses (and general chemistry, when applicable);
NA = Not Applicable;
NR = Not Reviewed;
R# = Exception Report identification number (an Exception Report should be completed for an item if "NR" or "No" is checked).

Client: Rohm & Haas/Charlie Burch Dow
Project: Dow Charlie Burch 2H2025
Work Order: HS25100046

SAMPLE SUMMARY

Lab Samp ID	Client Sample ID	Matrix	TagNo	Collection Date	Date Received	Hold
HS25100046-01	TB-02_20250930	Water		30-Sep-2025 10:15	30-Sep-2025 16:30	<input type="checkbox"/>
HS25100046-02	MW-CB-12AS_20250930_N_WG	Water		30-Sep-2025 10:30	30-Sep-2025 16:30	<input type="checkbox"/>
HS25100046-03	MW-CB-12AD_20250930_N_WG	Water		30-Sep-2025 10:50	30-Sep-2025 16:30	<input type="checkbox"/>
HS25100046-04	MW-CB-8AD_20250930_N_WG	Water		30-Sep-2025 11:15	30-Sep-2025 16:30	<input type="checkbox"/>
HS25100046-05	MW-CB-16AS_20250930_N_WG	Water		30-Sep-2025 11:30	30-Sep-2025 16:30	<input type="checkbox"/>

Client: Rohm & Haas/Charlie Burch Dow
Project: Dow Charlie Burch 2H2025
Work Order: HS25100046

CASE NARRATIVE

Work Order Comments

- Revised October 10, 2025, to update the reporting units from ug/L to mg/L.
-

Client: Rohm & Haas/Charlie Burch Dow
Project: Dow Charlie Burch 2H2025
Sample ID: TB-02_20250930
Collection Date: 30-Sep-2025 10:15

ANALYTICAL REPORT
WorkOrder:HS25100046
Lab ID:HS25100046-01
Matrix:Water

ANALYSES	RESULT	QUAL	SDL	MQL	UNITS	DILUTION FACTOR	DATE ANALYZED
VOLATILES BY SW8260D		Method:SW8260D		Analyst: AKP			
1,2-Dichloroethane	U		0.00041	0.0020	mg/L	1	02-Oct-2025 13:45
Surr: 1,2-Dichloroethane-d4	93.6			70-126	%REC	1	02-Oct-2025 13:45
Surr: 4-Bromofluorobenzene	97.2			77-113	%REC	1	02-Oct-2025 13:45
Surr: Dibromofluoromethane	99.0			77-123	%REC	1	02-Oct-2025 13:45
Surr: Toluene-d8	101			82-127	%REC	1	02-Oct-2025 13:45

Client: Rohm & Haas/Charlie Burch Dow
 Project: Dow Charlie Burch 2H2025
 Sample ID: MW-CB-12AS_20250930_N_WG
 Collection Date: 30-Sep-2025 10:30

ANALYTICAL REPORT
 WorkOrder:HS25100046
 Lab ID:HS25100046-02
 Matrix:Water

ANALYSES	RESULT	QUAL	SDL	MQL	UNITS	DILUTION FACTOR	DATE ANALYZED
VOLATILES BY SW8260D		Method:SW8260D		Analyst: AKP			
1,2-Dichloroethane	0.00047	J	0.00041	0.0020	mg/L	1	02-Oct-2025 15:33
Surr: 1,2-Dichloroethane-d4	91.3			70-126	%REC	1	02-Oct-2025 15:33
Surr: 4-Bromofluorobenzene	104			77-113	%REC	1	02-Oct-2025 15:33
Surr: Dibromofluoromethane	101			77-123	%REC	1	02-Oct-2025 15:33
Surr: Toluene-d8	101			82-127	%REC	1	02-Oct-2025 15:33

Client: Rohm & Haas/Charlie Burch Dow
 Project: Dow Charlie Burch 2H2025
 Sample ID: MW-CB-12AD_20250930_N_WG
 Collection Date: 30-Sep-2025 10:50

ANALYTICAL REPORT
 WorkOrder:HS25100046
 Lab ID:HS25100046-03
 Matrix:Water

ANALYSES	RESULT	QUAL	SDL	MQL	UNITS	DILUTION FACTOR	DATE ANALYZED
VOLATILES BY SW8260D		Method:SW8260D		Analyst: AKP			
1,2-Dichloroethane	0.011		0.00041	0.0020	mg/L	1	02-Oct-2025 15:55
Surr: 1,2-Dichloroethane-d4	93.5			70-126	%REC	1	02-Oct-2025 15:55
Surr: 4-Bromofluorobenzene	103			77-113	%REC	1	02-Oct-2025 15:55
Surr: Dibromofluoromethane	101			77-123	%REC	1	02-Oct-2025 15:55
Surr: Toluene-d8	102			82-127	%REC	1	02-Oct-2025 15:55

Client: Rohm & Haas/Charlie Burch Dow
 Project: Dow Charlie Burch 2H2025
 Sample ID: MW-CB-8AD_20250930_N_WG
 Collection Date: 30-Sep-2025 11:15

ANALYTICAL REPORT

WorkOrder:HS25100046
 Lab ID:HS25100046-04
 Matrix:Water

ANALYSES	RESULT	QUAL	SDL	MQL	UNITS	DILUTION FACTOR	DATE ANALYZED
VOLATILES BY SW8260D		Method:SW8260D		Analyst: AKP			
1,2-Dichloroethane	0.0018	J	0.00041	0.0020	mg/L	1	02-Oct-2025 16:16
Surr: 1,2-Dichloroethane-d4	91.9			70-126	%REC	1	02-Oct-2025 16:16
Surr: 4-Bromofluorobenzene	102			77-113	%REC	1	02-Oct-2025 16:16
Surr: Dibromofluoromethane	102			77-123	%REC	1	02-Oct-2025 16:16
Surr: Toluene-d8	101			82-127	%REC	1	02-Oct-2025 16:16

Client: Rohm & Haas/Charlie Burch Dow
 Project: Dow Charlie Burch 2H2025
 Sample ID: MW-CB-16AS_20250930_N_WG
 Collection Date: 30-Sep-2025 11:30

ANALYTICAL REPORT
 WorkOrder:HS25100046
 Lab ID:HS25100046-05
 Matrix:Water

ANALYSES	RESULT	QUAL	SDL	MQL	UNITS	DILUTION FACTOR	DATE ANALYZED
VOLATILES BY SW8260D		Method:SW8260D		Analyst: AKP			
1,2-Dichloroethane	0.00045	J	0.00041	0.0020	mg/L	1	02-Oct-2025 16:38
Surr: 1,2-Dichloroethane-d4	91.6			70-126	%REC	1	02-Oct-2025 16:38
Surr: 4-Bromofluorobenzene	103			77-113	%REC	1	02-Oct-2025 16:38
Surr: Dibromofluoromethane	101			77-123	%REC	1	02-Oct-2025 16:38
Surr: Toluene-d8	100			82-127	%REC	1	02-Oct-2025 16:38

Client: Rohm & Haas/Charlie Burch Dow
Project: Dow Charlie Burch 2H2025
WorkOrder: HS25100046

DATES REPORT

Sample ID	Client Samp ID	Collection Date	Leachate Date	Prep Date	Analysis Date	DF
Batch ID: R523128 (0)		Test Name : VOLATILES BY SW8260D			Matrix: Water	
HS25100046-01	TB-02_20250930	30 Sep 2025 10:15			02 Oct 2025 13:45	1
HS25100046-02	MW-CB-12AS_20250930_N_WG	30 Sep 2025 10:30			02 Oct 2025 15:33	1
HS25100046-03	MW-CB-12AD_20250930_N_WG	30 Sep 2025 10:50			02 Oct 2025 15:55	1
HS25100046-04	MW-CB-8AD_20250930_N_WG	30 Sep 2025 11:15			02 Oct 2025 16:16	1
HS25100046-05	MW-CB-16AS_20250930_N_WG	30 Sep 2025 11:30			02 Oct 2025 16:38	1

WorkOrder: HS25100046
 InstrumentID: VOA7
 Test Code: 8260D_W
 Test Number: SW8260D
 Test Name: Volatiles by SW8260D

**METHOD DETECTION /
 REPORTING LIMITS**

Matrix: Aqueous **Units:** mg/L

Type	Analyte	CAS	DCS Spike	DCS	MDL	PQL
A	1,2-Dichloroethane	107-06-2	0.0010	0.00084	0.00041	0.0020
S	1,2-Dichloroethane-d4	17060-07-0	0	0	0	0
S	4-Bromofluorobenzene	460-00-4	0	0	0	0
S	Dibromofluoromethane	1868-53-7	0	0	0	0
S	Toluene-d8	2037-26-5	0	0	0	0

Client: Rohm & Haas/Charlie Burch Dow
Project: Dow Charlie Burch 2H2025
WorkOrder: HS25100046

QC BATCH REPORT

Batch ID: R523128 (0) **Instrument:** VOA7 **Method:** LOW LEVEL VOLATILES BY SW8260C

MBLK		Sample ID: MBLK-251002		Units: mg/L		Analysis Date: 02-Oct-2025 11:35			
Client ID:		Run ID: VOA7_523128		SeqNo: 9064043		PrepDate:		DF: 1	
Analyte	Result	MQL	SPK Val	SPK Ref Value	%REC	Control Limit	RPD Ref Value	%RPD	RPD Limit Qual
1,2-Dichloroethane	U	0.0020							
<i>Surr: 1,2-Dichloroethane-d4</i>	<i>0.045</i>	<i>0.0010</i>	<i>0.05</i>	<i>0</i>	<i>89.7</i>	<i>70 - 123</i>			
<i>Surr: 4-Bromofluorobenzene</i>	<i>0.052</i>	<i>0.0010</i>	<i>0.05</i>	<i>0</i>	<i>105</i>	<i>77 - 113</i>			
<i>Surr: Dibromofluoromethane</i>	<i>0.050</i>	<i>0.0010</i>	<i>0.05</i>	<i>0</i>	<i>100</i>	<i>73 - 126</i>			
<i>Surr: Toluene-d8</i>	<i>0.052</i>	<i>0.0010</i>	<i>0.05</i>	<i>0</i>	<i>103</i>	<i>81 - 120</i>			

LCS		Sample ID: LCS-251002		Units: mg/L		Analysis Date: 02-Oct-2025 10:31			
Client ID:		Run ID: VOA7_523128		SeqNo: 9064041		PrepDate:		DF: 1	
Analyte	Result	MQL	SPK Val	SPK Ref Value	%REC	Control Limit	RPD Ref Value	%RPD	RPD Limit Qual
1,2-Dichloroethane	0.018	0.0020	0.02	0	89.7	70 - 124			
<i>Surr: 1,2-Dichloroethane-d4</i>	<i>0.045</i>	<i>0.0010</i>	<i>0.05</i>	<i>0</i>	<i>90.0</i>	<i>70 - 123</i>			
<i>Surr: 4-Bromofluorobenzene</i>	<i>0.049</i>	<i>0.0010</i>	<i>0.05</i>	<i>0</i>	<i>97.5</i>	<i>77 - 113</i>			
<i>Surr: Dibromofluoromethane</i>	<i>0.049</i>	<i>0.0010</i>	<i>0.05</i>	<i>0</i>	<i>97.9</i>	<i>73 - 126</i>			
<i>Surr: Toluene-d8</i>	<i>0.051</i>	<i>0.0010</i>	<i>0.05</i>	<i>0</i>	<i>102</i>	<i>81 - 120</i>			

LCSD		Sample ID: LCSD-251002		Units: mg/L		Analysis Date: 02-Oct-2025 10:52			
Client ID:		Run ID: VOA7_523128		SeqNo: 9064042		PrepDate:		DF: 1	
Analyte	Result	MQL	SPK Val	SPK Ref Value	%REC	Control Limit	RPD Ref Value	%RPD	RPD Limit Qual
1,2-Dichloroethane	0.018	0.0020	0.02	0	88.1	70 - 124	0.01795	1.87	20
<i>Surr: 1,2-Dichloroethane-d4</i>	<i>0.045</i>	<i>0.0010</i>	<i>0.05</i>	<i>0</i>	<i>90.7</i>	<i>70 - 123</i>	<i>0.04500</i>	<i>0.799</i>	<i>20</i>
<i>Surr: 4-Bromofluorobenzene</i>	<i>0.048</i>	<i>0.0010</i>	<i>0.05</i>	<i>0</i>	<i>96.8</i>	<i>77 - 113</i>	<i>0.04876</i>	<i>0.778</i>	<i>20</i>
<i>Surr: Dibromofluoromethane</i>	<i>0.049</i>	<i>0.0010</i>	<i>0.05</i>	<i>0</i>	<i>98.1</i>	<i>73 - 126</i>	<i>0.04893</i>	<i>0.251</i>	<i>20</i>
<i>Surr: Toluene-d8</i>	<i>0.052</i>	<i>0.0010</i>	<i>0.05</i>	<i>0</i>	<i>103</i>	<i>81 - 120</i>	<i>0.05087</i>	<i>1.3</i>	<i>20</i>

Revision: 1

Client: Rohm & Haas/Charlie Burch Dow
Project: Dow Charlie Burch 2H2025
WorkOrder: HS25100046

QC BATCH REPORT

Batch ID: R523128 (0) **Instrument:** VOA7 **Method:** LOW LEVEL VOLATILES BY SW8260C

MS		Sample ID: HS25091416-08MS		Units: mg/L		Analysis Date: 02-Oct-2025 12:19			
Client ID:		Run ID: VOA7_523128		SeqNo: 9064054		PrepDate:		DF: 1	
Analyte	Result	MLQ	SPK Val	SPK Ref Value	%REC	Control Limit	RPD Ref Value	%RPD	RPD Limit Qual
1,2-Dichloroethane	0.019	0.0020	0.02	0.0006310	90.3	70 - 130			
<i>Surr: 1,2-Dichloroethane-d4</i>	<i>0.044</i>	<i>0</i>	<i>0.05</i>	<i>0</i>	<i>88.9</i>	<i>70 - 130</i>			
<i>Surr: 4-Bromofluorobenzene</i>	<i>0.048</i>	<i>0</i>	<i>0.05</i>	<i>0</i>	<i>95.2</i>	<i>70 - 130</i>			
<i>Surr: Dibromofluoromethane</i>	<i>0.049</i>	<i>0</i>	<i>0.05</i>	<i>0</i>	<i>97.5</i>	<i>70 - 130</i>			
<i>Surr: Toluene-d8</i>	<i>0.051</i>	<i>0</i>	<i>0.05</i>	<i>0</i>	<i>103</i>	<i>70 - 130</i>			

MSD		Sample ID: HS25091416-08MSD		Units: mg/L		Analysis Date: 02-Oct-2025 12:40			
Client ID:		Run ID: VOA7_523128		SeqNo: 9064055		PrepDate:		DF: 1	
Analyte	Result	MLQ	SPK Val	SPK Ref Value	%REC	Control Limit	RPD Ref Value	%RPD	RPD Limit Qual
1,2-Dichloroethane	0.019	0.0020	0.02	0.0006310	91.3	70 - 130	0.01868	1.13	20
<i>Surr: 1,2-Dichloroethane-d4</i>	<i>0.044</i>	<i>0</i>	<i>0.05</i>	<i>0</i>	<i>88.9</i>	<i>70 - 130</i>	<i>0.04446</i>	<i>0.0247</i>	<i>20</i>
<i>Surr: 4-Bromofluorobenzene</i>	<i>0.049</i>	<i>0</i>	<i>0.05</i>	<i>0</i>	<i>98.1</i>	<i>70 - 130</i>	<i>0.04760</i>	<i>2.98</i>	<i>20</i>
<i>Surr: Dibromofluoromethane</i>	<i>0.049</i>	<i>0</i>	<i>0.05</i>	<i>0</i>	<i>98.5</i>	<i>70 - 130</i>	<i>0.04875</i>	<i>1.06</i>	<i>20</i>
<i>Surr: Toluene-d8</i>	<i>0.052</i>	<i>0</i>	<i>0.05</i>	<i>0</i>	<i>103</i>	<i>70 - 130</i>	<i>0.05139</i>	<i>0.288</i>	<i>20</i>

The following samples were analyzed in this batch: HS25100046-01 HS25100046-02 HS25100046-03 HS25100046-04
 HS25100046-05

Client: Rohm & Haas/Charlie Burch Dow
Project: Dow Charlie Burch 2H2025
WorkOrder: HS25100046

**QUALIFIERS,
ACRONYMS, UNITS**

Qualifier	Description
*	Value exceeds Regulatory Limit
a	Not accredited
B	Analyte detected in the associated Method Blank above the Reporting Limit
E	Value above quantitation range
H	Analyzed outside of Holding Time
J	Analyte detected below quantitation limit
M	Manually integrated, see raw data for justification
n	Not offered for accreditation
ND	Not Detected at the Reporting Limit
O	Sample amount is > 4 times amount spiked
P	Dual Column results percent difference > 40%
R	RPD above laboratory control limit
S	Spike Recovery outside laboratory control limits
U	Analyzed but not detected above the MDL/SDL

Acronym	Description
DCS	Detectability Check Study
DUP	Method Duplicate
LCS	Laboratory Control Sample
LCSD	Laboratory Control Sample Duplicate
MBLK	Method Blank
MDL	Method Detection Limit
MQL	Method Quantitation Limit
MS	Matrix Spike
MSD	Matrix Spike Duplicate
PDS	Post Digestion Spike
PQL	Practical Quantitation Limit
SD	Serial Dilution
SDL	Sample Detection Limit
TRRP	Texas Risk Reduction Program

Unit Reported	Description
mg/L	Milligrams per Liter

CERTIFICATIONS,ACCREDITATIONS & LICENSES

Agency	Number	Expire Date
Arizona	AZ0793	27-May-2026
Arkansas	88-00356_2024	17-Mar-2026
California	2919 - 2025	30-Apr-2026
Dept of Defense	L24-239	30-Apr-2026
Dept of Defense	L24-240	30-Apr-2026
Florida	E87611-2025	30-Jun-2026
Illinois	200032 - 2025	31-Jul-2026
Kansas	KS-C25-00168	31-Jul-2026
Kentucky	123043-2025	30-Apr-2026
Louisiana	03087-2025	30-Jun-2026
Maine	2024017	23-Jun-2026
Michigan	9971-2025	30-Apr-2026
Minnesota	2856348	31-Dec-2025
Missouri	136	30-Sep-2026
Nebraska	NE-OS-25-13 - 2025	30-Apr-2026
Nevada	NV-C25-00124 - 2025	31-Jul-2026
New Hampshire	209425	24-Apr-2026
New Jersey	TX008-2025	30-Jun-2026
New York	11707 - 2025	01-Apr-2026
North Carolina	624 - 2024	31-Dec-2025
Oregon	TX200002-013	15-May-2026
Pennsylvania	019	01-Jul-2026
Tennessee	TN	30-Apr-2026
Texas	TX-C25-00104	30-Apr-2026

Sample Receipt Checklist

Work Order ID: HS25100046

Date/Time Received: 30-Sep-2025 16:30

Client Name: Rohm & Haas-Dow Spring

Received by: Donald Gilmore

Completed By: <u>/S/ Belinda Gomez</u>	01-Oct-2025 13:09	Reviewed by: <u>/S/ Beverly Mustafa</u>	01-Oct-2025 15:00
eSignature	Date/Time	eSignature	Date/Time

Matrices: w

Carrier name: ALS Courier

- Shipping container/cooler in good condition? Yes No Not Present
- Custody seals intact on shipping container/cooler? Yes No Not Present
- Custody seals intact on sample bottles? Yes No Not Present
- VOA/TX1005/TX1006 Solids in hermetically sealed vials? Yes No Not Present
- Chain of custody present? Yes No 1 Page(s)
- Chain of custody signed when relinquished and received? Yes No COC IDs:349639
- Samplers name present on COC? Yes No
- Chain of custody agrees with sample labels? Yes No
- Samples in proper container/bottle? Yes No
- Sample containers intact? Yes No
- Sufficient sample volume for indicated test? Yes No
- All samples received within holding time? Yes No
- Container/Temp Blank temperature in compliance? Yes No

Temperature(s)/Thermometer(s):	1.3uc/1.3c	ir34
Cooler(s)/Kit(s):	54540	
Date/Time sample(s) sent to storage:	10/1/25 1310	

- Water - VOA vials have zero headspace? Yes No No VOA vials submitted
- Water - pH acceptable upon receipt? Yes No N/A
- pH adjusted? Yes No N/A

pH adjusted by:

Login Notes:

Client Contacted: Date Contacted: Person Contacted:

Contacted By: Regarding:

Comments:

Corrective Action:



Cincinnati, OH
+1 513 733 5336

Everett, WA
+1 425 356 2600

Fort Collins, CO
+1 970 490 1511

Holland, MI
+1 616 399 6070

Chain of Custody Form

Page 1 of 1


COC ID: 349639

HS25100046

Rohm & Haas/Charlie Burch Dow
Dow Charlie Burch 2H2025

n, WV

ALS Project Manager:



Customer Information		Project Information		
Purchase Order	Script	Project Name	Dow Charlie Burch 2H2025	A 8260_LL_W (1,2-DCA 8260)
Work Order		Project Number	Forestry GW	B
Company Name	Union Carbide/Dow Texas City	Bill To Company	The Dow Chemical Company	C Site Contact* dbelote@dow.com
Send Report To	John Ynfante	Invoice Attn	Accounts Payable	D Company Code 4050
Address	3301 5th Ave S, SL 25520 Richards Road	Address	2211 H.H. DOW WAY	E Plant Code A400
				F Internal Order Number 400321
City/State/Zip	Texas City, TX 77380 SL SPRING TX 77381	City/State/Zip	Midland MI 48674	G Gl Account 640000
Phone	(409)-94-5-56	Phone		H Material Group 77121700
Fax		Fax		
e-Mail Address	John.Ynfante@jacobs.com	e-Mail Address	FUSELAP@dow.com	J

No.	Sample Description	Date	Time	Matrix	Pres.	# Bottles	A	B	C	D	E	F	G	H	I	J	Hold
1	TB-02-20250930	9/30/25	1015	W	HCl	2	X										
2	MW-CB-12AS-20250930-N-WG	9/30/25	1030	W	HCl	3	X										
3	MW-CB-12AD-20250930-N-WG	9/30/25	1050	W	HCl	3	X										
4	MW-CB-8AD-20250930-N-WG	9/30/25	1115	W	HCl	3	X										
5	MW-CB-16AS-20250930-N-WG	9/30/25	1130	W	HCl	3	X										
6																	
7																	
8																	
9																	
10																	

Sampler(s) Please Print & Sign Jessica Linker		Shipment Method CERNOV		Required Turnaround Time: (Check Box) <input checked="" type="checkbox"/> STD 10 Wk Days <input type="checkbox"/> 5 Wk Days <input type="checkbox"/> 2 Wk Days <input type="checkbox"/> 24 Hour				Results Due Date:			
Relinquished by: Jessica Linker	Date: 9/30/25	Time: 1500	Received by: D.C.	Notes: Dow Charlie Burch				QC Package: (Check One Box Below)			
Relinquished by: D.C.	Date: 9-30-25	Time: 1630	Received by (Laboratory): 9/30/25 1630	Cooler ID 54540	Cooler Temp. 1.32	<input type="checkbox"/> Level II Std QC		<input checked="" type="checkbox"/> TRRP Checklist			
Logged by (Laboratory):	Date:	Time:	Checked by (Laboratory):	834		<input type="checkbox"/> Level III Std QC/Raw Date		<input type="checkbox"/> TRRP Level IV			
Preservative Key: 1-HCl 2-HNO ₃ 3-H ₂ SO ₄ 4-NaOH 5-Na ₂ S ₂ O ₃ 6-NaHSO ₄ 7-Other 8-4°C 9-5035						<input type="checkbox"/> Level IV SW846/CLP		<input type="checkbox"/> Other			

Note: 1. Any changes must be made in writing once samples and COC Form have been submitted to ALS Environmental.
 2. Unless otherwise agreed in a formal contract, services provided by ALS Environmental are expressly limited to the terms and conditions stated on the reverse.
 3. The Chain of Custody is a legal document. All information must be completed accurately.

C11001

Copyright 2011 by ALS Environmental.

Appendix C

Data Usability Summary



Data Usability Summary

Dow Charlie Burch, Houston, Texas

2025 Groundwater Monitoring

A Jacobs project chemist reviewed 8 data packages from ALS Environmental of Houston, Texas for the analysis of groundwater samples collected between April 17 and September 30, 2025 at the Dow Charlie Burch facility (site) in Houston, Texas.

Data were reviewed for conformance to the requirements of the Texas Commission on Environmental Quality (TCEQ) guidance document, *Review and Reporting of COC Concentration Data Under TRRP* (RG-366/Texas Risk Reduction Program (TRRP)-13) and adherence to project objectives.

Jacobs asserts that at the time the laboratory data were generated for the project, the laboratory was accredited by the National Environmental Laboratory Accreditation Conference under the Texas Laboratory Accreditation Program for the matrix, analyte, and method of analysis requested on the chain-of-custody documentation. Copies of the National Environmental Laboratory Accreditation Program certificates applicable to the period during which the laboratory generated the data in this report are included with this data usability summary (DUS) as an attachment.

Intended Use of Data: The laboratory data included in this report provide information on concentrations of the chemicals of concern (COCs) in the groundwater at the site to support the preparation of the annual groundwater monitoring report for 2025.

The following analysis was performed:

- SW-846 5030/8260C & 5030/8260D – 1,2-Dichloroethane by Gas Chromatography/Mass Spectrometry (GC/MS)

Data were reviewed and validated as described in *Review and Reporting of COC Concentration Data Under TRRP*, (RG-366/TRRP-13). The results of the review and validation are discussed in this DUS. The following laboratory submittals were examined:

- Reportable data
- Laboratory review checklists (LRCs) and associated exception reports (ERs)
- Observations regarding sampling procedures, and preservation procedures before shipping or delivering the samples to the laboratory

The results of supporting quality control (QC) analyses were summarized in the LRCs, ERs, and case narratives. The LRCs, associated ERs, and reportable data included in this review are attached to this DUS.

Introduction

A total of 52 groundwater samples were collected and analyzed for VOCs. Additionally, field QC samples analyzed included 7 field duplicates, 9 trip blanks, 3 equipment blanks, and 3 project-specific MS/MSDs. Table 1 lists the sample identifications cross-referenced to laboratory identifications.

Table 1. Cross-referenced Field Sample Identifications and Laboratory Identifications

Data Usability Summary

Dow Charlie Burch Facility, Houston, Texas

Field Identification	Laboratory Identification	Matrix	Date Collected
TB-01_20250417	HS25040979-01	Water	4/17/2025
MW-CB-48_20250417_N_WG	HS25040979-02	Groundwater	4/17/2025
MW-CB-45_20250417_N_WG	HS25040979-03	Groundwater	4/17/2025
MW-CB-40_20250417_N_WG	HS25040979-05	Groundwater	4/17/2025
MW-CB-44_20250417_N_WG	HS25040979-04	Groundwater	4/17/2025
DUP-01_20250417_FD_WG	HS25040979-06	Groundwater	4/17/2025
EB-01_20250417	HS25040979-07	Water	4/17/2025
TB-03_20250926	HS25091271-01	Water	9/26/2025
MW-CB-28A_20250926_N_WG	HS25091271-02	Groundwater	9/26/2025
MW-CB-50A_20250926_N_WG	HS25091271-03	Groundwater	9/26/2025
DUP-04_20250926_FD_WQ	HS25091271-04	Groundwater	9/26/2025
MW-CB-6BS_20250926_N_WG	HS25091271-05	Groundwater	9/26/2025
MW-CB-25A_20250926_N_WG	HS25091271-06	Groundwater	9/26/2025
TB-02_20250926	HS25091273-01	Water	9/26/2025
MW-CB-2A_20250926_N_WG	HS25091273-02	Groundwater	9/26/2025
MW-CB-2B_20250926_N_WG	HS25091273-03	Groundwater	9/26/2025
RDP-3_20250926_N_WG	HS25091273-04	Groundwater	9/26/2025
DUP-03_20250926_FD_WG	HS25091273-05	Groundwater	9/26/2025
RDP-5_20250926_N_WG	HS25091273-06	Groundwater	9/26/2025
PMW-08B_20250926_N_WG	HS25091273-07	Groundwater	9/26/2025
PMW-09B_20250926_N_WG	HS25091273-08	Groundwater	9/26/2025
MW-CB-6B_20250926_N_WG	HS25091273-09	Groundwater	9/26/2025
TB-01-20250925	HS25091274-01	Water	9/25/2025
EB-01-20250925	HS25091274-02	Water	9/25/2025
OW-2-20250925_N_WG	HS25091274-03	Groundwater	9/25/2025
RW-CB-5R_20250925_N_WG	HS25091274-04	Groundwater	9/25/2025
RW-CB-4R_20250925_N_WG	HS25091274-05	Groundwater	9/25/2025
RW-CB-4_20250925_N_WG	HS25091274-06	Groundwater	9/25/2025

Table 1. Cross-referenced Field Sample Identifications and Laboratory Identifications

Data Usability Summary

Dow Charlie Burch Facility, Houston, Texas

Field Identification	Laboratory Identification	Matrix	Date Collected
RW-CB-3D_20250925_N_WG	HS25091274-07	Groundwater	9/25/2025
RW-CB-3R_20250925_N_WG	HS25091274-08	Groundwater	9/25/2025
MW-CB-1B_20250925_N_WG	HS25091274-09	Groundwater	9/25/2025
MW-CB-1A_20250925_N_WG	HS25091274-10	Groundwater	9/25/2025
DUP-01_20250925_FD_WQ	HS25091274-11	Groundwater	9/25/2025
MW-CB-1BS_20250925_N_WG	HS25091274-12	Groundwater	9/25/2025
DUP-02_20250925_FD_WQ	HS25091274-13	Groundwater	9/25/2025
RW-CB-2R_20250925_N_WG	HS25091274-14	Groundwater	9/25/2025
TB-01_20250926	HS25091274-15	Water	9/26/2025
MW-CB-5A_20250926_N_WG	HS25091274-16	Groundwater	9/26/2025
RW-CB-2_20250926_N_WG	HS25091274-17	Groundwater	9/26/2025
MW-CB-4_20250926_N_WG	HS25091274-18	Groundwater	9/26/2025
MW-CB-7B_20250926_N_WG	HS25091274-19	Groundwater	9/26/2025
TB-02-20250929	HS25091416-01	Water	9/29/2025
EAB-MW-03-20250929_N_WG	HS25091416-02	Groundwater	9/29/2025
MW-CB-13AS-20250929_N_WG	HS25091416-03	Groundwater	9/29/2025
DUP-06-20250929_FD_WQ	HS25091416-04	Groundwater	9/29/2025
MW-CB-15AS-20250929_N_WG	HS25091416-05	Groundwater	9/29/2025
MW-CB-29A-20250929_N_WG	HS25091416-06	Groundwater	9/29/2025
MW-CB-33A-20250929_N_WG	HS25091416-07	Groundwater	9/29/2025
MW-CB-14AS-20250929_N_WG	HS25091416-08	Groundwater	9/29/2025
TB-01-_20250929	HS25091431-01	Water	9/29/2025
EB-01_20250929	HS25091431-02	Water	9/29/2025
MW-CB-46S_20250929_N_WG	HS25091431-03	Groundwater	9/29/2025
MW-CB-47S_20250929_N_WG	HS25091431-04	Groundwater	9/29/2025
MW-CB-48_20250929_N_WG	HS25091431-05	Groundwater	9/29/2025
MW-CB-45_20250929_N_WG	HS25091431-06	Groundwater	9/29/2025
MW-CB-44_20250929_N_WG	HS25091431-07	Groundwater	9/29/2025

Table 1. Cross-referenced Field Sample Identifications and Laboratory Identifications

Data Usability Summary

Dow Charlie Burch Facility, Houston, Texas

Field Identification	Laboratory Identification	Matrix	Date Collected
MW-CB-41S_20250929_N_WG	HS25091431-08	Groundwater	9/29/2025
MW-CB-40_20250929_N_WG	HS25091431-09	Groundwater	9/29/2025
MW-CB-39_20250929_N_WG	HS25091431-10	Groundwater	9/29/2025
MW-CB-37S_20250929_N_WG	HS25091431-11	Groundwater	9/29/2025
DUP-05_20250929_FD_WQ	HS25091431-12	Groundwater	9/29/2025
TB-01_20250930	HS25100044-01	Water	9/30/2025
TRW-CB-4_20250930_N_WG	HS25100044-02	Groundwater	9/30/2025
TRW-CB-3_20250930_N_WG	HS25100044-03	Groundwater	9/30/2025
TRW-CB-2_20250930_N_WG	HS25100044-04	Groundwater	9/30/2025
TRW-CB-1_20250930_N_WG	HS25100044-05	Groundwater	9/30/2025
TB-02_20250930	HS25100046-01	Water	9/30/2025
MW-CB-12AS_20250930_N_WG	HS25100046-02	Groundwater	9/30/2025
MW-CB-12AD_20250930_N_WG	HS25100046-03	Groundwater	9/30/2025
MW-CB-8AD_20250930_N_WG	HS25100046-04	Groundwater	9/30/2025
MW-CB-16AS_20250930_N_WG	HS25100046-05	Groundwater	9/30/2025

Project Measurement Quality Objectives

Organic Analytes:

- Laboratory control sample (LCS) / laboratory control sample duplicate (LCSD) recoveries and matrix spike (MS) / matrix spike duplicate (MSD) recoveries within 70 to 130 percent
- LCS/LCSD and MS/MSD relative percent difference (RPD) values less than or equal to 20 percent
- Sample and field duplicate RPD values less than or equal to 30 percent or plus or minus 2 times the method quantitation limit (MQL) if concentrations are less than 5 times MQL
- Completeness greater than or equal to 95 percent

Data Review and Validation Results

Analytical Results

Non-detect results are reported as less than the sample detection limit (SDL) as defined by the Texas Risk Reduction Program rule.

Data qualified during the data validation process are listed in Table 2.

Table 2. Qualified Analytical Data

Data Usability Summary

Dow Charlie Burch Facility, Houston, Texas

Field Identification	Analytical Method	Analyte	Result	Units	Qualification	Reason for Qualification
PMW-09B_20250926_N_WG	SW8260D	1,2-Dichloroethane	0.02	mg/L	JL	Analyte was recovered at < LCL.

mg/L = milligram per liter

JL = Estimated data; the reported sample concentration is approximated due to exceedance of a QC requirement; bias in result likely to be low.

Sample Receipt Conditions, Chain of Custody, and Preservation

Samples were evaluated for agreement with the chain-of-custody documentation. Samples were received in the appropriate containers and in good condition with proper completion of the chain-of-custody documentation with the following 2 exceptions.

The sample collection date was not recorded on the chain of custody for the samples collected on April 17, but was recorded on the associated sample labels themselves so the lab correctly logged them in with that collection date.

Field duplicate sample DUP-01_20250417_FD_WG was initially listed on the chain of custody and sample container label as MW-CB-44-20250417-FD-WG. The sample ID was corrected on the chain of custody but was not corrected on the sample label. The lab correctly logged in the sample based on the sample ID listed on the chain of custody.

Sample receipt temperatures were less than or equal to 6 degrees Celsius (°C) as listed in the Code of Federal Regulations (CFR). Samples were preserved as specified in SW-846 Tables 2-40(A) and 2-40(B).

Holding Time

Samples were prepared and analyzed within holding times specified in SW-846 Tables 2-40(A) and 2-40(B).

Calibrations and Tunes

According to the LRCs and case narratives, initial calibration and continuing calibration data met SW-846 method requirements. The LRCs also document satisfactory instrument performance calibrations (GC/MS tunes) for the GC/MS analysis (VOCs).

Blanks

No target analytes were detected in any laboratory blank, equipment blank, or trip blank.

Surrogate Recoveries and Internal Standard Recoveries

Samples were spiked with surrogates for the VOCs analysis as required by the analytical method. Surrogate recoveries were within acceptance criteria. According to the LRCs and case narratives, internal standard areas were within SW-846 method acceptance criteria.

Laboratory Control Samples

LCSs and LCSDs were spiked with the target analyte of interest for the analytical method. LCS/LCSD recoveries and RPDs were within acceptance criteria.

Matrix Spike and Matrix Spike Duplicates

MSs and MSDs were spiked with the target analyte of interest for the analytical method. 1,2-dichloroethane was recovered at less than the lower control limit in the MS/MSD performed on sample PMW-09B_20250926_N_WG; therefore, the detection of 1,2-dichloroethane in the sample was qualified as JL, estimated and potentially biased low.

Other MS/MSD recoveries and all MS/MSD RPDs were within acceptance criteria.

Field Precision

Table 3 summarizes field duplicate precision calculations. Field duplicate precision was not calculated for results where both the normal and field duplicate results were reported as not detected (U). Based on the RPDs between the concentrations detected and the proximity of the concentrations to the MQL, field duplicate precision was within the project acceptance criteria.

Field Procedures

Samples were collected following standard operating procedures detailed in the project sampling instructions. No anomalies were observed during sampling.

Table 3. Field Precision

*Data Usability Summary
Dow Charlie Burch Facility, Houston, Texas*

Field Identification	Analyte	Sample Result	Duplicate Result	MQL	RPD ^a	Qualified
MW-CB-1A_20250925_N_WG / DUP-01_20250925_FD_WQ	1,2-Dichloroethane	0.0055	0.0053	0.002	3.7%	A
MW-CB-1BS_20250925_N_WG / DUP-02_20250925_FD_WQ	1,2-Dichloroethane	0.0046	0.0057	0.002	21%	A
RDP-3_20250926_N_WG / DUP-03_20250926_FD_WQ	1,2-Dichloroethane	0.00041 U	0.00053 J	0.002	26%	A
MW-CB-37S_20250929_N_WG / DUP-05_20250929_FD_WQ	1,2-Dichloroethane	0.00083	0.0014 J	0.002	51%	A*

Table 3. Field Precision

*Data Usability Summary
Dow Charlie Burch Facility, Houston, Texas*

Field Identification	Analyte	Sample Result	Duplicate Result	MQL	RPD ^a	Qualified
----------------------	---------	---------------	------------------	-----	------------------	-----------

^a RPD = ((SR - DR)*200)/(SR + DR)

A = Acceptable Data.

A* = RPD exceeds 30 percent, but results are less than 5 times MQL and are within 2 times the MQL so they are acceptable.

J (in Sample Result or Duplicate Result column) = Result > SDL < MQL.

SR = Sample result

DR = Duplicate result

MQL = method quantitation limit

RPD = relative percent difference

SDL = sample detection limit

Summary

Overall, the quality of the analytical data was found to be within the QC limits established by the project data quality objectives, the analytical methods, and the review criteria presented in *Review and Reporting of COC Concentration Data Under TRRP (RG-366/TRRP-13)*.

The following data quality indicators were found to be within project acceptance criteria and/or did not require data qualification:

- Sample receipt conditions
- Sample preservation
- Holding times
- Initial calibrations
- Continuing calibration verification
- Instrument performance calibration (GC/MS tunes)
- Blanks
- Internal standard recoveries
- Surrogate recoveries
- LCS/LCSD recoveries and RPDs
- MS/MSD RPDs

QC issues encountered included one instance of low MS/MSD recovery. The result qualified based on this issue is described herein and listed in Table 2.

No results were rejected, giving the data set a 100 percent completeness. The analytical results may be used to support project decisions.

Attachment
National Environmental Laboratory
Accreditation Program Certificates



Texas Commission on
Environmental Quality

Certificate of Accreditation



Accreditation is hereby granted to

ALS Laboratory Group, Environmental Services Division (Houston, Texas)

10450 Stancliff Road, Suite 210
Houston, TX 77099-4338

State Lab ID: T104704231
Effective Date: 05/01/2024
Expiration Date: 04/30/2025
Document ID: TX-C24-00130

Conditions of Accreditation

This laboratory has been found to conform with TCEQ rules and applicable standards for laboratory accreditation. The scope of accreditation is limited to the Fields of Accreditation specifically listed on the subsequent page(s) of this certificate. Accreditation is for all version of a method approved per 40 CFR 136, 40 CFR 141, and/or 40 CFR 143. Continued accreditation requires ongoing compliance with all applicable standards and requirements.

A handwritten signature in cursive script that reads "K Keel".

Issued By: Kelly Keel, Executive Director Texas Commission on Environmental Quality
Date Issued: 05/01/2024

TEXAS Accreditation Certificate
ALS Laboratory Group, Environmental Services Division
(Houston, Texas)
State Lab ID: T104704231

Certificate ID: TX-C25-00104
Effective Date: 05/01/2025
Expiration Date: 04/30/2026



Texas Commission on
Environmental Quality

Certificate of Accreditation



Accreditation is hereby granted to

ALS Laboratory Group, Environmental Services Division (Houston, Texas)

10450 Stancliff Road, Suite 210,
Houston, TX 77099-4338

State Lab ID: T104704231
Effective Date: 05/01/2025
Expiration Date: 04/30/2026
Certificate ID: TX-C25-00104

Conditions of Accreditation

This laboratory has been found to conform with TCEQ rules and applicable standards for laboratory accreditation. The scope of accreditation is limited to the Fields of Accreditation (FoA) specifically listed on the subsequent page(s) of this certificate. Accreditation is for all version of a method approved per 40 CFR 136, 40 CFR 141, and/or 40 CFR 143. Continued accreditation requires ongoing compliance with all applicable standards and requirements.

Note: For the attached FoA table, matrices may include DW (drinking water), NPW (non-potable water), S (solid and chemical materials), A (air), and/or BT (biological tissue).

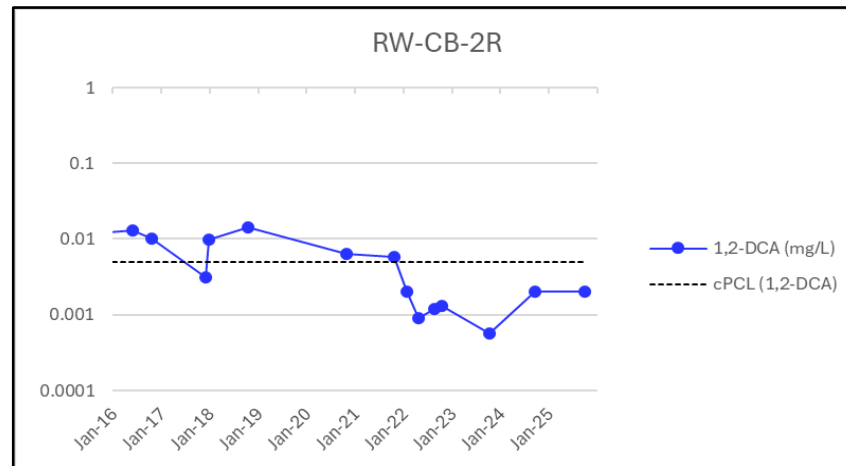
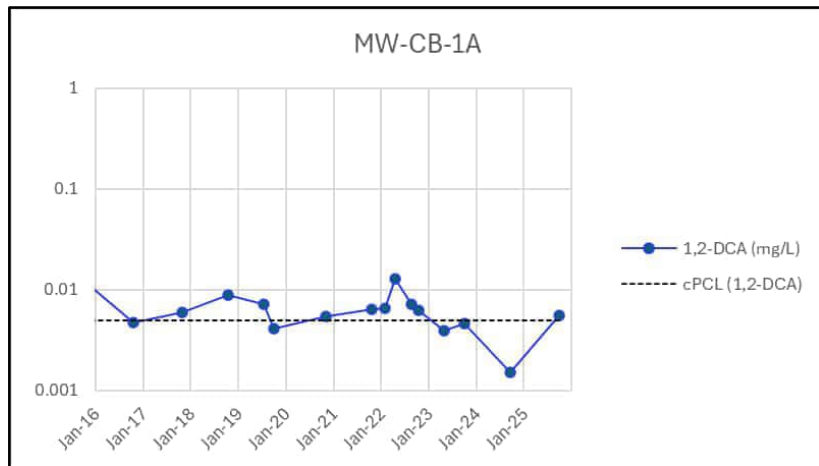
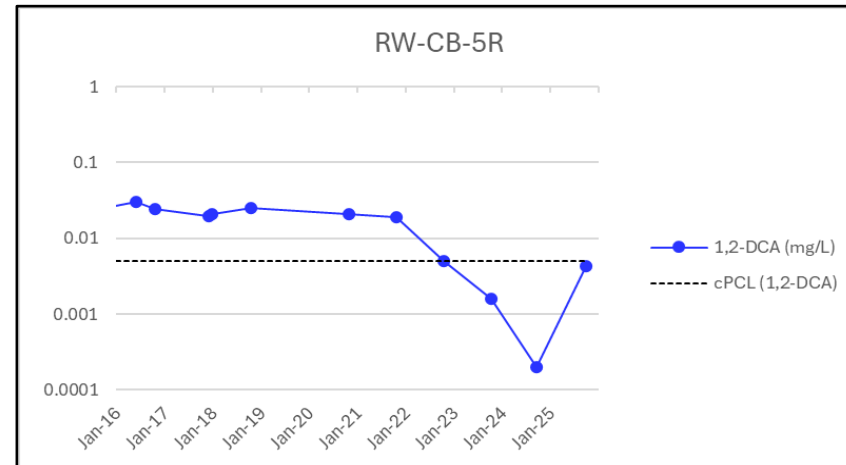
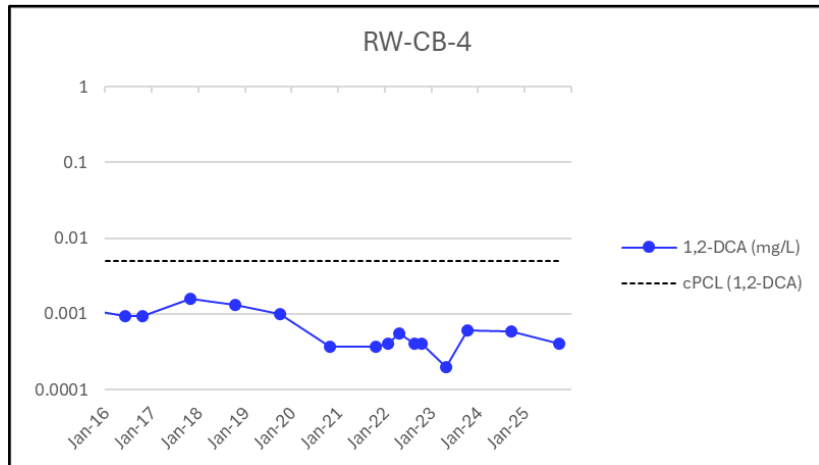
Issued By: Kelly Keel, Executive Director Texas Commission on Environmental Quality
Date Issued: 05/01/2025

Appendix D

2025 Time Series Graphs

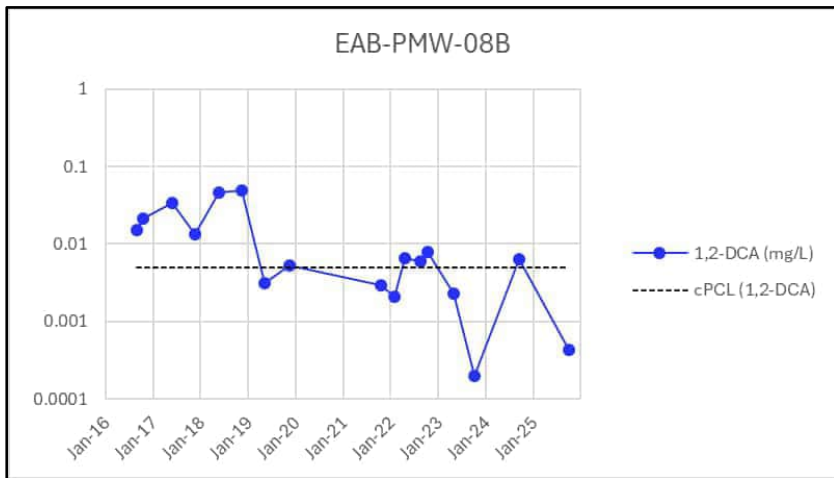
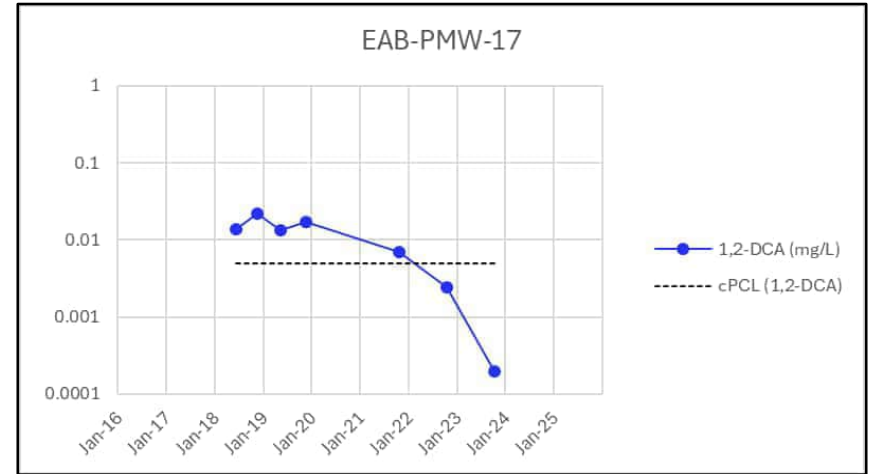
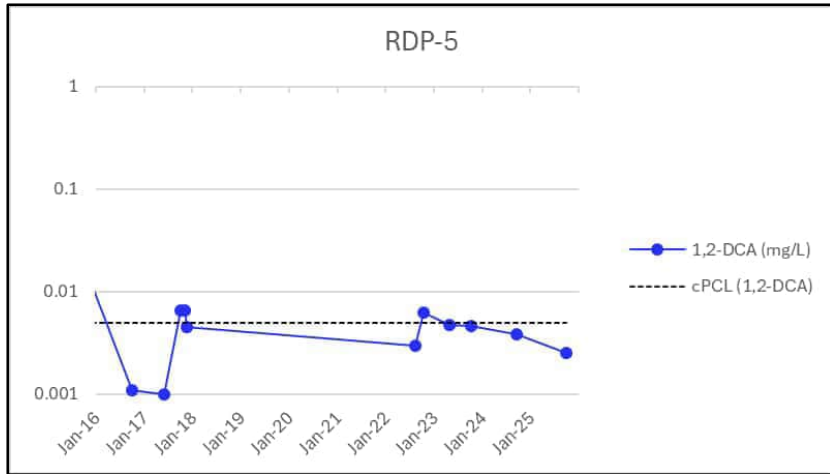


Concentration Vs Time Plots (Source Area and Northern Area – Zone A)



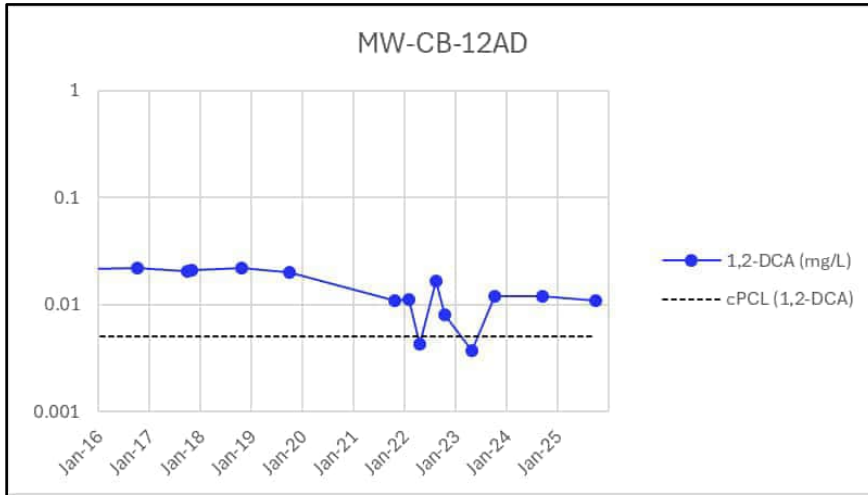
Note:
Dashed line indicates 1,2-Dichloroethane Protective Concentration Limit of 0.005 milligrams per liter

Concentration Vs Time Plots (Source Area and Northern Area – Zone A)

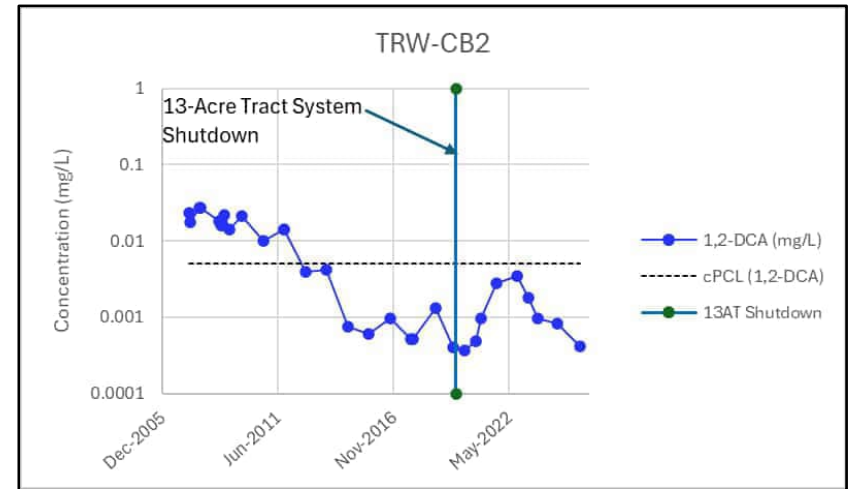
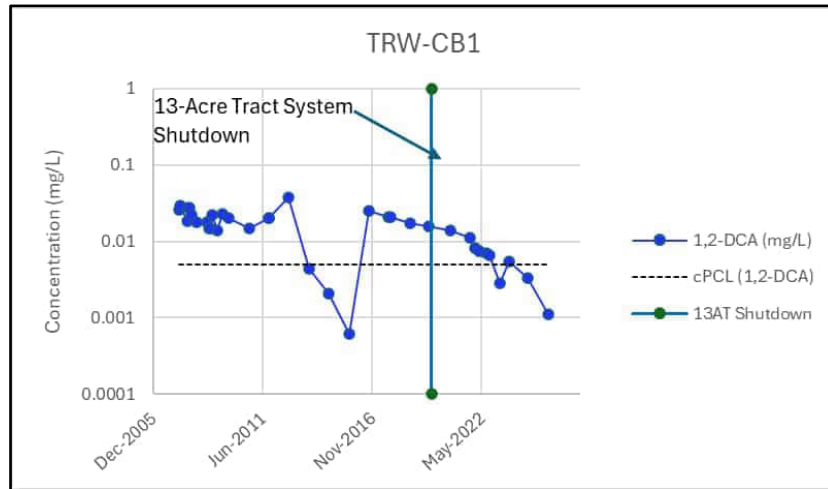
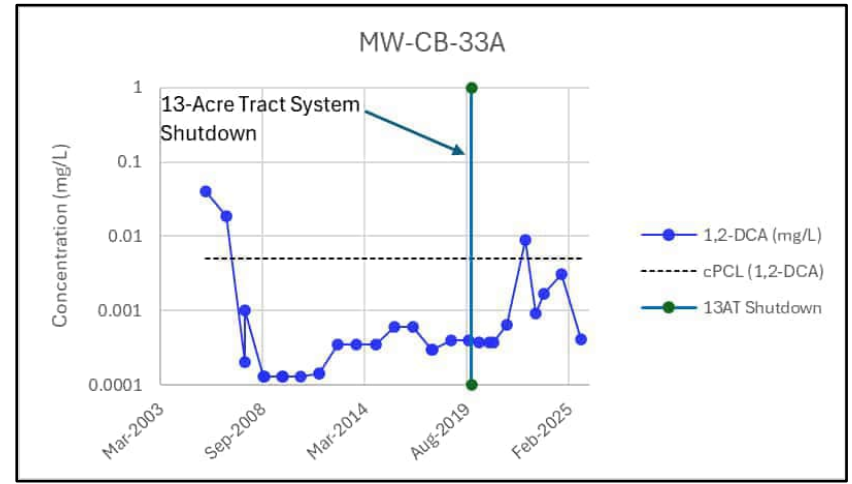
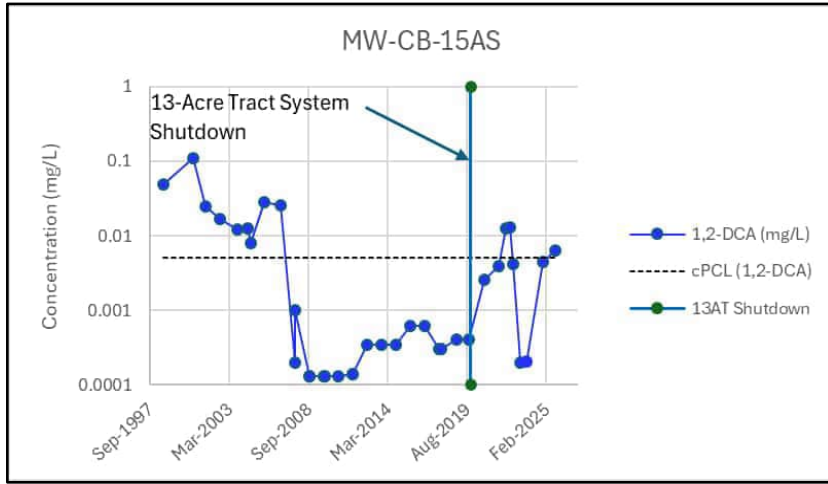


Note:
Dashed line indicates 1,2-Dichloroethane Protective Concentration Limit of 0.005 milligrams per liter

Concentration Vs Time Plots (Southern Area – Zone A)



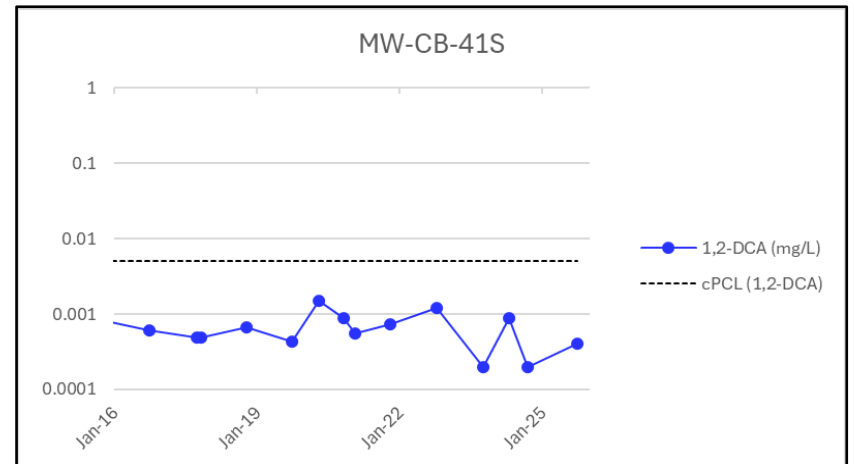
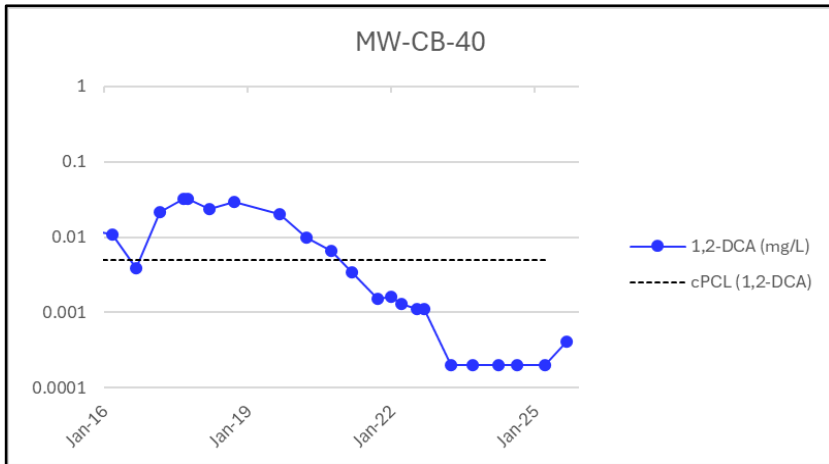
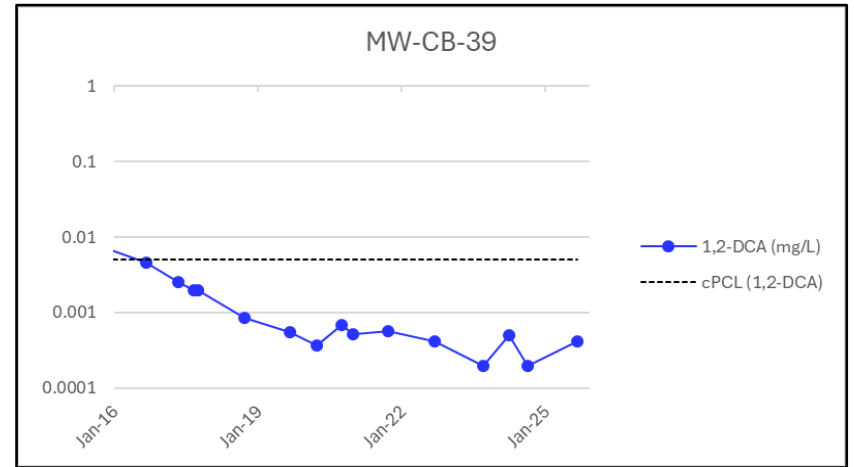
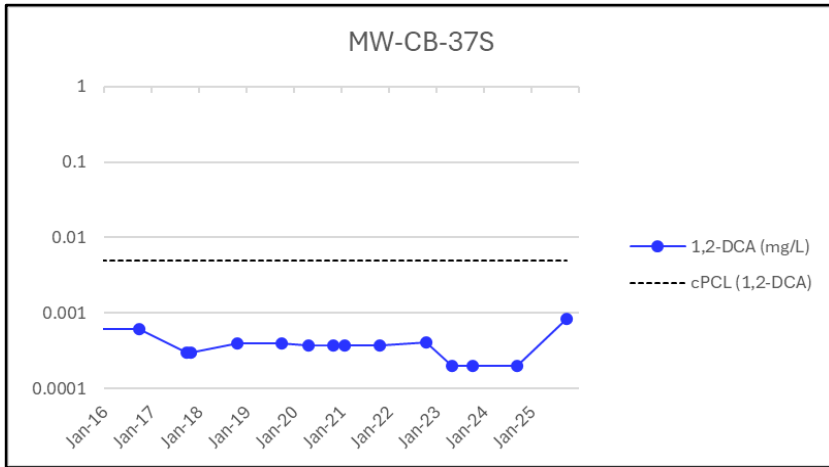
Concentration Vs Time Plots (13-Acre Tract)



Appendix D. 2025 Time Series Graphs

Note:
Dashed line indicates 1,2-Dichloroethane Protective Concentration Limit of 0.005 milligrams per liter

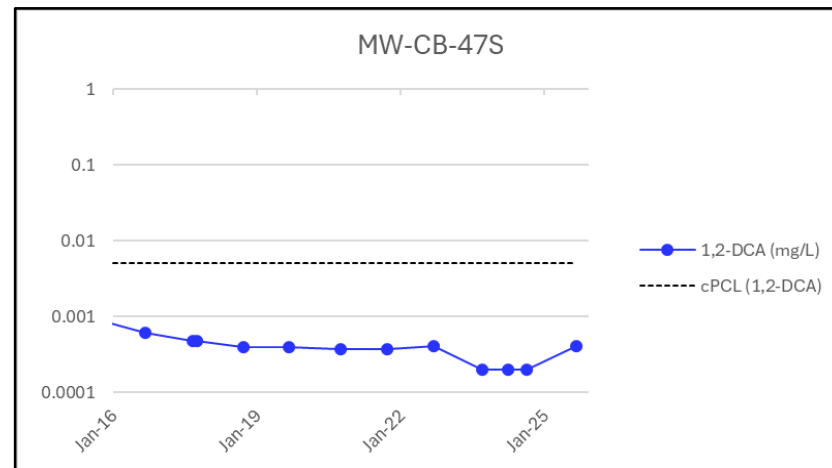
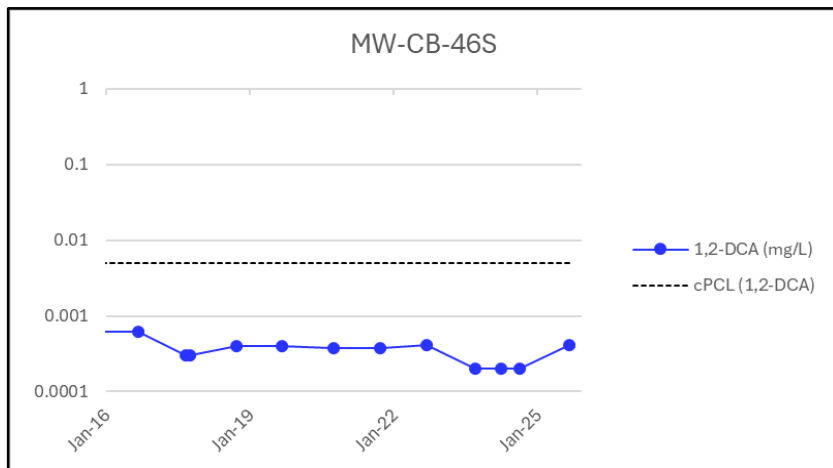
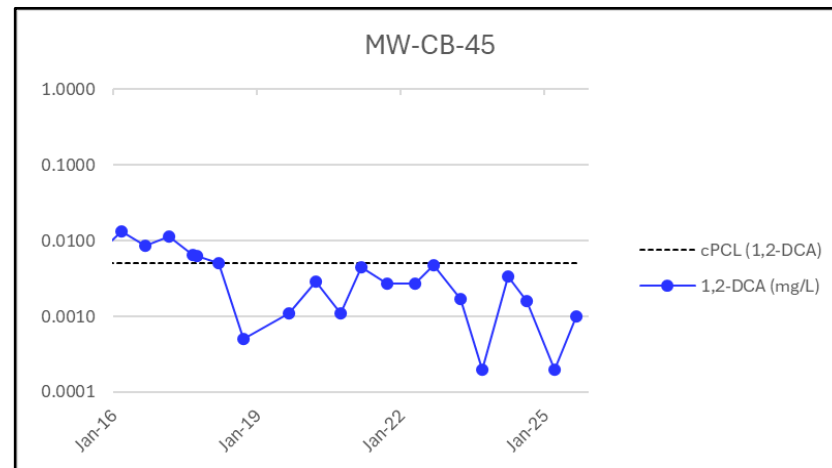
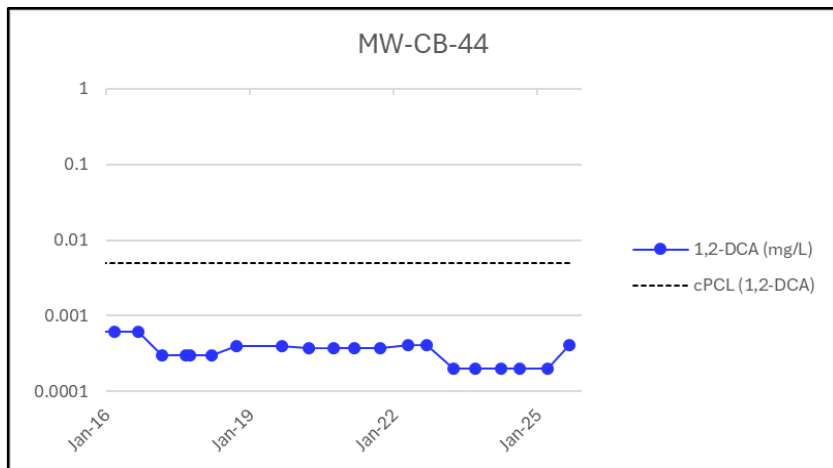
Concentration Vs Time Plots (Offsite Southern Tract- Zone A)



Appendix D. 2025 Time Series Graphs

Note:
Dashed line indicates 1,2-Dichloroethane Protective Concentration Limit of 0.005 milligrams per liter

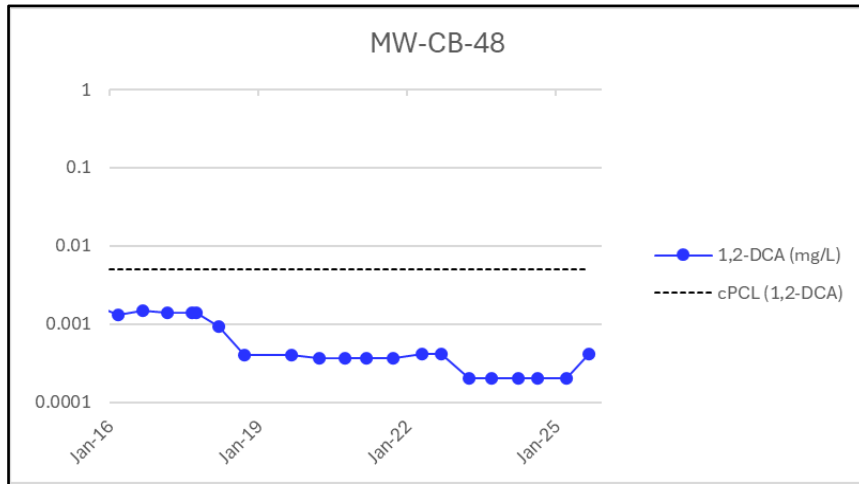
Concentration Vs Time Plots (Offsite Southern Tract- Zone A)



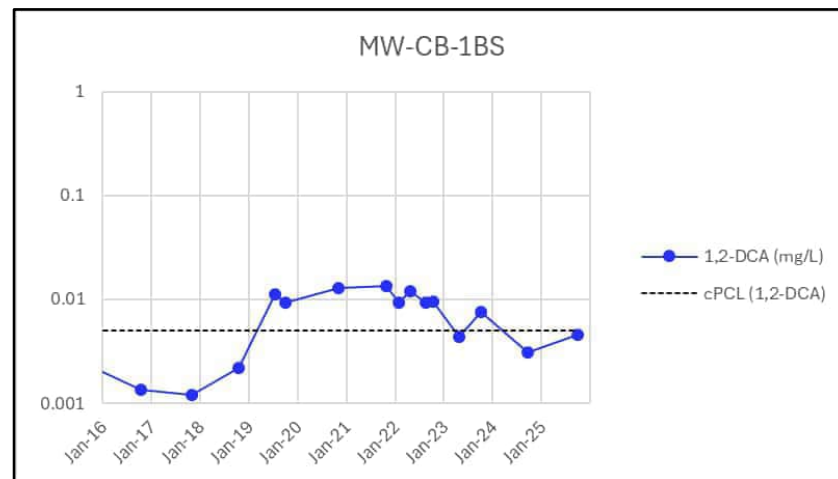
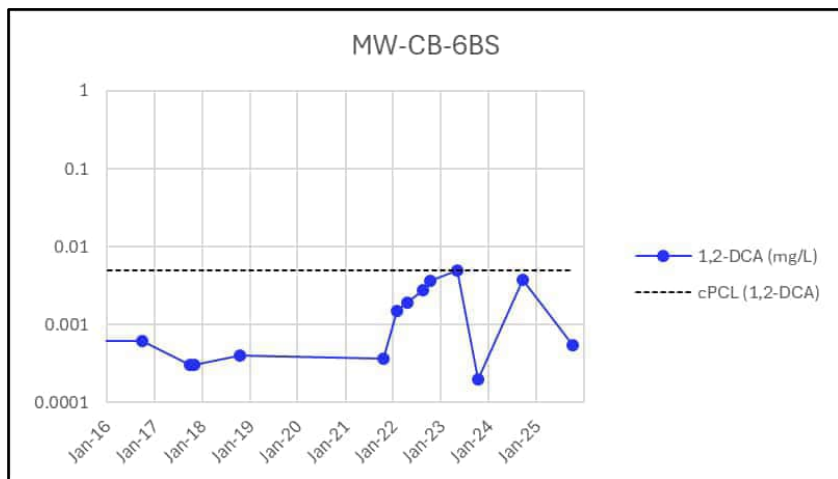
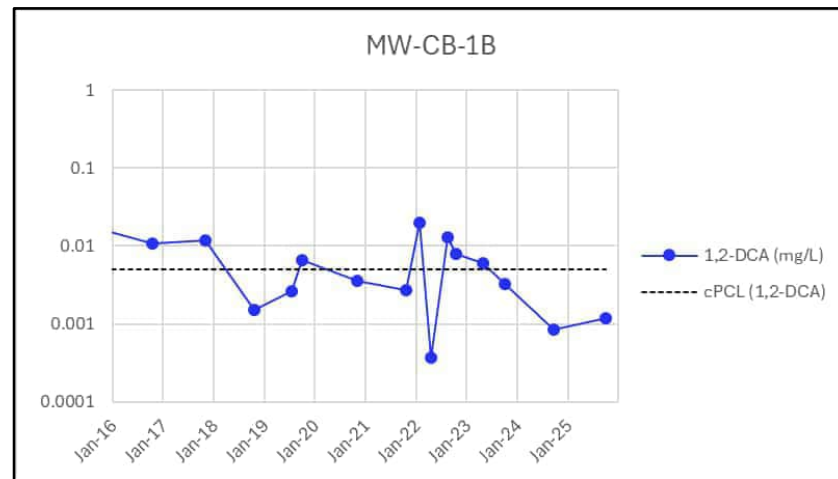
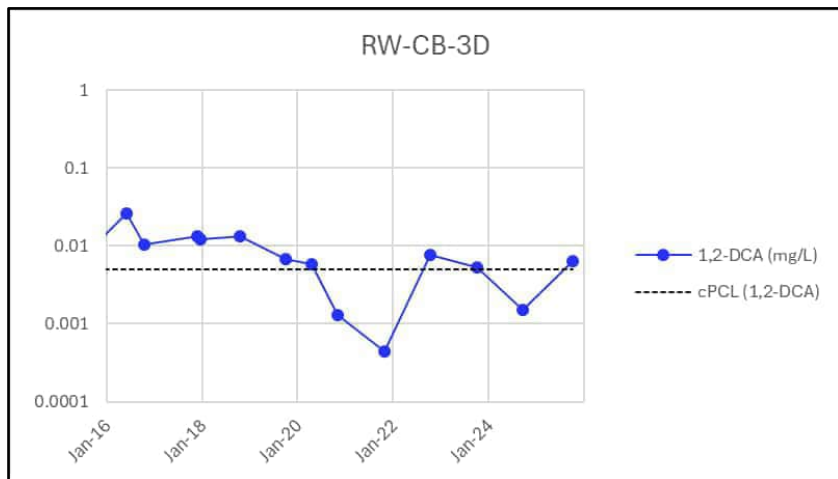
Appendix D. 2025 Time Series Graphs

Note:
Dashed line indicates 1,2-Dichloroethane Protective Concentration Limit of 0.005 milligrams per liter

Concentration Vs Time Plots (Offsite Southern Tract- Zone A)



Concentration Vs Time Plots (Source Area - Zone B)



Appendix D. 2025 Time Series Graphs

Note:
Dashed line indicates 1,2-Dichloroethane Protective Concentration Limit of 0.005 milligrams per liter